

Puget Sound Commercial Salmon 2019 Post-Season Meeting



Washington Department of
FISH AND WILDLIFE

January 8, 2020

Agenda

- Introductions
- Review of 2019 preliminary catch numbers
- 2020 North of Falcon meetings

Puget Sound Non-Tribal Commercial Salmon Catch

	Chinook	Coho	Sockeye	Chum	Pink
2019	9,509	2,980	-	135,188	92,790
2018	13,700	9,645	397,671	388,933	3
2017	12,065	11,763	-	713,535	17,852
2016	6,599	14,486	-	444,586	-
2015	3,367	4,777	16,906	559,632	398,670

2019 catch numbers are preliminary and subject to change

Areas 7 & 7A Pink/Sockeye fisheries

San Juan Islands and Point Roberts

- No commercial sockeye openings in 2019
 - Preseason forecast = 4,795,000
 - Estimated runsize = 486,000
- Fraser Pink:
 - Preseason forecast = 5,018,600
 - Estimated runsize = 8,701,000
 - Limited US fisheries

Areas 7/7A Pink Catch	
Gillnet	0
Purse Seine	52,961
Reef Net	37,666
TOTAL	90,627



Puget Sound Pink Fisheries

Areas 8 and 8A pink

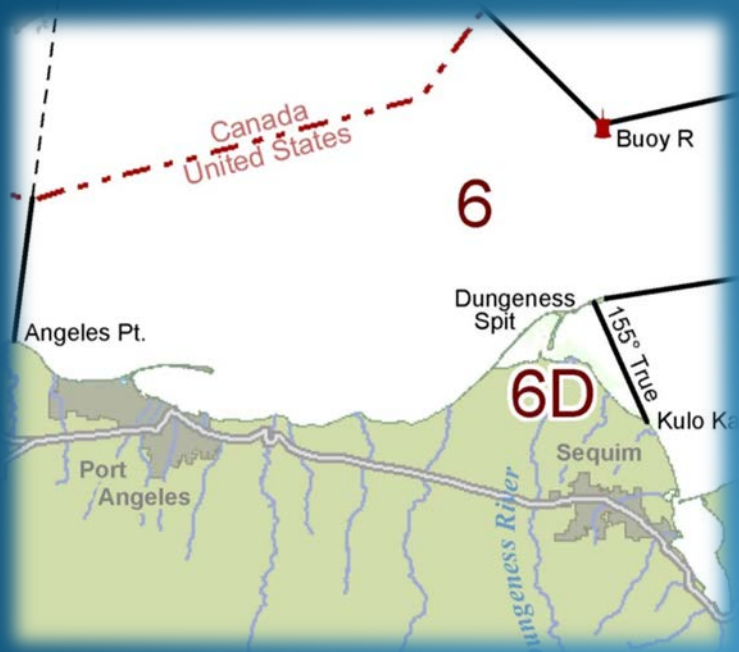
- No commercial openings in 2019
 - Skagit forecasted to not meet escapement goal
 - Stillaguamish and Snohomish forecasted to not meet escapement goal

Area 10 pink limited participation pink

- Low forecast and returns
 - Total South Sound pink forecast of 214,600
 - Total catch of 0 pinks

Area 6D

Dungeness Bay



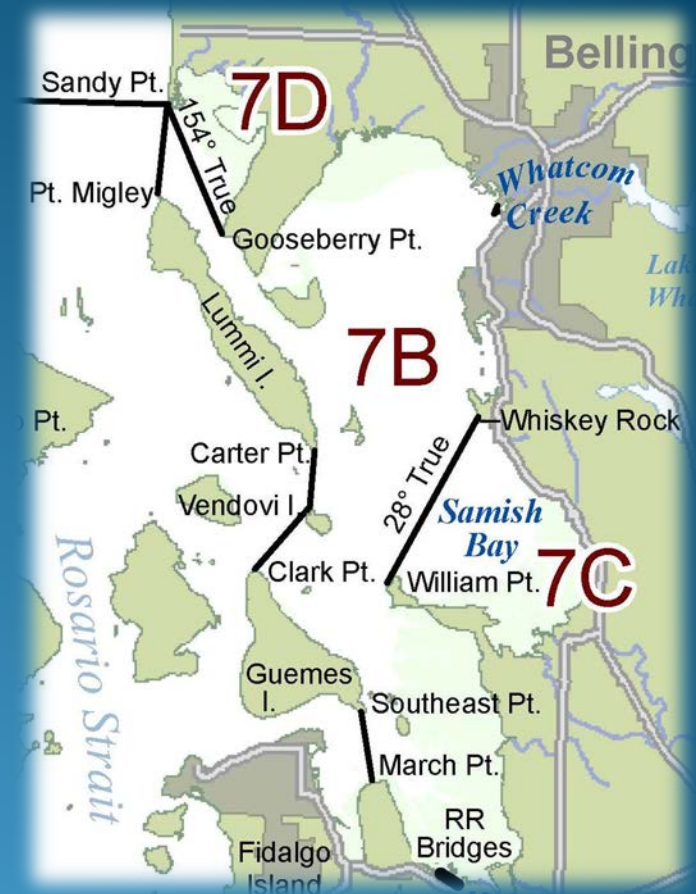
- Coho directed fishery
 - Gear: skiff gill net

Area 6D	
Year	Coho
2019	1,008
2018	2,297
2017	3,041
2016	2,713
2015	97

Areas 7B & 7C

Bellingham Bay and Samish Bay

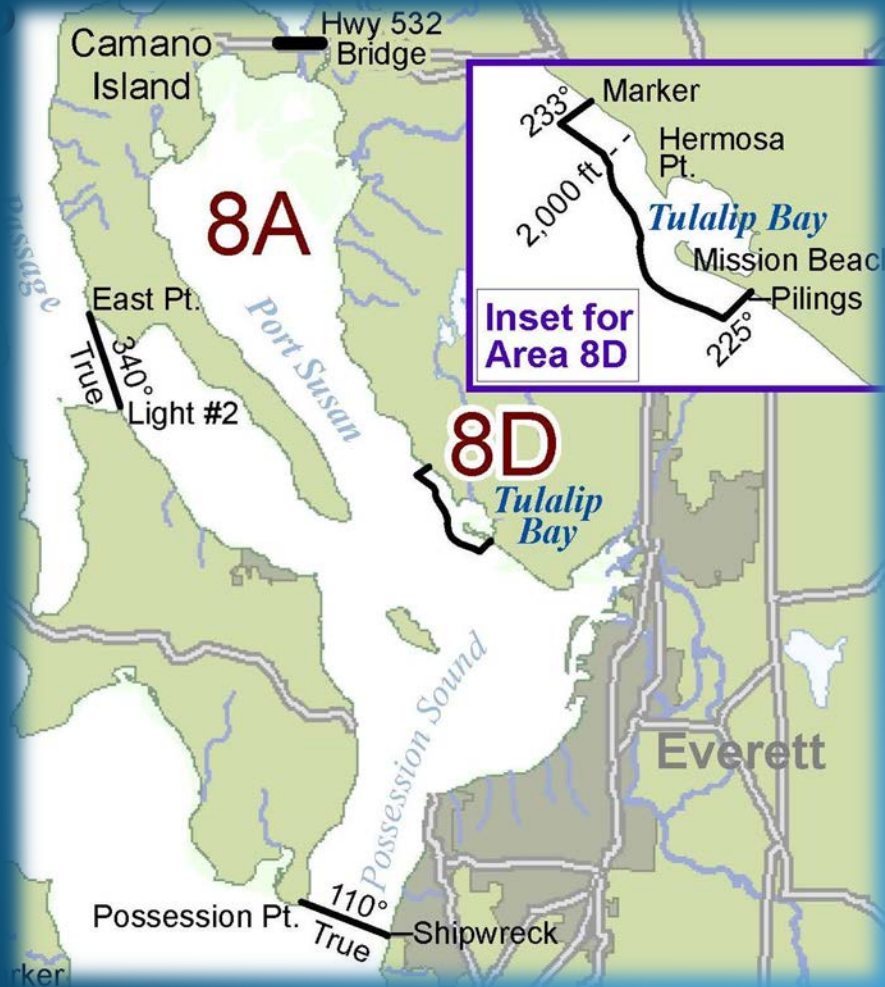
Areas 7B/7C			
	Chinook	Coho	Chum
Gillnet	2,206	773	1,307
Purse Seine	0	0	0
TOTAL	2,206	773	1,307



- Chinook, coho & chum directed fisheries
- 7B Whatcom Creek Zone Closed WK 47, Nov 16th

Areas 8A and 8D

Port Susan and Tulalip Bay



- 8A coho closed during pre-season planning to protect forecasted weak coho stocks.
- No NT effort in 8D.

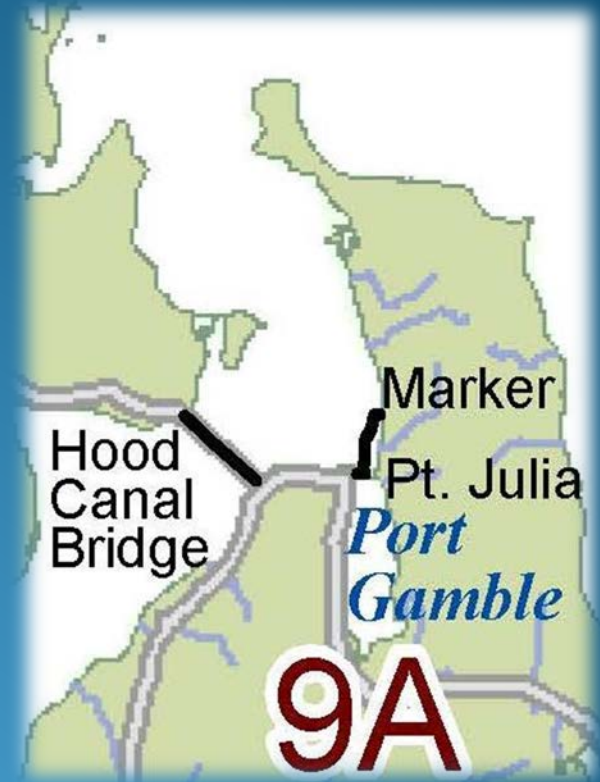
Year	Coho	
	8A	8D
2019	-	-
2018	329	25
2017	-	0
2016	-	-
2015	5	0
2014	36	0
2013	855	72

Area 9A

Port Gamble Bay

- Coho Directed Fishery
- Gears: skiff gillnet

Area 9A	
Skiff Gillnet	Coho
2019	54
2018	66
2017	2,319
2016	4,434
2015	83
2014	544



Area 12A

Quilcene Bay

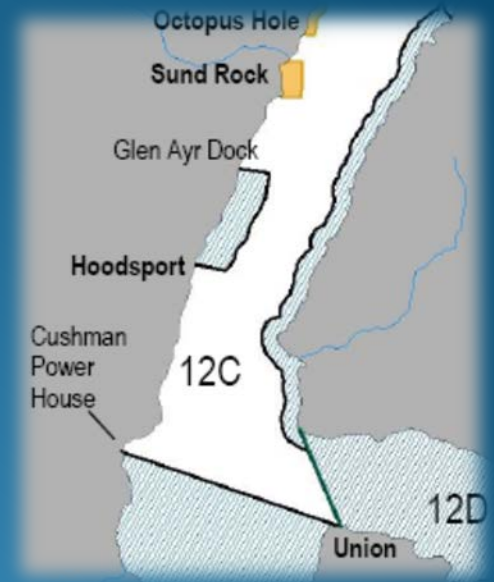
- Coho Directed Fishery
- Gear: beach seine
 - No non-treaty skiff gill net openings in recent years due to high numbers of summer chum relative to coho.

Area 12A	
Year	Coho
2019	37
2018	973
2017	1,086
2016	404
2015	93
2014	351



12C – Hoodsport Hatchery Zone

- Issues with tribe over recreational access to Skokomish River continue to result in large portion of non-treaty Chinook share being available in Hood Canal.
- Experimental beach seine fishery began in 2016 at Hoodsport to target these fish.
- Fishery managed to not exceed 10,000 Chinook.



12C Beach Seine	
Year	Chinook
2019	7,303
2018	9,978

Areas 7 & 7A Chum

San Juan Islands and Point Roberts

Areas 7/7A	
Gillnet	0
Purse Seine	0
Reef Net	574
TOTAL	574



Areas 10 & 11

Seattle and East-West Passage

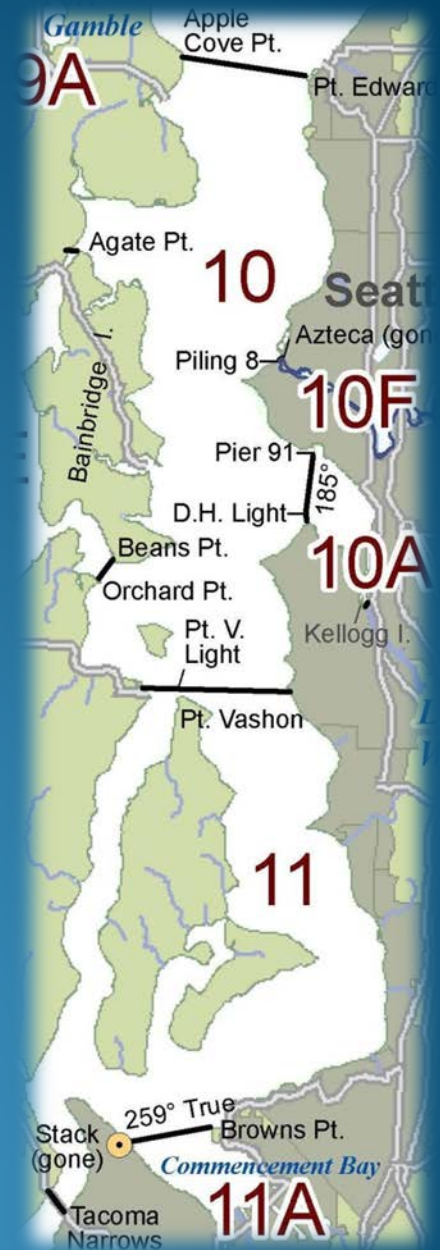
- Chum directed fishery
- Pre-season forecast = 554,747*

Catch / Gear	Chum
Gillnet	8,080
Purse Seine	30,546
TOTAL	38,626

*Total SS runsize (includes “non-locals”)

- In-season run-size updates (ISU) agreed to with tribes:

Date	Run Size	NT Share
Forecast (preseason)	554,747	155,460
11/15/19 (Final ISU)	242,943	0

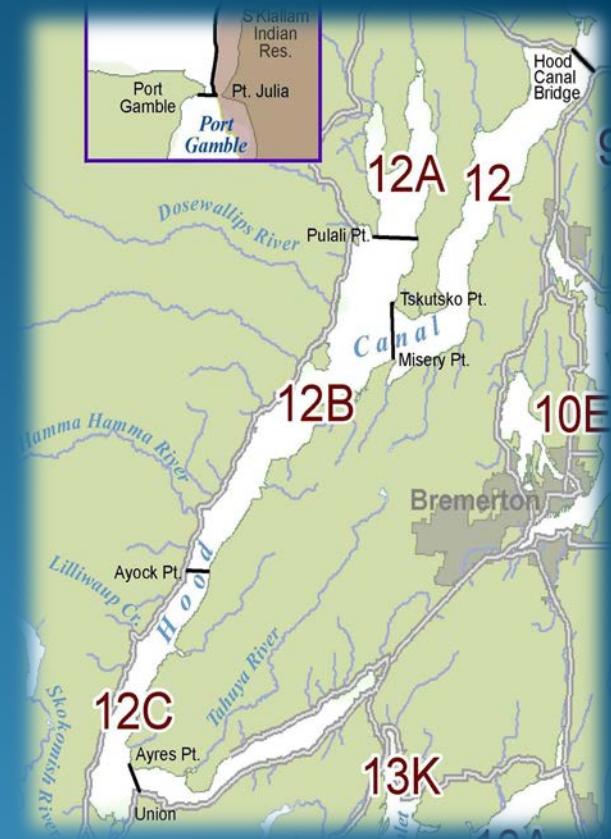


Areas 12 & 12B

Hood Canal

- Chum directed fishery
- Pre-season forecast: 518,700

Catch / Gear	Chum
Gillnet	25,166
Purse Seine	69,498
TOTAL	94,664



- In-season run-size updates (ISU) agreed to with tribes:

Date	ISU	NT Share
Forecast (preseason)	518,700	194,035
11/1/19 (early model ISU)	395,990	144,076
11/08/19 (final model ISU)	342,457	122,271

2020 North Of Falcon Meetings

- February 28 → Pre-season forecasts & fisheries discussion
Olympia, Office Building 2 Auditorium
- March 16 → North of Falcon #1
Lacey Community Center
- March 25th → Ad-hoc commercial meeting
Mill Creek
- March 31 → North of Falcon #2
Lynnwood Embassy Suites
- April 5-10 → Pacific Fisheries Management Council
Hilton, Vancouver, WA

South Sound Share Calc Changes

- Share calculations changed during 2019 NOF to address:
 - Share calc error leading to too many fish allocated to harvestable shares and still meet escapement goals
 - Chronic under-escapement in certain watersheds (e.g. Puyallup R.)
 - Contributions of “non-local” to the catch of chum in areas 10 and 11
 - Catch inequity between all-citizens and treaty tribes

South Sound Share Calc. Example

	SS Nat	SS Hat	Total SS NT Share	Total SS abundance	Potential Non-local Catch	Preseason Total NT Quota
Preseason Forecast of South Sound wild and hatchery Chum:	292,090	157,255		449,345		
Preseason proportion of total forecast:	0.650	0.350				
Adjusted escapement goals:	144,550*	10,400				
Harvestable surplus:	147,540	146,855				
Effective wild stock harvest rates:	0.505	0.934				
Preseason State share at wild stock harvest rate of:	51%	73,770	39,716	113,486	41,974	155,460

*Escapement Goal doubled in 2019 for NT share calcs

Share Calc Steps

Forecast → Subtract Esc. Goals to determine Harvest Rate → Apply wild harvest rate to both wild and hatchery forecast → divide by 2 for state share

Comprehensive Chum Mgmt. Plan

- In 2019 NOF comanager agreed to develop Comprehensive chum management plan for all of Puget Sound
 - Anticipated 3 year timeline
 - Goal to address conservation and allocation concerns in holistic management plan
- In the process of developing new run reconstruction utilizing genetic data to address “non-local”
- Next steps:
 - Update Conservation Objectives
 - Forecasts
 - Management Plan Development

Questions?

Prior pink fisheries

Area 8	Pink
2017	CLOSED
2015	9,500
2013	111,400
2011	104,400
2009	17,800

Area 8A	Pink
2017	CLOSED
2015	78,600
2013	641,300
2011	264,600
2009	315,000

Share Calc. Example

	SS Nat	SS Hat	non-local (18%)	Total
Forecast of local & estimate of non-local (NL)				
Escapement goal	300,000	150,000	98,780	548,780
harvestable surplus share	64,000	10,000	-	74,000
Theoretical effective harvest rate	236,000	140,000	98,780	474,780
	79%	93%	100%	87%
Adjusted escapement goal	87,600	43,800		
Resulting harvest rate	71%	71%	71%	71%
harvestable surplus	212,400	106,200	69,937	388,537
Share				194,268