

FISHING GUIDE LOGBOOKS

Update on Implementation and Compliance



Washington
Department of
**FISH and
WILDLIFE**

AGENDA

- Background on logbook reporting rule
- Fishing Guide Advisory Committee
- Implementation progress report
 - Development and testing of reporting tools
 - Enforcement compliance tools
 - Logbook data preview
- Next steps
- Q&A





Logbook Reporting Rule

Fishing Guide – License Structure

- WDFW offers three types of licenses
 - Food Fish Guide (R \$300/ NR \$765)
 - Game Fish Guide (R \$300/ NR \$760)
 - Combo Guide License (R \$640/ NR \$1,490)
- Other requirements to operate a guide business
 - Business registration
 - Valid driver's license or government-issued identification card
 - Valid vessel registration
 - Current first aid certification
 - Liability insurance coverage up to \$300,000
 - If operating in marine waters, operators must also apply for a merchant mariner credential through the U.S. Coast Guard

Fishing guide and charter are difference license types although many guides also hold a charter license.



Guiding in Washington

- Many guides do business in WA along with other states
- Variation in guide business operations – some fish just their local fisheries, others book trips year round
- Many guides also hold other commercial licenses (esp charter licenses)



WAC 220-352-245

New rule requires guides to fill out logbooks before leaving the boat launch

Data to be recorded

- Date
- Guide license #
- Water body fished
- Customer angler WILD ID, paid or comped
- crew members WILD ID if fishing
- species encountered - life stage, hatchery vs wild

Effective Jan 1st 2020



Fishing Guide Advisory Committee

- 12 members
- Diverse in frequency and location of guide businesses and fisheries/types of fishing they specialize in
- Many committee members also serve on regional or statewide guide associations
- Members, charter and meeting materials can be found here:

<https://wdfw.wa.gov/about/advisory/fgag>





Implementation

Implementation Timeline

- August 2nd – WAC 220-352-245 adopted
- August – Committee member solicitation process
- September 23rd – First FGAC meeting
- October 21 – FGAC meeting
- Oct – Nov – app development
- Nov 25th – FGAC meeting
- Nov – December – beta testing reporting tools
- December 17th – FGAC meeting
- January 1, 2020 - WAC 220-352-245 effective



Reporting Tools

Guides requested multiple tools to make compliance as easy as possible:




Paper logbook

35 pages, carbon copied

Designed to withstand elements

WDFW data entry



Mobile application


iPhone and Android versions

Auto-populated with frequently used data

Enforcement access to data for compliance



Paper Logbook



Washington Department of Fish & Wildlife

GUIDE LOGBOOK

SAMPLE

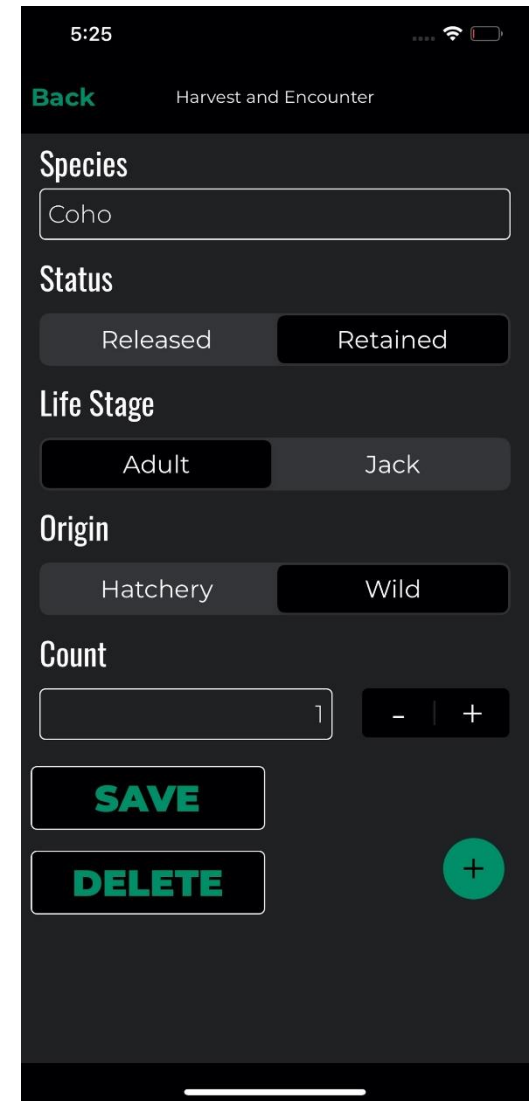
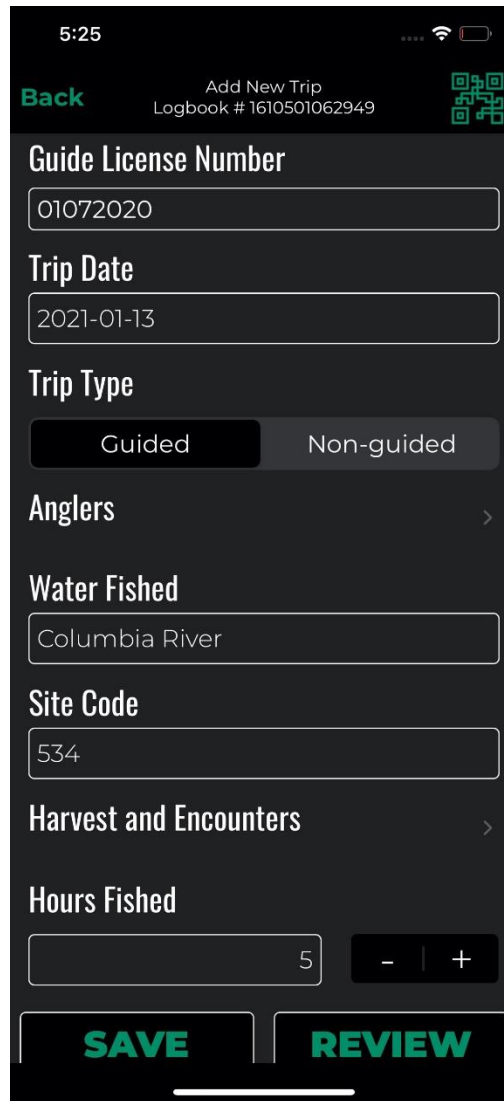
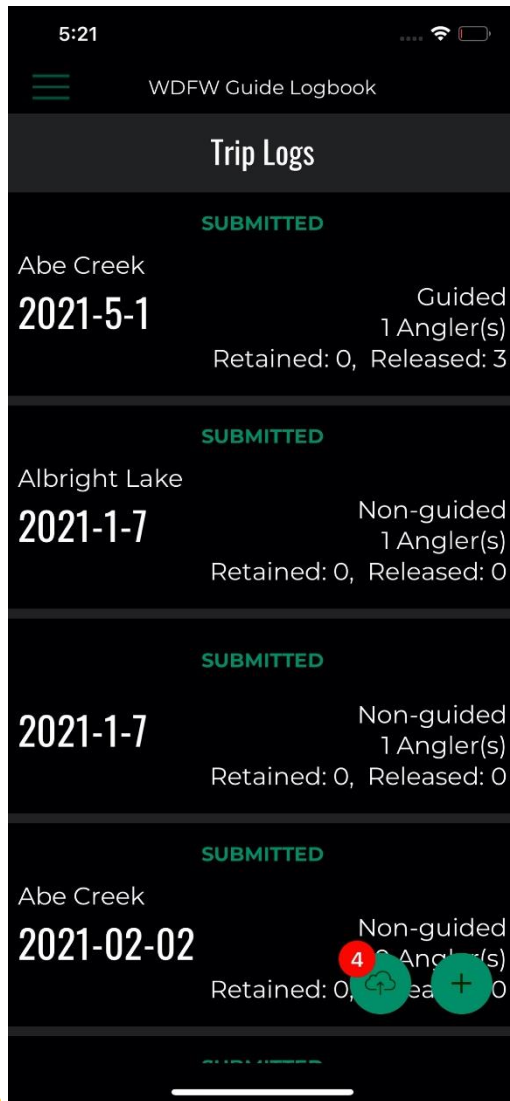
#####

(FOR WDFW RECORDS ONLY) DATE RECEIVED: _____

TRIP DATE: <i>Month / Day / Year</i>	CHINOOK			COHO			STEELHEAD		
GUIDE LICENSE #: <i>License #</i>		RETAINED	RELEASED		RETAINED	RELEASED		RETAINED	RELEASED
TRIP TYPE: GUIDED / NON-GUIDED	ADULT / HATCHERY	<i>1</i>	#	ADULT / HATCHERY	#	<i>3</i>	ADULT / HATCHERY	<i>2</i>	#
WATER FISHED & COUNTY: <i>Washougal Hatchery on Washougal River</i>	JACK / HATCHERY	<i>1</i>	#	JACK / HATCHERY	<i>5</i>	<i>1</i>	JACK / HATCHERY	#	<i>2</i>
	ADULT / WILD	#	<i>1</i>	ADULT / WILD	#	#	ADULT / WILD	#	#
	JACK / WILD	#	#	JACK / WILD	#	#	JACK / WILD	#	<i>2</i>
	RAINBOW			COASTAL CUTTHROAT			STURGEON		
SITE CODE: <i>663</i>		RETAINED	RELEASED		RETAINED	RELEASED		RETAINED	RELEASED
HOURS FISHED: <i>8</i>	HATCHERY	<i>1</i>	#	HATCHERY	#	<i>1</i>	HATCHERY	<i>1</i>	#
CUSTOMER WILD ID OR GUIDE STAMP #: <i>ID #</i>	WILD	#	#	WILD	#	#	WILD	#	<i>1</i>
	WALLEYE			LARGEMOUTH BASS			SMALLMOUTH BASS		
ANGLERS WILD ID #:	# RELEASED / RETAINED <i>2</i>			# RELEASED / RETAINED #			<i>1</i> RELEASED / RETAINED #		
PAID?	SPECIES NOT LISTED ABOVE								
<i>Angler Wild ID #</i> _____	SPECIES: <i>Add if applicable</i>			SPECIES: <i>Add if applicable</i>			SPECIES: <i>Add if applicable</i>		
<i>Angler Wild ID #</i> _____	<i>4</i> RELEASED / RETAINED #			# RELEASED / RETAINED <i>1</i>			<i>2</i> RELEASED / RETAINED #		
<i>Angler Wild ID #</i> _____	<p>CERTIFICATION: I certify that the information provided on this form is true. Falsification or omission of information is punishable under RCW 77.15.020 WAC 220.352.245</p>								
<i>Angler Wild ID #</i> _____	<p>SIGNATURE: <i>Your Signature</i> PRINTED NAME: <i>Your Name</i></p> <p>EMAIL: <i>Your Email</i></p>								



Mobile App for iOS and Android



Communication w/ Guides

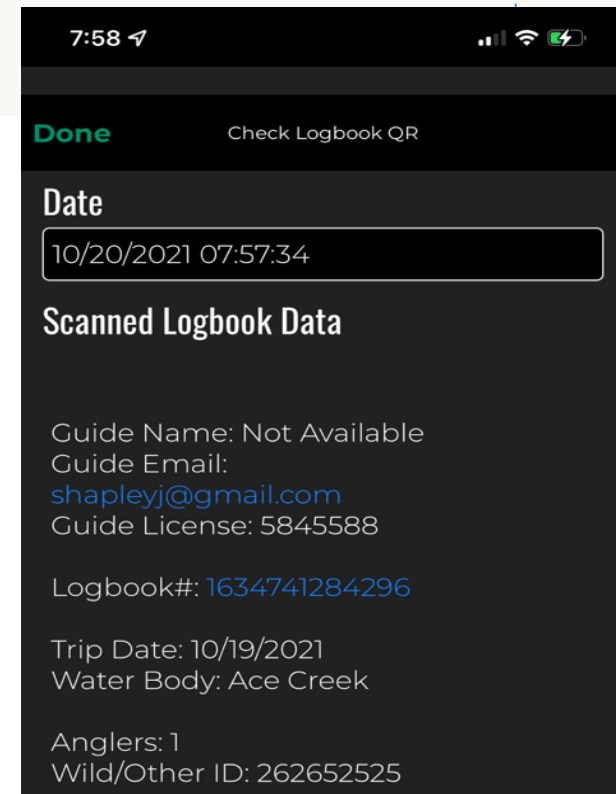
- Development and dissemination of communication tools
 - FAQs, factsheets and instructional videos
 - Website content
- FGAC supported dissemination of information to guides and guide associations
- Direct contacts with guides at sportsmen's shows
- Mail, email and text correspondence with guides
- Enforcement educational contacts, emphasis patrols



Enforcement Tools

Two tools developed to help with enforcement of the new rule:

- Mobile application - features QR scanner and list of reports
- Portal for searching database of trip logs submitted



Hours Fis... ≡	# of Angle... ≡	# of Encou... ≡
8	4	1
8	3	2
8	5	1
8	7	3



Logbook Data Preview

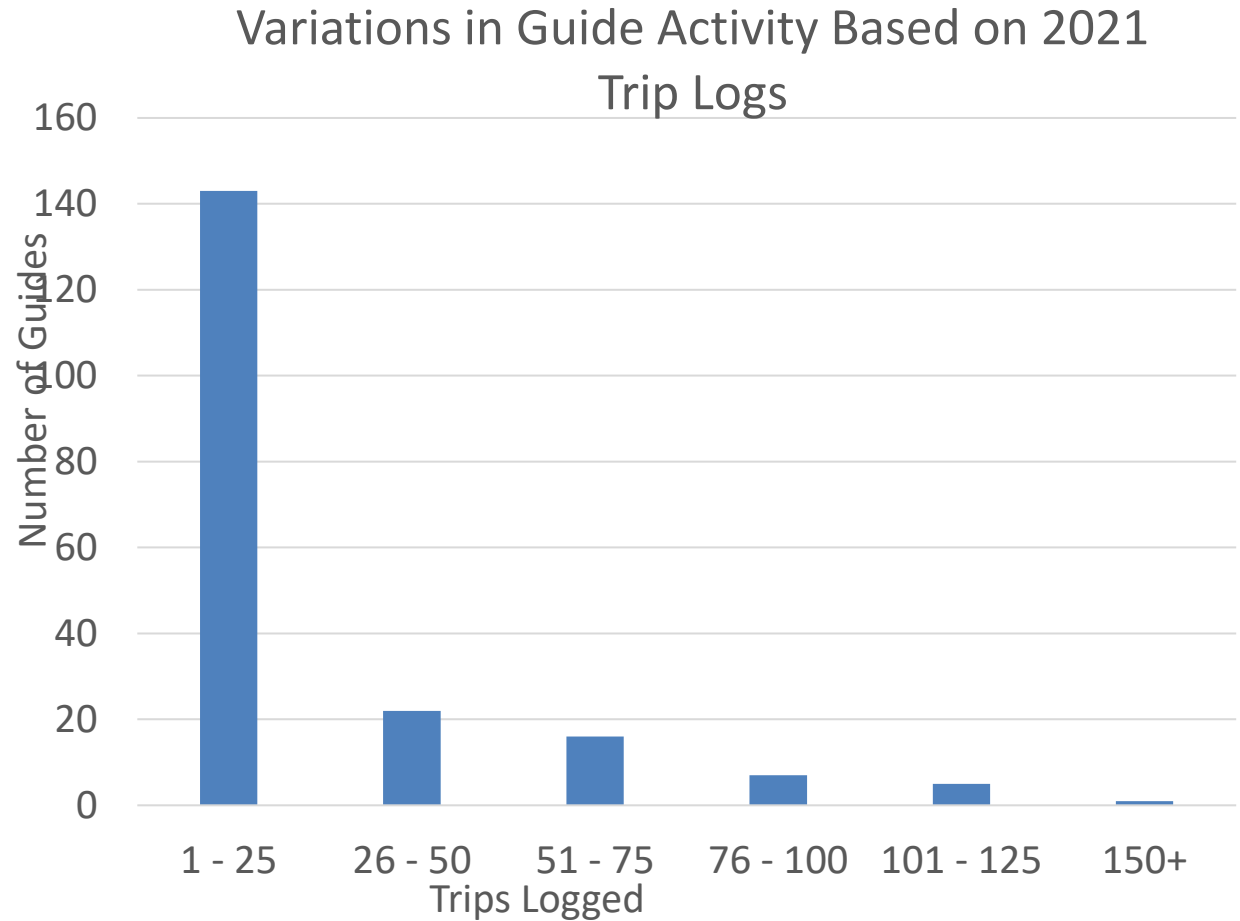
Compliance To Date

- Total of 523 licensed guides in 2021
- 314 of which are CG certified
- 38% of guides submitted at least one log in 2020
- 42% of guides submitted at least one log in 2021
- Goal is to get compliance rate up to 100%



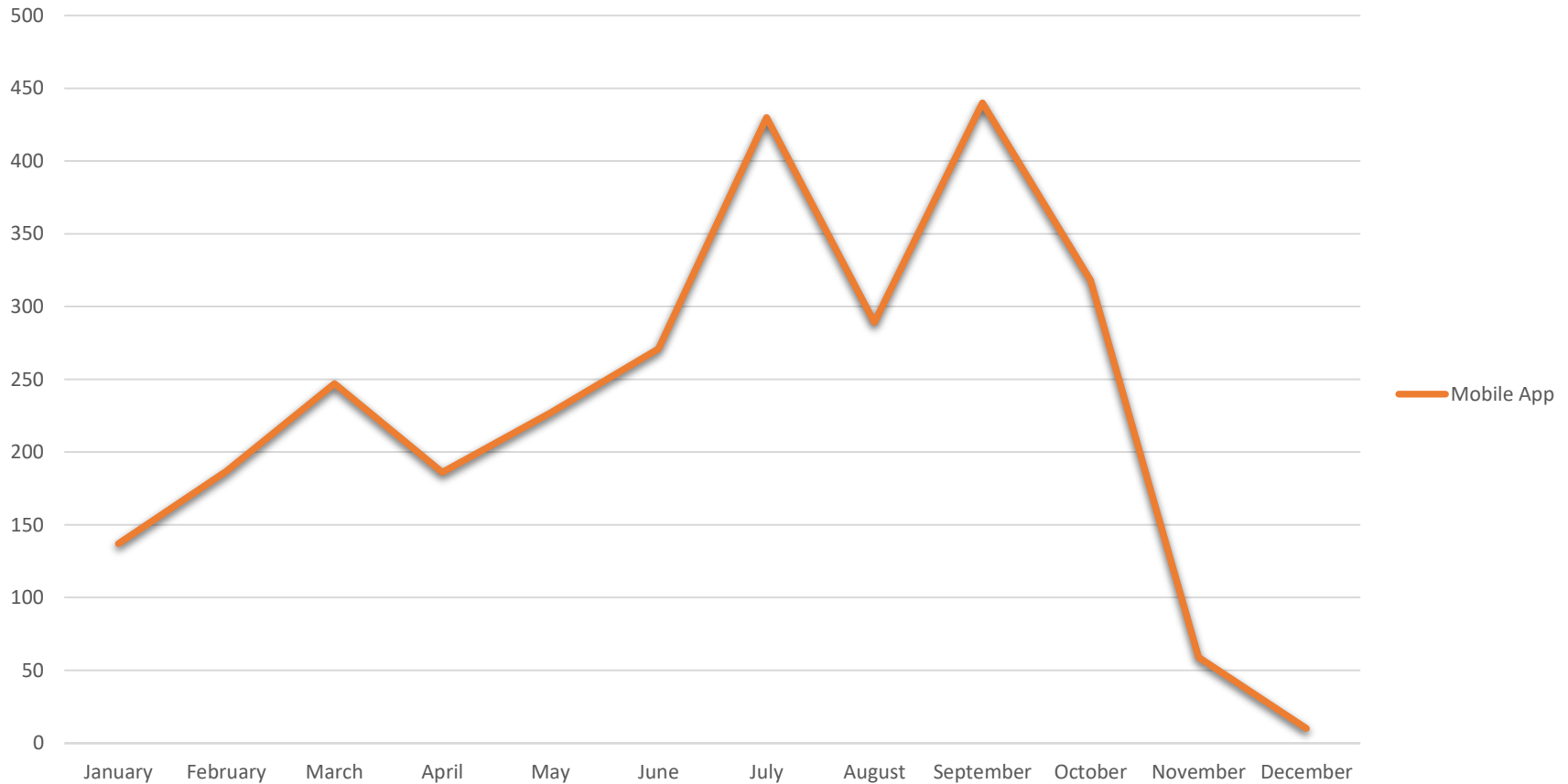
Guide Activity

- Of the 42% of guides reporting in 2021
 - 74% took 25 trips or less,
 - 23% took between 25 and 100 trips and
 - 3% took over 100 trips



Seasonality of Guide Trips Logged

Monthly Trips Entered



Logbook Reporting Trends



Logbook Reporting Trends by Area

Area	# Trips	# Guides
Columbia River	2,439	134
Puget Sound	655	35
Eastside Lakes	478	22
Grays Harbor	149	28
North Coast	147	14
Westside Lakes	25	7



Waterbodies w/ High Guide Activity



- Yakima River
- Columbia River
 - Hanford Reach
 - McNary – John Day
 - Wells to Chief Joseph
- Snake River
- Lake Chelan
- Sol Duc
- Hoh
- Lake Roosevelt
- Cowlitz River



Guide Activity Data

Most guides take one trip per day

- 1 trip = 96.5%
- > 1 trip = 3.5%

Most guides take between 2-3 clients/ trip

- 2.53 avg

Average # of customers per guide per year in 2021

- 58

Unique customers going with a guide = 7,996

- < 1% of recreational fishing license holders



Other Data Included in the Report

- Waterbodies with high guide activity
 - For example, number of trips in a day by waterbody
- Guide travel distance to popular fisheries
- Encounter and catch rates
- General demographics of the industry





Summary/ Next Steps

Lessons Learned

- Pandemic impacted guide activity, the effectiveness of our communication around the rule and our enforcement capacity.
- Data quality can be improved via education with guides and adjustments to reporting tools.
- Staffing required for initial app development but also for ongoing maintenance, data stewardship, analysis and customer service.
- Enforcement challenges
 - Logs not required to be filled out until end of trip
 - Lag time in paper log – delays compliance checks
 - Rule language references vessel




Next Steps



Submit progress report to FWC



Continue to work on increasing communication and compliance rates



Continue to refine data analysis and pull economic data to answer questions on economic contributions



Consider how data informs management



QUESTIONS?

- For questions on the logbook rule, implementation or reporting tools contact Raquel.Crosier@dfw.wa.gov or Chris.Donley@dfw.wa.gov
- For questions about enforcement contact Becky.Bennett@dfw.wa.gov or Kit.Rosenberger@dfw.wa.gov