

Meham

LD

**A BASIC FISHERY MANAGEMENT STRATEGY FOR RESIDENT AND
ANADROMOUS TROUT IN THE STREAM HABITATS OF THE STATE OF WASHINGTON**

**Prepared by the Fisheries Management Division
Washington State Department of Game**



**Unanimously Approved by the Washington State Game Commission
October 10, 1984
Clarkston, Washington**

8471

A BASIC FISHERY MANAGEMENT STRATEGY FOR RESIDENT AND
ANADROMOUS TROUT IN THE STREAM HABITATS OF THE STATE OF WASHINGTON

Prepared by the Fisheries Management Division,
Washington State Department of Game

EXECUTIVE SUMMARY

In response to a directive from the Game Commission, a new fishery management strategy was developed to meet the conservation requirements of resident and anadromous trout populations in the stream habitats of the State of Washington. It was determined that a cornerstone of the strategy must be provision of adequate numbers of spawning fish to seed available habitat.

Emphasis was placed on directed management approaches that would effectively prevent overfishing and also be resistant to expected continued increases in fishing effort.

It was found that "basic" regulations, which are intended to fulfill the most common resource requirements, need to be separated for "lake"^{1/} and "stream"^{2/} management. Washington lakes are currently the focus of a major, cost-effective hatchery program but most stream fishing opportunities are dependent upon self-sustaining natural trout populations.

The following retentions/revisions are proposed for basic regulations:

Minimum size limits: Currently 6"; recommend none for lakes, 8" for streams.

Daily catch limits: Retain current 8 and 5 fish standards for licensed anglers and unlicensed juveniles, respectively; recommend dropping 3 (or 2) over 14" and 2 over 20" for lakes, recommend replacement with possession limits and 2 over 12" for streams.

Seasons: Retain mid-April opening with October 31 closure for lakes, retain late-May opening for westside streams and October 31 closure for eastside streams; recommend late-May opening for eastside streams and October 31 closure for westside streams.

Uses of bait: Retain for lakes and winter stream fisheries; recommend a bait ban in streams from late May through October.

^{1/} Categorized as LAKES, PONDS, AND RESERVOIRS in 1984 Washington Game Fish Seasons and Catch Limits

^{2/} Categorized as RIVERS, STREAMS, AND BEAVER PONDS in 1984 Washington Game Fish Seasons and Catch Limits

Special regulations: Retain existing categories for lakes; recommend ten new and revised categories for streams.

In streams, the overall resource management program must meet the complete needs of four distinct types of trout populations:

- Migratory resident trout.
- Non-migratory resident trout.
- Steelhead trout.
- Anadromous cutthroat trout and Dolly Varden.

Major population requirements that can be fulfilled by the recommended revisions in basic regulations are as follows:

- For tributary-rearing juveniles from migratory resident fish populations.
- For most juvenile steelhead.
- For most adult winter-run steelhead.
- For a majority of non-migratory resident trout populations.
- For sea-run cutthroat juveniles prior to their initial migration to saltwater.
- For returning sea-run cutthroat entering small streams in November.

The remaining necessary elements of trout resource conservation can be fully achieved by utilization of the following ten new or revised special regulation categories:

1. Designated stream zones managed for hatchery fish.
2. Delayed season openings.
3. Bait allowed for summer steelhead.
4. More restrictive regulations for Dolly Varden or bull trout.
5. More liberal regulations for brook or brown trout.
6. 12" minimum size limits.
7. Data-specific minimum size limits.
8. No minimum size limits and bait allowed in summer months.
9. 14" minimum size limits.
10. Catch-and-release only.

A final component in the strategy is a proposal for a stream trout "punchcard" catch reporting system.

All of the elements in the proposed strategy have a proven track record of successful application in Washington or other jurisdictions that manage trout resources. The key to successful employment of the strategy will be matching the proper approach to each individual trout population for implementation in 1986.

INTRODUCTION

Stream habitats in the State of Washington present an exceptionally diverse array of trout populations that challenge skills of the professional fishery manager. Intent of the following report is development of a basic stream management plan recommendation for meeting the Washington Game Commission's Title 77 legal mandate to preserve, protect, and perpetuate the wildlife of the State of Washington, while maximizing public recreational opportunities.

A Washington Department of Game staff commitment for such a plan was initially made to the Commission in August 1983. The first section of this report will present a proposed time frame for development, consideration and adoption of this plan. This will be followed by sections dealing with unique features of stream angling, its potential in Washington and the need to separate lake management of trout from stream management. Basic population management requirements will then be presented (as contrasted to "trophy" fish management) and critical genetic/habitat concerns will be discussed. The main body of the report will deal with regulatory strategies for four "groups" of trout populations - migratory resident fish, steelhead, non-migratory resident fish, and sea-run cutthroat. The proposed mechanics of implementation will follow along with a statement of need for a stream trout catch reporting system. A separate report will deal with the specific subject of gear-induced mortalities on trout.

Supporting technical data will not be presented in a comprehensive manner but will be limited to representative examples illustrating the basic factors discussed. Where different points of view were discovered, these will also be presented regardless of whether or not they agree with recommendations contained in this report. Current regulations were given serious consideration as viable options based on their respective merits but were not accorded a "special" status because of their current use or tenure.

It will be necessary to decide on a basic fishery management strategy before specific proposals for individual waters can be developed. These processes cannot be done simultaneously. For this reason, the following sequence of events is proposed:

TIMETABLE FOR PRESENTATION OF A BASIC
FISHERY MANAGEMENT STRATEGY FOR 1986 SEASON

February 1984	Division and Regional Fisheries Management staff put together basic goals and policies for total drainage fisheries management, incorporating resident and anadromous fish resources <u>Completed</u>
March 1984	Administration reviews product <u>Completed</u>
March 1984	Internal mailings of statewide fishery management strategy proposal to Regional and Division staffs, all Wildlife and Control Agents, all Fish Biologists, all hatchery installations, all Habitat Biologists, I & E <u>Completed</u>
March 1984	Briefing of Game Commissioners <u>Completed</u>
March-April 1984	Regional meetings (Division presents 1986 strategy proposal) <u>Completed</u>
April 1984	Sports clubs', press, and individual mailing of 1986 strategy proposal <u>Completed</u>
April-May 1984	Presentation of strategy proposal to presidents of organizations at quarterly meetings <u>Completed</u>
June 1984	Public Meetings: Regions present 1985 season proposals and Division presents statewide 1986 strategy proposal <u>Completed</u>
August 1984	Commission hears 1985 season proposals <u>only Completed</u>
October 1984	Presentation to Commission of statewide fishery management strategy proposal for endorsement <u>Completed</u>
February 1985	Annual biologist meeting to discuss specific implementation recommendations to ensure consistency with basic fishery management strategy
March-April 1985	Develop season recommendations for 1986 based upon strategy; include other regulation changes that are needed
May 1985	Administration reviews recommendations
June 1985	Hold public review around the state on 1986 season recommendations

July 1985

Division incorporates public comment into 1986 fishing season recommendations and submits to Administration for review and approval for presentation to the Commission

August 1985

Present 1986 fishing season recommendations to the Commission. This presentation will include specific recommendations that incorporate the goals and policies for total drainage fisheries management.

THE FLOWING STREAM - A UNIQUE ANGLING EXPERIENCE

The lure of stream fishing is exemplified by the following passage from Mullan (1961):

"To many anglers, trout fishing means stream fishing. While such anglers generally recognize the fact that bigger trout are available in ponds, and that the ponds have a better potential for producing trout fishing in this state, the lure of the streams ever calls them back. To these anglers, pond trout fishing with its implied waiting is no substitute for the charms of stream fishing. The expectation that lies just around the next bend, the feel and roar of white water, the skunk cabbage emerging from its winter sleep are but a few of the many ever-changing attractions encountered in the pursuit of trout in ocean-bent waters."

In areas where angler preference studies have been conducted, trout fishing in streams was accorded a high priority and demand typically exceeded available fishing opportunities. For example, the Idaho Department of Fish and Game (1980) states that:

"Streams make up only one-fifth of the surface acreage of water in Idaho but they support nearly half of the fishing pressure and are preferred by nearly 60 percent of Idaho anglers." (Figure 1)


Narver (1984) reports that streams support only about 20% of the six million angler days logged annually in British Columbia but that at least half the trout anglers would rather fish in streams than lakes if the quality of fishing was reasonable.

Available data indicate that Washington residents are doing a substantial amount of stream fishing in other states. For example, in four study areas on the Henrys Fork of the Snake River, non-residents comprised 60, 61, 80, and 89% of the anglers sampled (Rohrer 1983). All Idaho reports examined showed that Washington residents were the main component of their non-resident category. In spite of "losing" some stream fishing recreational benefits to other states, Washington still has an impressive volume of angler use. A 1980 national survey by the U. S. Departments of Interior and Commerce (1982) showed the following use statistics for freshwater recreational fishing:

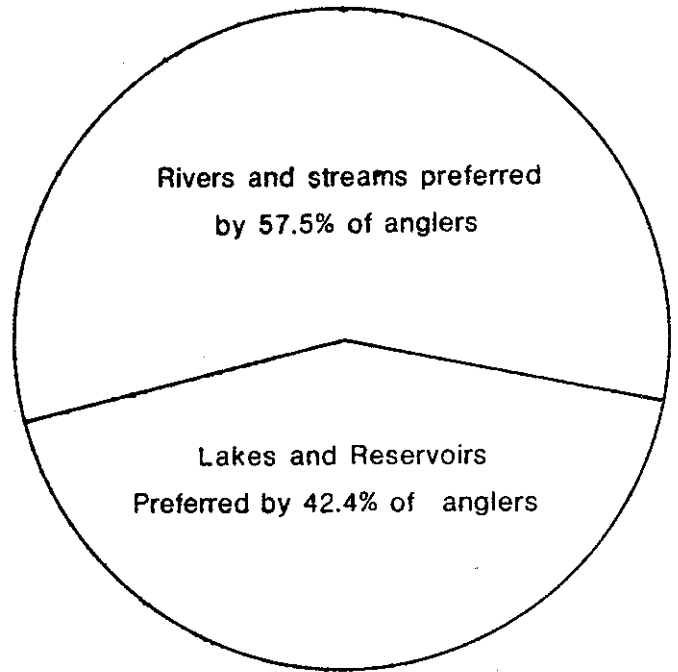
FIGURE 1

IMPORTANCE OF RIVERS AND STREAMS TO IDAHO ANGLERS

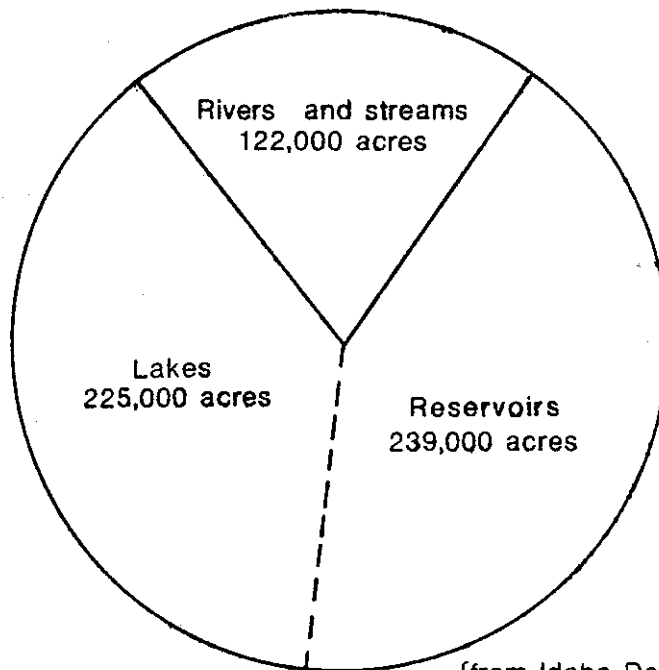
FISHING PRESSURE



FIRST PREFERENCE OF IDAHO ANGLERS



SURFACE ACRES OF WATER IN IDAHO



(from Idaho Dept. of Fish and Game 1980)

Game Department Geographic Unit	Angler Days (16 years old or more)		
	Residents	Non-residents	Total
Region I	990,300	179,800	1,170,100
Region II	2,852,700	30,600	2,883,300
Region III	424,600	100,200	524,800
Region IV	4,410,300	114,200	4,524,500
Region V	1,599,200	130,500	1,729,700
Region VI	<u>2,849,300</u>	<u>129,100</u>	<u>2,978,400</u>
Total	13,126,400	684,400	13,810,800

(Note: These totals include freshwater fishing for salmon and other food fish but exclude saltwater fishing for game fish. The two categories are probably of the same order of magnitude and thus "cancel" each other out.)

With the addition of fishing trips by anglers less than 16 years old and a probable 3 to 5% annual rate of participation growth since 1980, current statewide trips for gamefish are at the 16 to 17 million angler trip level annually. Use by non-residents is only 5% statewide, but reaches a high of 15% in Region I. This can be attributed to the excellent lake fishing in Washington which attracts anglers from nearby Idaho. Thus, anglers are being attracted to a successful lake management program (that has been historically emphasized in Washington) but also seek the excellent stream angling currently provided in Idaho. Intent of the basic management strategy to be presented is to provide both within the State of Washington.

There is also an increasing trend of voluntary non-consumptive use for stream trout populations and this must be acknowledged in any management plan. Clark (1983) found in 1976 that anglers released 35 to 56% of the legal-sized fish they caught in sections of river restricted to fly-fishing, but released only 2% legal fish in sections under normal regulations. By 1979, anglers were releasing up to 85% of legal fish in the fly-only sections and as high as 25% of the legal fish in sections under normal regulations.

The reasons for recreational trout angling in streams have clearly evolved to a point where the provision of food for subsistence use can no longer be viewed as a major fishery management objective. The results from angler interviews on Oregon's Metolius River (Griggs, MS in preparation) are typical of recent results. The top four most important reasons for fishing the Metolius were (in priority):

1. Enjoy the out-of-doors
2. Uniqueness of the area
3. Fly fishing
4. Fishing as a sport

FIGURE 2

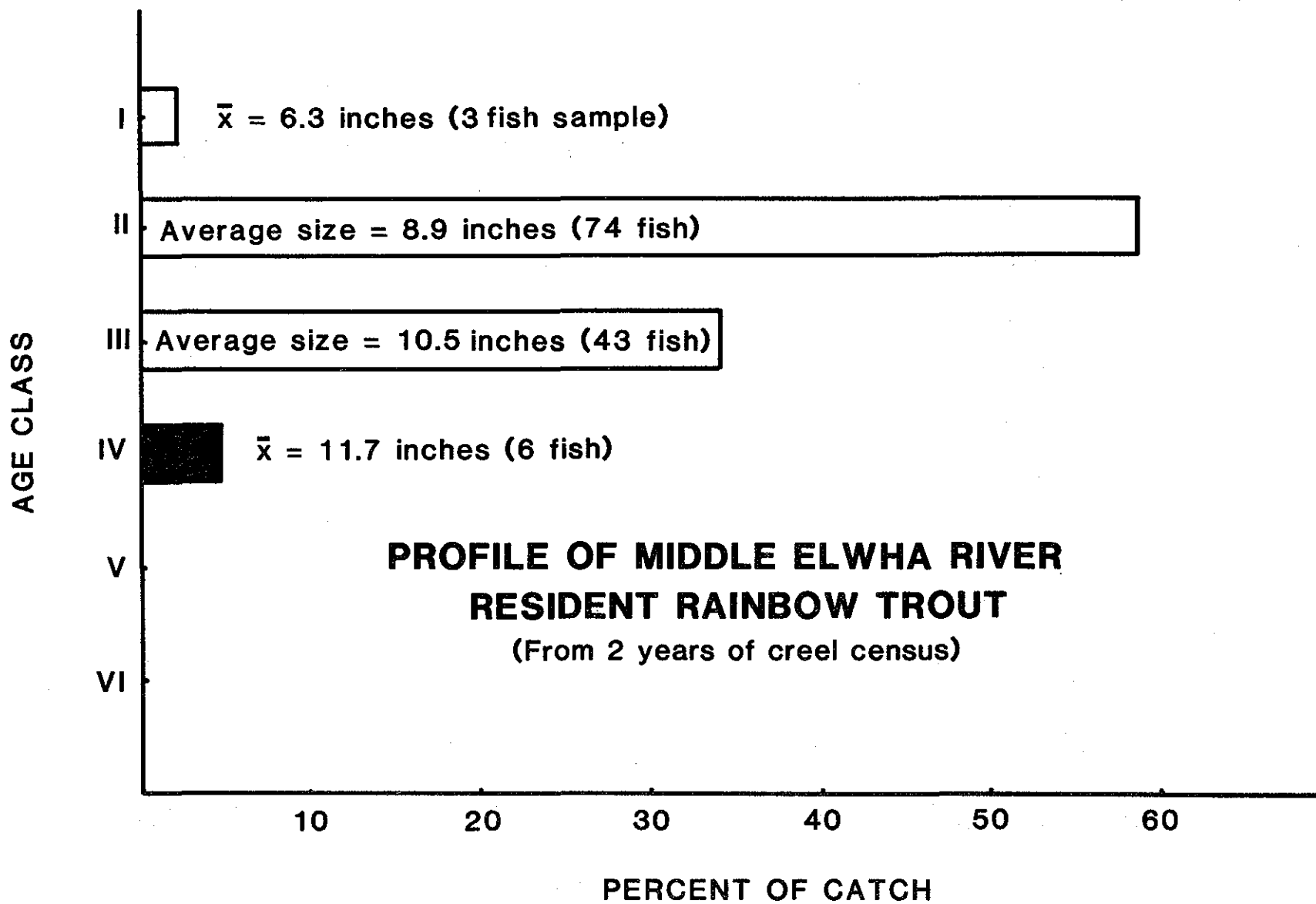


Figure 2A

Percentage of Capacity of Trout and Char in some Accessible Sections of Interior British Columbia Streams (from Burns, 1984)

Tulameen near Coalmont	4.3
Similkameen near Hedley	3.7
Similkameen near Keremeos	4.6
Upper East Kettle in Christian Valley	0.5
Mid Kettle near Rock Creek	2.0
West Kettle around Westbridge	0.8
Lower Clearwater near Clearwater	3.2
Upper Nechako near Cheslatta	21.0
Lower Sumallo Creek (Hope-Princeton)	2.0
Skagit River	3-27
Beaver Creek near Fruitvale (Marsh Cr. Rd.)	100+

A final consideration is whether or not adequate data exist to even make the decisions required. Wright (1981) addressed this question in salmon fishery management and the same advice applies to trout populations in Washington:

"...manager can make a serious mistake by waiting for enough evidence to protect himself. This may be a safe enough approach to ensure longevity in the business, but no decision is typically the wrong decision if overharvest in a fishery is suspected."

The basic problem is that overfished populations do not recover immediately and recreational uses dependent upon them must go through a very restrictive phase that would never have been needed in the absence of overfishing. The necessary "recovery" schedule depends mainly upon age at maturity and can be extensive. (Figure 3 illustrates the schedule for a population maturing at age V.)

SEPARATE LAKE MANAGEMENT FROM STREAM MANAGEMENT

The majority of stream fisheries in Washington are dependent upon self-sustaining wild trout populations and present a number of unique fishery management problems such as presence of several age classes and species of juvenile anadromous fish. Lakes in the state are the primary focus of WDG's major trout cultural program and many are not capable of supporting natural trout populations. Thus, the initial regulatory division that needs to be made is creation of separate basic regulations for managing trout in lakes and streams, respectively. New categories recommended are as follows:

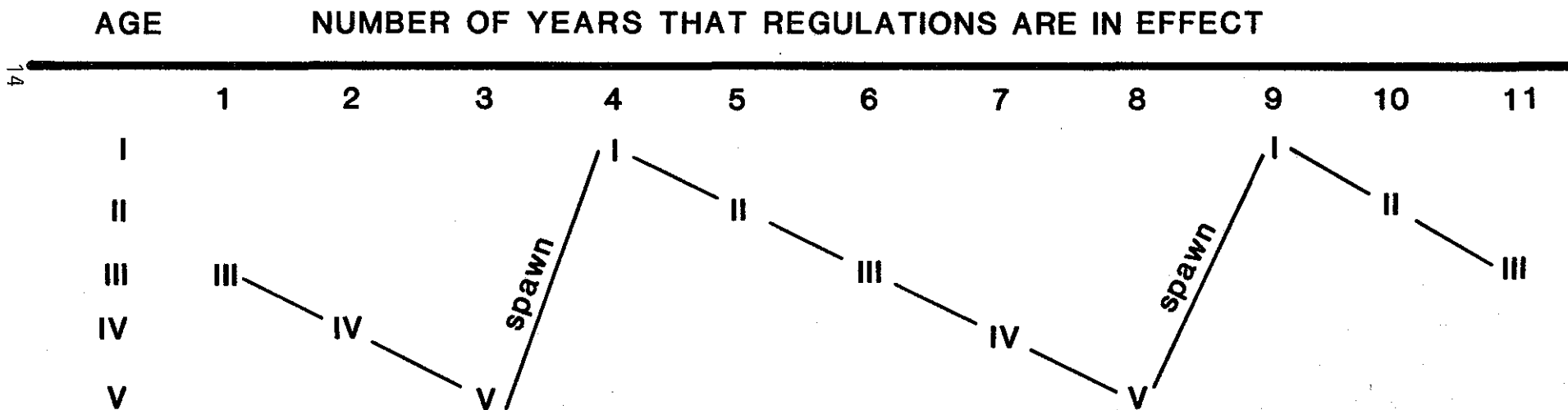
I. Trout in Lakes, Ponds, and Reservoirs

Under this category, we propose retaining the eight fish daily bag limit for licensed anglers but elimination of the 3 over 14" and 2 over 20" restrictions. The more restrictive five fish daily bag limit for unlicensed juveniles should also be retained. (Note: To properly manage game fish resources in the State, we are going to need more complex regulation, thus any non-essential current complexities should be dropped if at all possible). Individual lakes and reservoirs with different management needs, particularly those with important wild fish populations, would continue to be managed with "Special Regulations." Existing quality management lakes would also be retained.

Two options for minimum size limits are (a) retention of the current six inches; or (b) the preferred alternative of no minimum size limit.

FIGURE 3

**RECOVERY SCHEDULE FOR A
DEPRESSED TROUT POPULATION
SPAWNING AT AGE V AFTER IMPLEMENTATION
OF EFFECTIVE REGULATORY CONTROLS**



In reviewing the data from other states, we could find little difference in the size distribution of fish retained under either regulation. It appears that 6" approximates or is somewhat below the difference between "desirable" and "undesirable" for the average angler.

For example, Hunt (1970) reports the following for Wisconsin:

"During the two seasons (1956-57) when there was no size limit in effect, few anglers kept trout less than six inches long. Consequently, the size distribution of the catch these two seasons was similar to that recorded when a six-inch limit was in effect in 1955...when there was no size limit, the proportion of successful trips was similar to that recorded when the six-inch limit applied." (Figure 4)

The distinct advantage of no minimum size (as cited by jurisdictions that use it) is that severely injured fish can be retained. Thurow and Bjornn (1973) concluded that:

"Only 5% of the creel cutthroat trout were less than 150 mm long." (6 inches) "Most of the anglers who kept these small fish stated that the fish had been deeply hooked and would have died if they had been released."

A potential disadvantage is that certain problems with "double-cropping" in lakes might be exacerbated and require attention in Special Regulations. However, application of a catch limit to all trout caught will actually eliminate the current situation where unlimited catch-and-release (with its associated hooking mortality) is permitted for all fish under six inches in length.

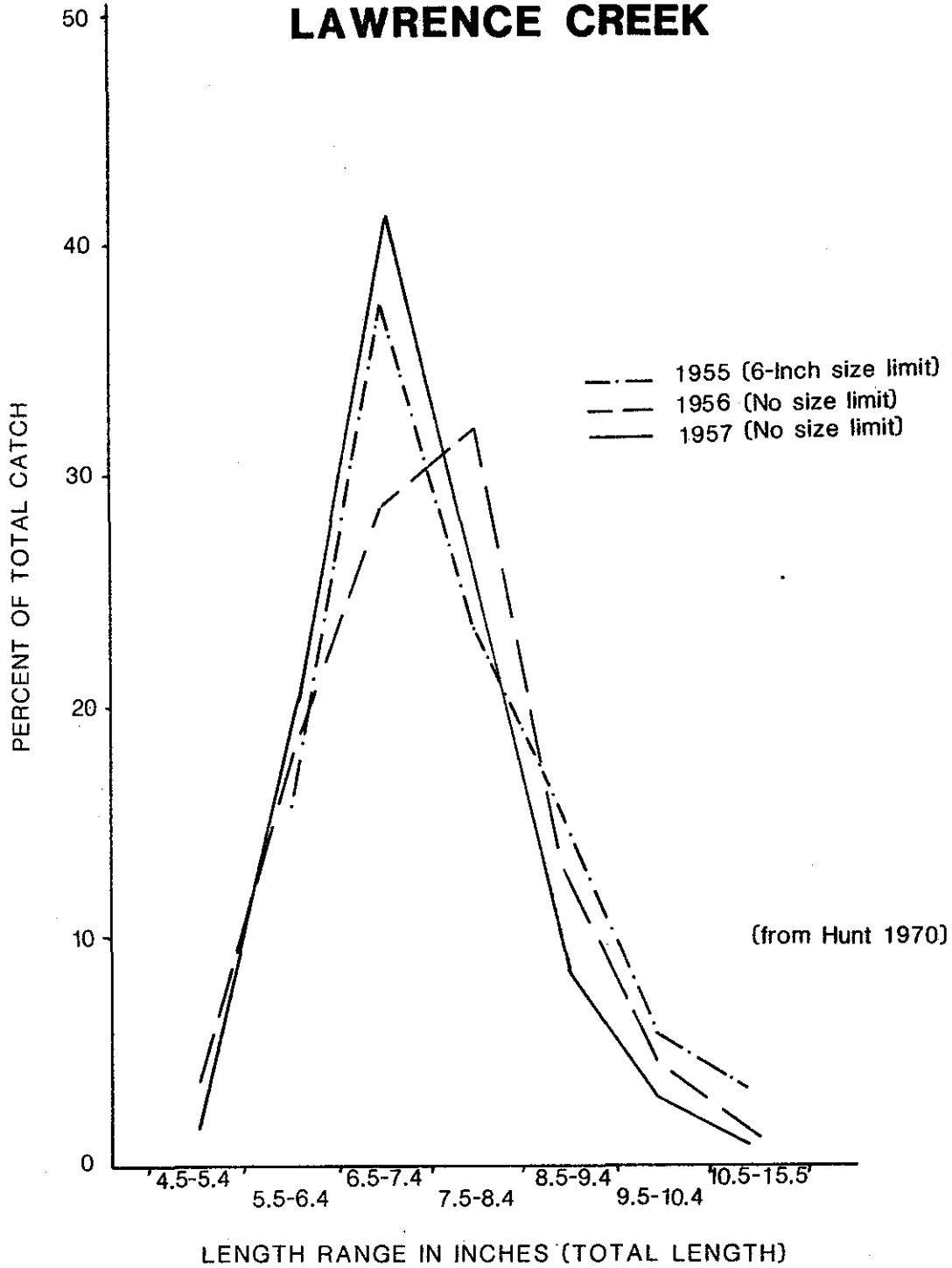
II. Trout in Rivers, Streams, and Beaver Ponds

Under this category, we also propose retaining the basic eight fish daily bag limit for licensed anglers and more restrictive five trout standard for unlicensed juveniles. However, the current three over 14" and two over 20" restrictions should be replaced with a single regulation, two over 12". Available data indicate that the aggregate number of large resident trout (over 12"), sea-run cutthroat and Dolly Varden (or bull trout) available for harvest annually on a sustained yield basis is less than the total number of steelhead available for harvest. Thus, every effort must be made to distribute the non-steelhead group among the maximum number of anglers possible. A two fish daily limit is needed.

"Designated Stream Zones Managed for Hatchery Fish" is a new proposed sub-category. Although most available hatchery production is utilized in effective lake management programs, a limited amount of stream trout planting still occurs. This is confined primarily to streams covered by formal mitigation agreements or areas of the State where alternative lake management options are poor or non-existent. These

FIGURE 4.

SIZE DISTRIBUTION OF BROOK TROUT RETAINED BY ANGLERS FROM LAWRENCE CREEK



types of stream management programs provide valuable recreational benefits and should be continued. Hatchery fish management stream areas should be named in the regulation pamphlet, helping to specifically direct fishing effort toward available populations of hatchery trout. Designated hatchery zones should normally be confined to (1) stream areas where catchable trout have already been committed for mitigation; or (2) stream areas where habitat provides little or no natural production potential. (If the latter case cannot be avoided, selective fisheries for adipose-marked hatchery fish should be utilized.) The requirement to separate hatchery fish management from the needs of important wild trout populations has been documented in state after state. Mullan (1961), in describing the Massachusetts situation, states the common comingling problem as follows:

"Creel checks of many of these smaller streams indicate that stocking spoils the quality of wild brook trout fishing previously enjoyed by but a few anglers. It works this way. With or without stocking, the crop of harvestable wild brook trout remains relatively constant from year to year. With stocking, crowds of anglers descend upon the stream. This pressure quickly crops the supply of available wild trout, even though each individual catch may account for but a small percentage of the wild trout take. A point of diminishing returns is reached when the hatchery fish are sufficiently depleted to depress fishing enthusiasm. This comes but a few days or weeks after the season opens."

All waters in this new sub-category would have no minimum size limit and no special gear restrictions.

A late-May opening is proposed for streams statewide, including the hatchery fish sub-category. A general closure on October 31 is proposed except that stream sections open for winter steelhead angling should continue to be open during the month of November. The late-May opening will (1) continue existing protection for out-migrant steelhead and sea-run cutthroat juveniles (as well as spawning adult steelhead) in western Washington anadromous streams; (2) implement similar needed protection for eastern Washington anadromous streams; and (3) provide some additional needed protection to east-side resident trout during the spring spawning and/or physical condition recovery period (plus allow migrations from spawning tributaries to mainstems). The earlier October 31 closure in western Washington is a critical element in the management of sea-run cutthroat since many fish begin moving into smaller streams in November.

In some resident trout areas, a delayed opening until July 1 may be needed. For example, Thurow (1980) states:

"Forty-six percent of a sample of mature trout captured between 26 May and 1 July were ripe, unspawned trout. Mature trout captured after 1 July had completed spawning." (Figure 5) Also: "A majority of these trout enter the Upper Valley tributaries and spawn in May and June. A portion spawn in the main Blackfoot River. Following spawning, spent cutthroat re-enter the river."

If added protection is required, it should be implemented through Special Regulations.

Based on the Fisheries Management Division's comprehensive analysis of studies on gear-induced mortalities for trout, we cannot demonstrate major reductions in mortality of released fish for the following:

1. Single hook restrictions for any trout fishing, including steelhead.
2. Barbless hook restrictions for any trout fishing, including steelhead.
3. Prohibition of bait for steelhead fishing.

However, current SELECTIVE FISHERIES REGULATIONS should be retained for use in existing quality lake fisheries and for catch-and-release stream fisheries. Catch-and-release stream fishing will continue to be needed in cases where there is no harvestable surplus of steelhead. In addition, a limited number of resident trout streams should be managed by catch-and-release to preserve the multiple age classes of mature fish that exist under natural conditions. Single, barbless hooks will allow easier release of fish, reduce severity of injuries to some degree, and possibly reduce catch rates.

However, there is a firm technical basis for prohibiting the use of bait for general stream trout fishing. All natural production areas will have some significant degree of mandatory and/or voluntary release for several age classes of small, immature fish. A gear restriction banning the use of bait will be essential due to the high hooking mortality rate involved. The ban on bait should be coupled with an expression of daily bag limits as possession limits, not catch limits. This will have the practical effect of legalizing catch-and-release fishing in those waters so designated. In the past, a bait ban has been used sparingly in Washington under Special Regulations but it is more common in other jurisdictions. For example, current Idaho regulations ban the use of bait in 592 miles of streams and "these areas include many of the highest quality streams in Idaho" (Idaho Department of Fish and Game 1980). The general relationships between hooking mortality, fishing rates and population size are shown in Figure 6.

FIGURE 5

OBSERVATIONS OF SPAWNING CUTTHROAT TROUT, BLACKFOOT RIVER

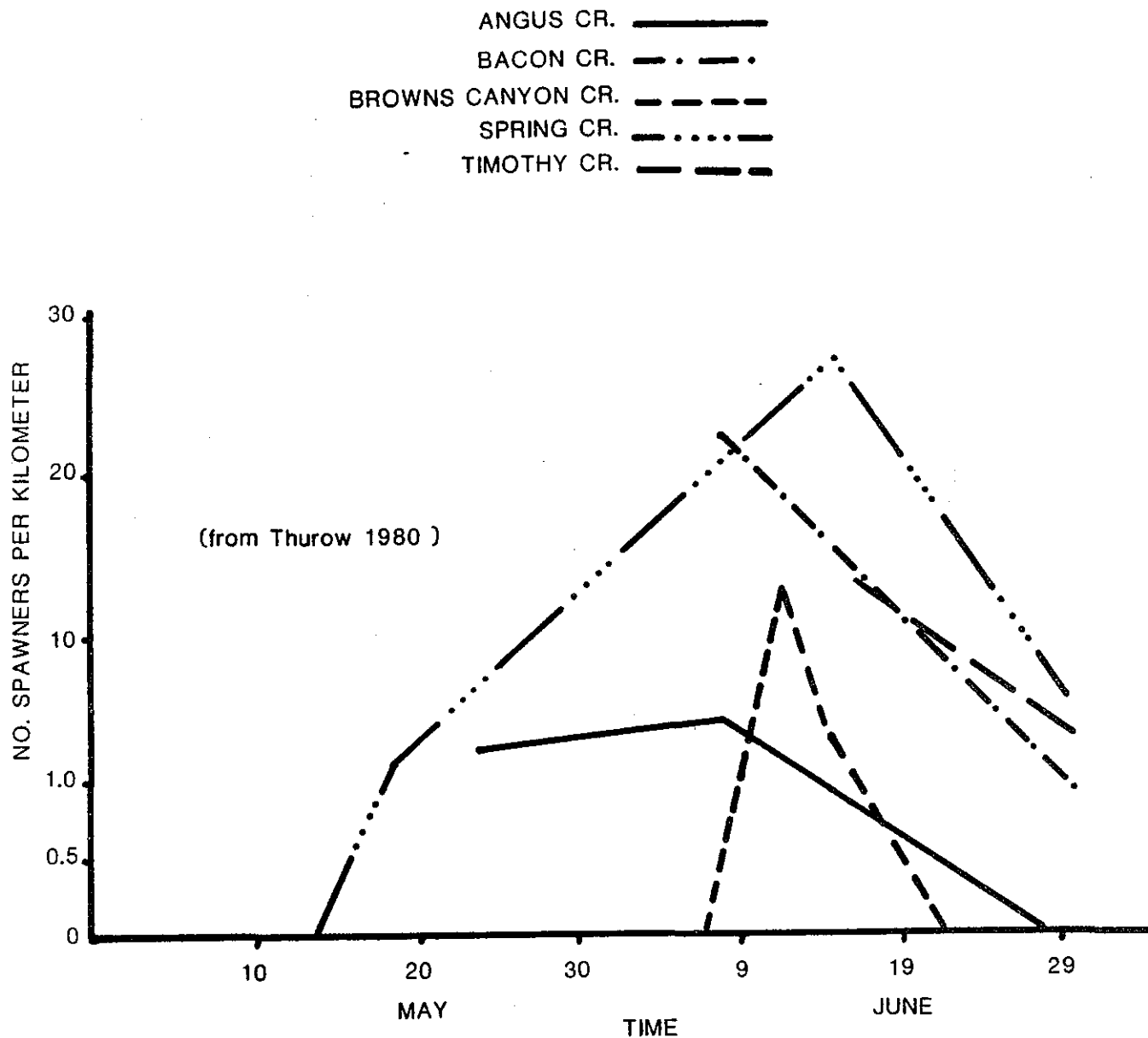
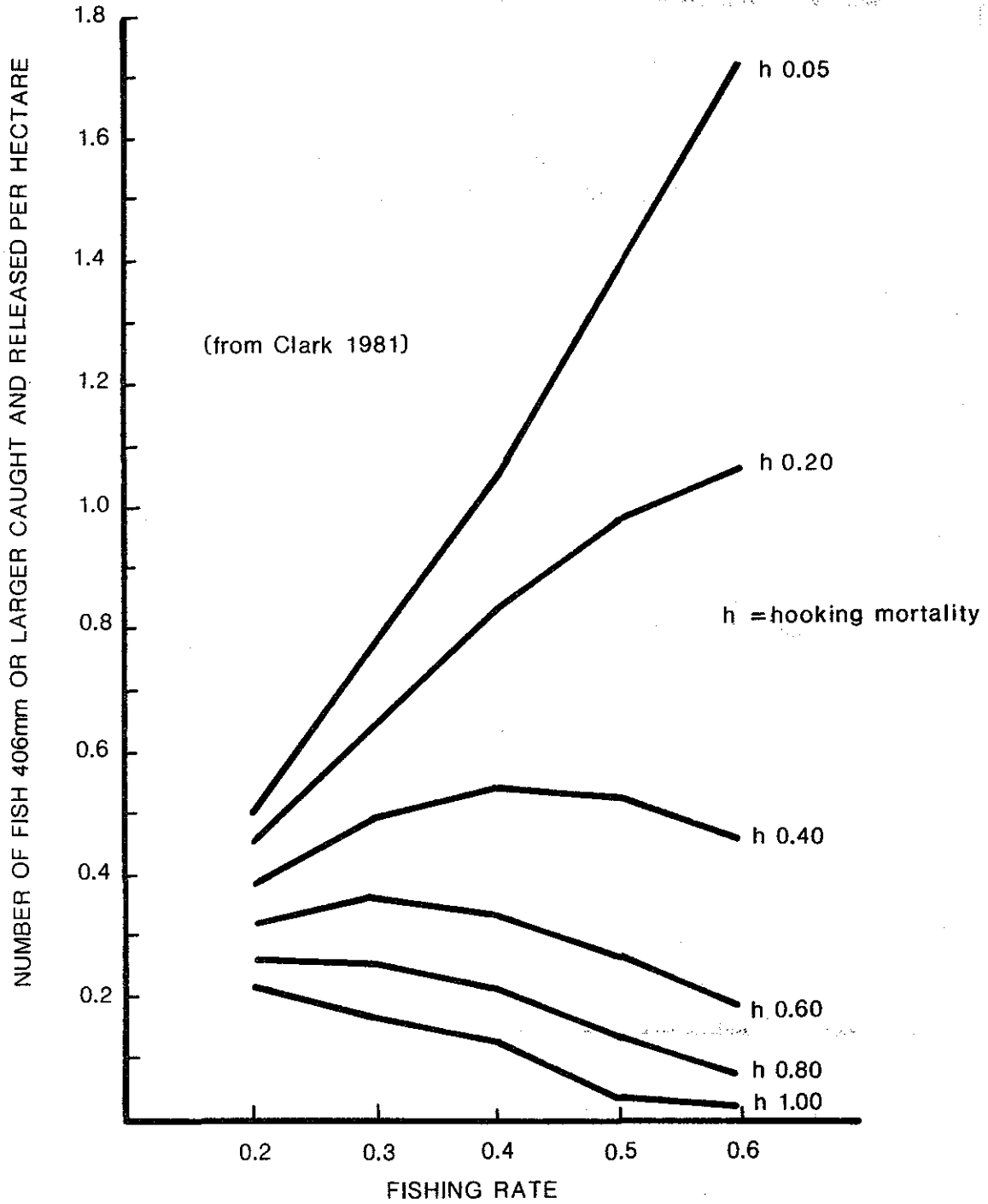


FIGURE 6

GENERAL RELATIONSHIPS BETWEEN CATCH, FISHING RATE, AND HOOKING MORTALITY



Among the least important reasons (Number 16 in priority) was "catching a lot of fish." (Note: While this is a representative example of recent results, these types of studies are typically done on "special" waters which may not be reflective of the average angler. However, there is no reason to believe that the general conclusion drawn is incorrect.)

A good example of high recreational benefits with a low consumptive yield is provided in the following data from Rohrer (1983) for one season in a 10.5 mile section of the Henrys Fork of the Snake River:

86,103 hours of angler effort
89,691 game fish released (required plus voluntary)
641 legal-sized game fish harvested (retained)

An angler opinion survey of the above fishery showed that 96% of sampled anglers considered fishing excellent or good. "Excellent" was the most common response (60%), while no anglers rated fishing as "poor."

Potential for Stream Fishing in Washington

Recent comments from an intra-Departmental memorandum illustrate several common points of view of WDG staff biologists:

"...you will find that the majority of field biologists have explored their assigned areas long enough to have a good overall knowledge of what their streams are like and what they can and cannot do. Many of us have purposefully searched for streams or portions of streams to sample in search of that bit of untouched stream where the fish are a product of their environment (old growth), not remnants from over harvest and logging. I can think of lots of streams where anglers never or seldom tread due to no access or extremely brushy, unfavorable angling conditions."

However, what this really means is that adequate protection of wild trout populations in Washington is often dependent upon the amount of fishing pressure being applied, not the regulatory controls in effect.

Many areas in Washington have favorable trout production potentials and, under proper management, could support a higher volume of recreational participation. Trout up to 20" in length were observed in North Fork Snoqualmie mainstem snorkeling transects, with a number of fish in the 16 to 18 inch range (Sweeney et al 1981). Recent measurements of rainbow trout in the Yakima River system indicate one of the best growth rates documented in North America. Thus, a common misnomer is that all Washington streams are unproductive and cannot produce resident trout.

Trout populations in unproductive streams are actually more vulnerable than those in productive waters. Carlander (1969) reports that trout grow slower, live longer, and mature at an older age in unproductive streams. In addition, trout in unproductive streams typically have lower fecundity, which will provide even less resistance against effects of fishing (Royce 1975). However, success can be achieved. Three Idaho streams famous for trout fishing - St. Joe River, Kelly Creek, North Fork

Clearwater River - are characterized as follows by Johnson and Bjornn (1978): "All three streams are infertile and clear."

In some cases where good standing trout populations now exist, WDG biologists express concern that the "word will get out" and the situation will be ruined by overfishing. Essentially, these populations are only being protected by this transient and unsafe approach to management. At best, this is poor resource management; at worst it is not responsive to the mandate to "preserve, protect, and perpetuate" while also "maximizing public recreational opportunities." In other stream areas, corrective action has already been taken on an individual water basis to either prevent or cure overfishing. An example of the latter case is resident rainbow in the middle part of the Elwha River system. In this instance, recent creel census work revealed all of the classic symptoms of overfishing; i.e., (1) low catch per unit effort, (2) poor angler satisfaction, (3) high annual mortality rates, (4) low overall trout population abundance, (5) lack of older age classes, and (6) a near absence of mature, spawning-age females (Figure 2).

The existing situation must be acknowledged and addressed in the same manner as recently stated by the Idaho Department of Fish and Game (1980) in their statewide plan:

"The native species, however, are susceptible to overharvest and are sensitive to habitat alteration and many native fishes has suffered serious depletion as early as the 1930's and -40's..." "Since 1970, changed management philosophies have led to restoration of wild, native trout populations in a number of high quality waters through restrictive regulations." (Note: Title 36, Idaho code, states in part "...preserve, protect and perpetuate such wildlife.")

The contemporary biological data were recently reviewed by Mallet (1980), who offered the following conclusion:

"In summary, most evidence seems to indicate that if suitable habitat is present that severe reductions in trout populations are normally caused by overfishing."

The current situation in British Columbia was summarized by Narver (1984):

"We have found that the trout populations in most of these readily accessible streams comprise only 2 to 20% of their total trout capacity. In other words, these streams are 80 to 98% understocked. They contain many kilometres of good trout habitat that is essentially barren of trout. In some systems whitefish have moved in to fill the void, but they are a poor substitute for trout. The only streams with reasonable populations are those with somewhat difficult angler access." (Actual data are shown in Figure 2A.)

The Division's comprehensive analysis showed that all artificial gear types (lures and flies) would fall in the area near 0.05 (or only about 1 fish in 15 or 20 lost). Bait usage would be in the 0.30 to 0.50 range (or 3 to 5 fish in 10 lost). Thus, bait fishing produces in the order of 5 to 10 times more hooking mortality than artificials. The use of bait, except as "bait-and-keep," is basically incompatible with management of natural self-sustaining trout populations. If no minimum size limits or minimal standards are applied, then significant mortalities can still be applied to those small fish which are released voluntarily. If higher minimum sizes are needed to meet basic conservation needs of the trout resources, then the situation is exacerbated by the addition of mortalities from mandatory release.

These recommendations are not new and were not originated by the WDG staff. As early as 1978, Johnson and Bjornn (1978) concluded as follows:

"Fish released after being caught using bait sustain higher mortality rates (20-73%) than fish caught on artificial lures and flies (0-13%)" and "restrictions on the use of treble-hook lures and/or barbed hooks contribute little to the reduction of total mortality of trout which are caught and released. Post-release mortality attributable to flies and lures is generally less than 10%, and studies done in the United States and Canada have revealed no differences in the mortalities to trout by anglers whether barbed or barbless hooks were used."

A more contemporary but independent effort in Montana (McMullin 1984) reached these conclusions:

"Many studies from around the country have shown that trout caught on a baited hook suffer significantly higher mortality (30% or more) after release than those caught on artificial lures. The reason for the difference: Baited hooks are more often swallowed by the fish, causing injuries to gills and internal organs. While these death-causing injuries sometimes happen with flies and lures, the mortality due to hooking is usually 5% or less. Surprisingly, studies have shown no significant difference in mortality of fish caught and released on lures versus flies, treble hooks versus single hooks, or barbed versus barbless hooks."

BASIC VERSUS QUALITY FISH MANAGEMENT

Areas which are deliberately managed to increase the catch of larger trout are commonly referred to as "quality" or "trophy-fish" waters. These are generally limited to only a small percentage of the available waters within a given jurisdiction.

Due to the presence of natural mortality factors, any curtailment in the harvest of smaller fish will always reduce the total number of fish which can be harvested if recruitment is not a problem. Jensen (1981) provides the following alternative examples of how a trout population with adequate recruitment might be managed:

Recruits	Instantaneous Fishing Mortality Coefficient	Instantaneous Natural Mortality Coefficient	Age at Entry into The Exploited Stock	Total Catch	Trophy Catch
1,000	0.50	0.70	I	417	11
1,000	0.50	0.70	II	207	19
1,000	0.25	0.70	I	263	15
1,000	0.50	0.70	I-IV (slot limit)	398	19
1,000	0.50	0.70	II-IV (slot limit)	176	31

In the cases shown, restricting age(s) of entry into the fishery by minimum size limits or slot limits will reduce total harvest even though average age (size) of fish taken will increase. A decrease in fishing rate, such as might be achieved indirectly by season, bag and/or gear restrictions, will also reduce total numerical harvest even though average fish size again increases. Thus, natural mortality is always a "cost" of producing larger fish. Some of this must be absorbed for fish to reach the minimum size acceptable to anglers, but beyond this point a balancing of values is necessary (i.e., more small fish or less larger fish). Unless the value of individual larger fish outweighs the value of smaller fish by several times (i.e., exceed natural mortality losses), then such management cannot be justified except as a special case. However, in cases where recruitment is a problem, fishing rates must also be controlled in some dependable manner to assure that an adequate spawning population is provided to fully seed the available habitat. Basic management is the intent of this report.

It is important to make this distinction because many of the controls to be recommended were initially implemented in other areas for "trophy fish" management objectives. However, they sometimes inadvertently produce dramatic increases in trout populations and typically cured serious overfishing conditions that were not recognized at the onset. Thus, these so-called trophy regulations are actually proper basic regulations.

GENETIC AND HABITAT CONCERNS

When the trout population in any stream accessible to anglers is examined, the following questions cannot always be answered with a complete degree of certainty:

1. Is the size and age distribution of a population the result of habitat constraints or selective fishing pressures?
2. Is the population abundance observed (or complete lack of fish) due to actual limitations of the habitat or inadequate recruitment (overfishing)?
3. Is the species composition observed reflective of habitat parameters or selective removal of a species more susceptible to angling pressure?

The possibility of adverse genetic consequences due to overfishing and/or gear selectivity is still being debated among trout managers. For example, in view of the strong inheritability of growth rate in salmonids, Favro, et al (1979, 1980) stated that a decline in the quality of fishing may be related to changes in the gene pool of a stock caused by selective fishing on the faster-growing individuals. A specific population, brown trout in Michigan's Au Sable River, appeared to have its growth potential reduced by selective harvest of larger fish over time. Others have characterized their findings as theoretical only, but generally agree that such changes are logical expectations. Clark et al (1980) disagree with the following conclusion:

"But, with few exceptions, growth rates of trout in streams have remained remarkably constant over long periods, even in heavily exploited stocks."

However, problems have been conclusively documented for closely-related species and it must be assumed that they can occur in trout populations. Any management strategy should include measures to prevent or at least minimize such long-term genetic changes.

Naiman (1982) found fishing rates of 60% and 80% on one and two ocean year Atlantic salmon, respectively, and that most males (90%) are now living out their lives in freshwater and females are returning as soon as possible, sometimes after only a few months at sea. These fish are passing along their genetically controlled traits to future generations. Naiman concludes as follows:

"Eventually, in maybe 100 to 200 years, as pressure is released on the seaward populations, there will be a shift again and the fish will start going out."

Ricker (1980, 1981) found that chinook salmon have decreased greatly in both size and age since the 1920's, mainly because of higher fishing rates on older fish by hook-and-line gear. The average fish is only about one-half the size of the original, unfished genetic stock. Chinook have

lost 5.5 pounds in average size from the early 1950's to present (Figure 7). Odd year pinks have decreased from an average size of 5.5 pounds to 4.3 pounds and even year runs have declined from 4.6 to 3.0 pounds in average size. Coho salmon in the ocean have lost about three pounds in average size since the early 1950's. Coho and pink salmon have decreased in size mainly since the early 1950's due to the selective removal of larger fish by hook-and-line and gillnet gear.

In yet another closely-related species, Grabacki (1981) provided the following conclusions for Arctic grayling:

"Comparisons of fish in areas of high and low accessibility to anglers, where accessibility was assumed to be proportional to fishing pressure, revealed that the average size and age, relative abundance, and individual growth rates appeared to decline as a result of fishing, while mortality rates increased. The circumstantial evidence allows the conclusion that the observed differences in population dynamics and characteristics between sections are, in fact, caused by fishing pressure."

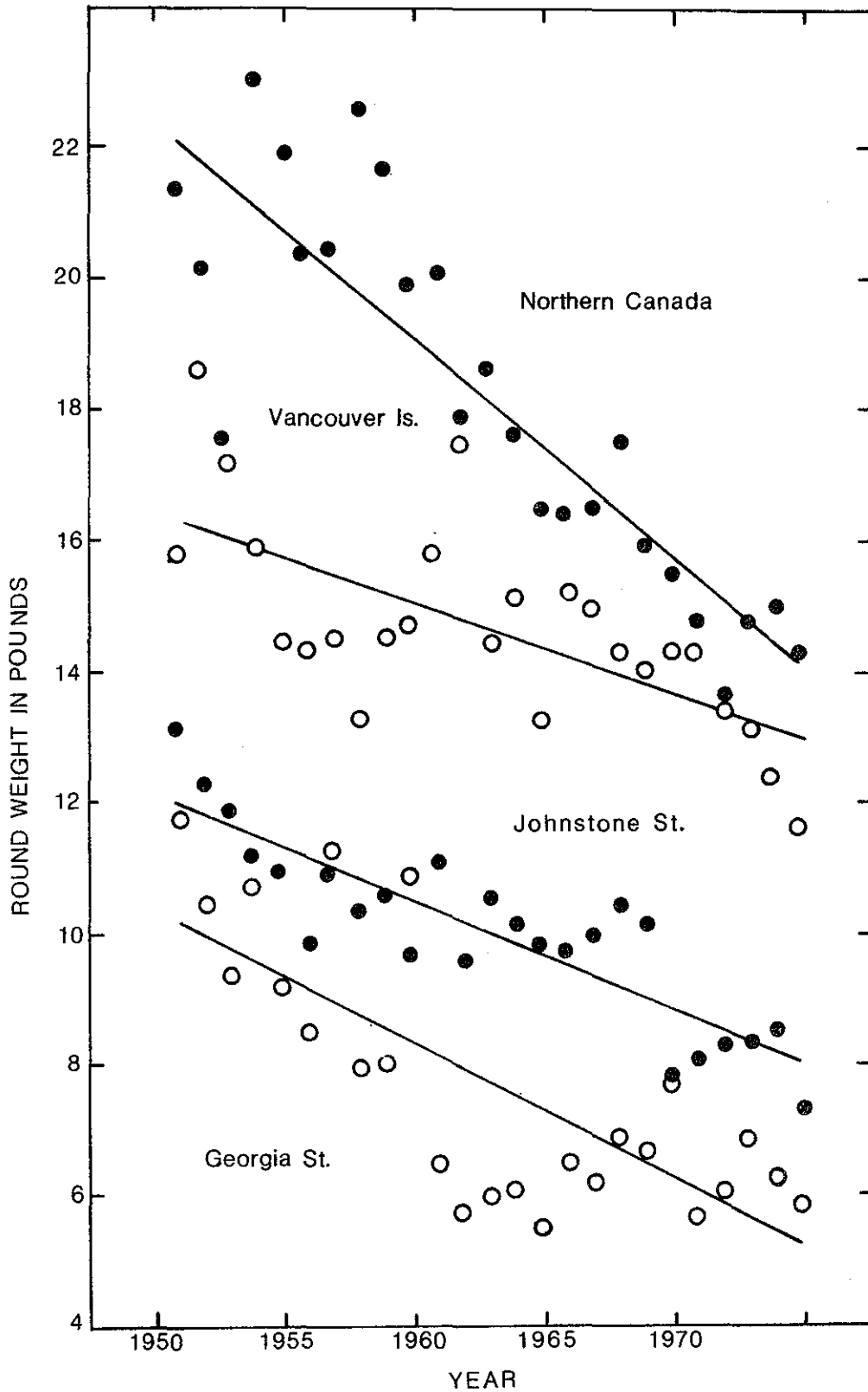
The habitat issue is also critical since important mitigation decisions and stream protection requirements are typically based on site-specific fish population data. Any management strategy must insure that the inherent carrying capacity of available habitat is actually being utilized. Cutthroat trout are by far the most important species due to their widespread use of small streams as both anadromous and resident fish.

The initial assumptions from a paper by Burns (1971) illustrate where many habitat evaluations begin:

"Carrying capacity is defined as the greatest weight of fishes that a stream can naturally support during the period of least available habitat. It should be considered a mean value, around which populations fluctuate. Spawning salmonids in coastal streams are thought to produce enough progeny to fill streams to carrying capacity. This assumption is supported by observations of high rates of emigration and mortality of fry shortly after emergence from the spawning bed. Since a section of stream can accommodate only a limited number of territories, surplus fish are displaced...Displacement distributes fish to parts of the system remote from the spawning grounds, thus insuring that most of the area and productivity of the system is utilized. Even in the absence of excess fry production, receding summer streamflow limits habitat and practically insures that streams are filled to carrying capacity. Survival and growth of fishes in these streams are density dependent, or have density dependent components. The stream's carrying capacity limits the number and weight of salmonid smolts ultimately produced."

FIGURE 7

Sizes of Chinook salmon in four troll fishing areas



(from Ricker 1980)

However, the following results proved that these assumptions were not valid and that Burn's study was measuring overfishing, not habitat capability:

"Salmonid biomass in Godwood Creek was exceptionally low, ranging from 16.68 kg/ha in 1967 to 8.48 in 1969. Prairie Creek, to which Godwood Creek is a tributary, had a salmonid biomass of 21.95 kg/ha in 1969, suggesting that Godwood Creek probably wasn't at carrying capacity. Low population densities in Godwood Creek in 1968 and 1969 apparently reduced competition, for fish attained greater average lengths than in 1969, when densities were greater. Increased growth, however, apparently did not compensate for lowered density and carrying capacity was not reached in 1968 and 1969. To test if Godwood Creek was at carrying capacity in 1969, I transplanted the salmonids captured in Prairie Creek in July into a 366-m section of Godwood Creek in sufficient numbers to increase the biomass to 27.98 kg/ha. Two months later the same section of Godwood Creek was censused to determine if the biomass had remained above the July 1969 value of 7.36 kg/ha. It was 18.08 kg/ha at the second census. This experiment demonstrated that the stream had been below carrying capacity before transplanting the Prairie Creek fish. There were no obvious reasons for the low number of salmonids in 1968 and 1969, except that young-of-the-year coho were exceptionally scarce then, suggesting that the spawning run had not seeded the stream to carrying capacity. There were no significant changes in spawning bed sediments to explain reduced survival of incubating embryos and fry."

Similar results were obtained when researchers attempted to measure the effects of logging and road building practices on Washington's Clearwater River. Such findings are relatively rare but only because very few habitat workers are able to actually test their initial assumptions about use of potential carrying capacity.

Species replacement has been documented in a number of other states and is the logical result of any mixed stock fishery where one species can support a high fishing rate and/or is less vulnerable to angling. For example, in one Ontario study, brook trout were less able to withstand angling pressure than brown trout in the same stream and differences in age composition of the two species were directly related to innate differences in exploitability (Marshall and MacCrimmon 1970). Mullan (1961) reached the same conclusion as follows:

"In many streams, the German brown trout has usurped the native brook trout. This has not come about because of the cannibalistic inclination of the brown. The brown trout, merely by being harder to catch, has taken over for the brookie."

(Note: Additional data will be presented in a subsequent section of the report concerning relative susceptibility to angling.)

RECOMMENDED BASIC STRATEGY

Manage Natural Trout Populations for Assured Recruitment (full utilization of existing carrying capacity)

There are only two basic methods of assuring that adequate recruitment of juvenile fish occurs on a dependable, sustained basis. The first approach is that currently utilized for steelhead, which requires that the population be quantified and actively managed to achieve a specific spawning escapement objective each season. This same approach would be technically feasible for all trout populations in the state but would entail prohibitive costs and extremely complicated emergency regulations. The same end result of assured recruitment can be achieved by making sure that one age class of mature females is allowed to spawn at least once. For fishery management purposes, this should be defined as the majority (more than 50%) of the female individuals in a given age class. The actual management process for an individual stream should parallel the following steps used by Johnson and Bjornn (1978) to determine that a 12" minimum size was the optimum solution for Idaho's St. Joe River cutthroat trout:

"The setting of a size limit can be delicate in situations where most spawners are needed to maintain an abundant population. By lowering the size limit from 13 to 12 inches, an additional 3.6% of the 1975 population would be legal-sized during the summer, but only about 5% of the cutthroat would reach the minimum size by the end of the fishing season and be available for harvest before spawning at least once. By lowering the size limit from 13 to 11 inches, an additional 8.6% of the 1975 population would be legal size during the summer, but about half of the cutthroat would reach the minimum size by the end of the fishing season and be available for harvest before spawning the first time."

If possible, it is important to avoid any size limit that "cuts across" the central or dominant portion of an age class size distribution curve. For example, if an eleven inch minimum size limit was applied to the St. Joe River cutthroat population, the resultant fishery would be strongly selective toward larger individuals of the same age/maturity class. Conversely, the remaining spawning population would be composed of smaller fish due to the prior removal of larger individuals. The general relationships are depicted in Figure 8. The fact that this actually happens is illustrated in Figure 9. It is important to distinguish between (1) a standing crop (population); (2) that portion which can be taken by certain gear; and (3) the part that can be retained under a specific regulation. Trout managers must assure adequate recruitment and minimize selective fishing pressures.

FIGURE 8

EFFECTS OF FISHING ON A POPULATION

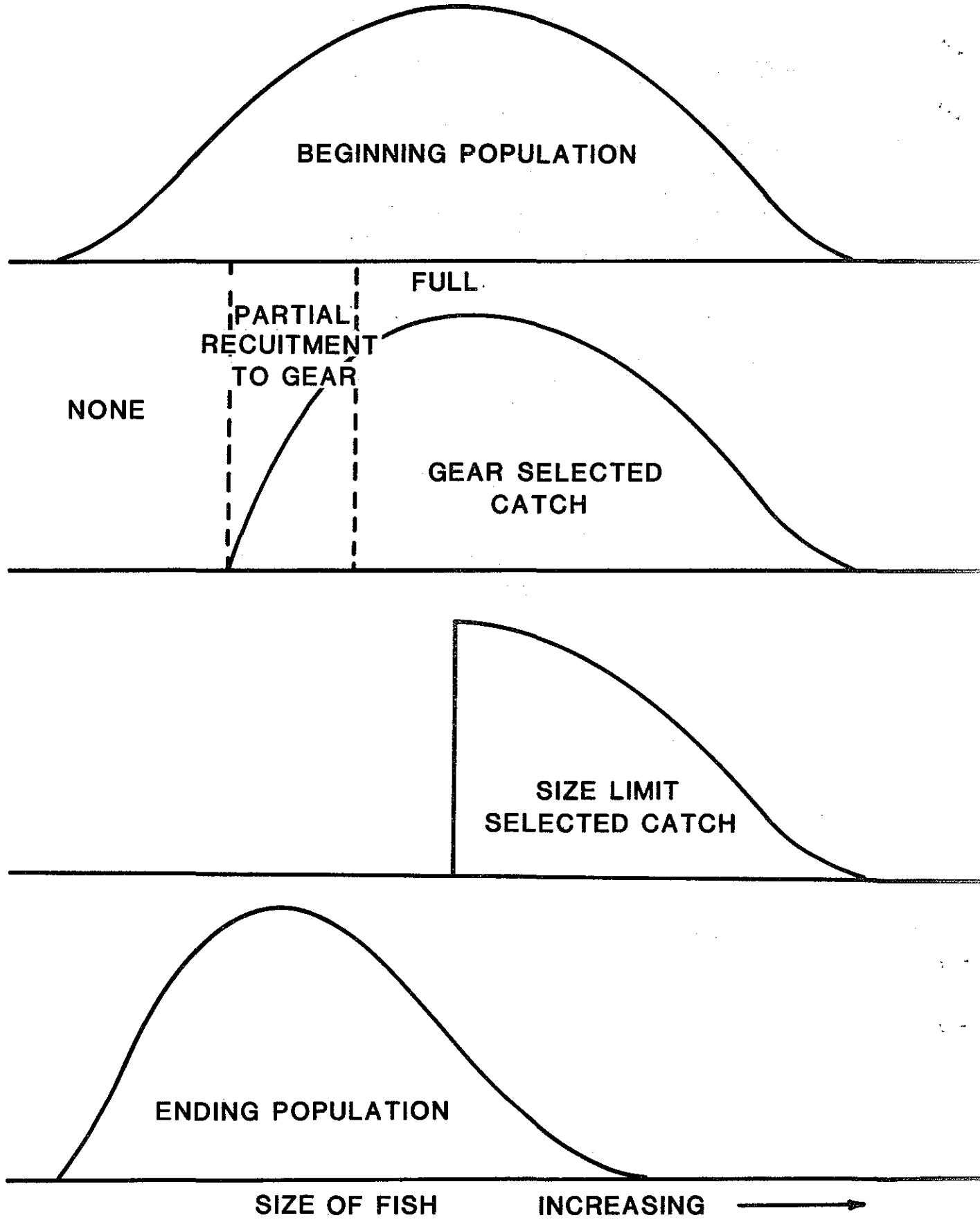
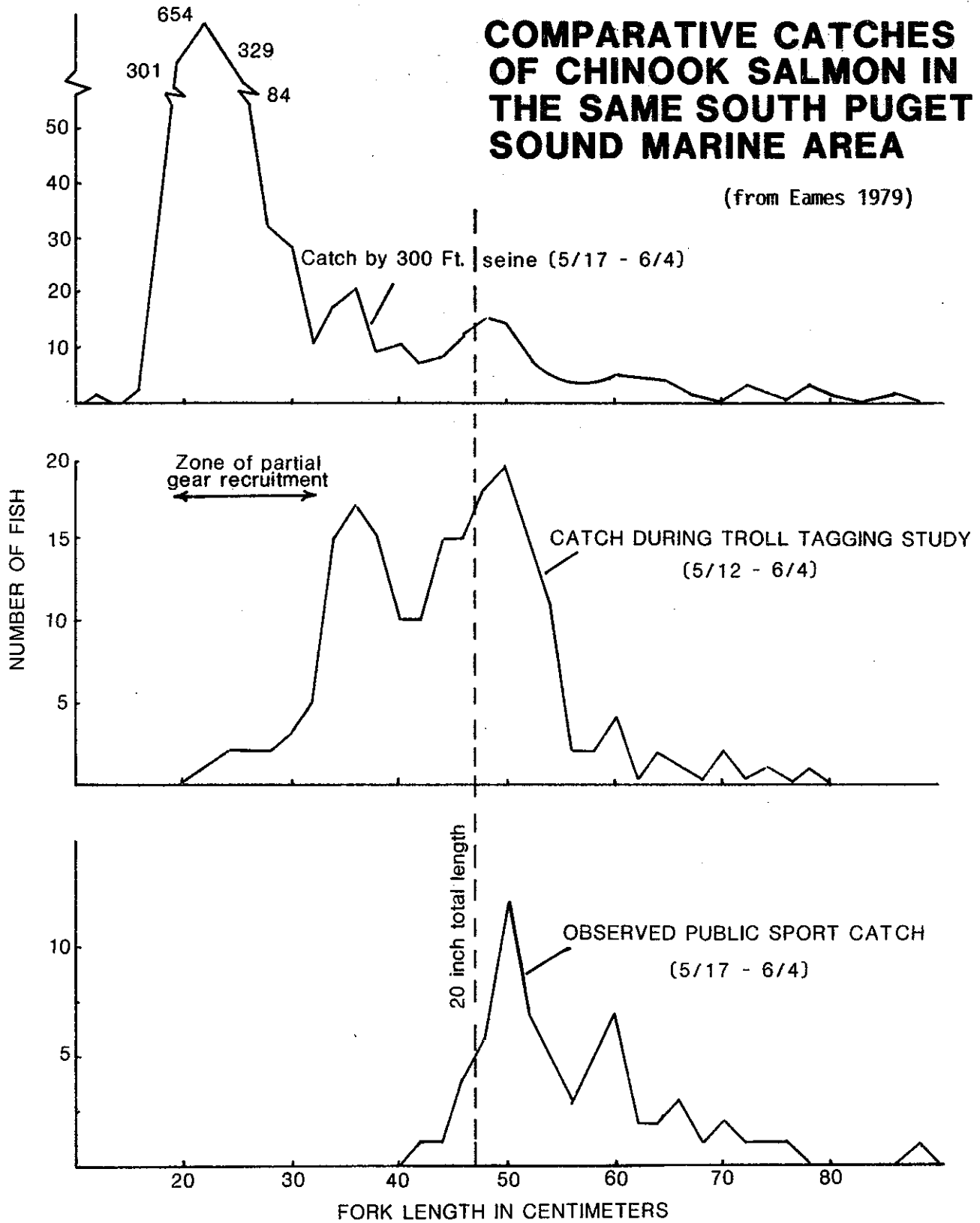


FIGURE 9

COMPARATIVE CATCHES OF CHINOOK SALMON IN THE SAME SOUTH PUGET SOUND MARINE AREA

(from Eames 1979)



With the management approach described, dependence on a single age class in any one spawning cycle will usually be avoided since some significant percentage of this same age group will spawn at an earlier age. Others will survive and spawn a second time. For example, if 70% of the females spawn at age 4 and are adequately protected until that time, then the contribution from age 3 and age 5 spawners will help "buffer" any weak brood years.

The need to avoid single age class spawning success dependence (if possible) is illustrated by coho salmon data from Washington's Queets River (Figure 10). In this case, a relative constant rate of in-river fishing was being applied to a resource subjected to continually increasing ocean fishing rates. The single age class spawning dependence could not be avoided since virtually all coho salmon spawn at age 3 in the southern part of their geographic range. In this example, a single cycle became depressed in 1960 (No. 1) and was never able to recover (No.'s 2 through 6). The two other cycles took much longer to show symptoms of overfishing.

Manage with the Proper Tools

Bag limits (daily or seasonal) should be used primarily for the purpose that they are intended; i.e., to distribute the allowable harvest among anglers (the basic separation from commercial fishing). They do not provide a positive control for assured recruitment. Managers typically over-estimate the potential of bag limit reductions by (1) analyzing data on an individual angler basis versus "party" limits; and (2) calculating potential reductions as annual fishing rates instead of instantaneous rates. Temporary successes, even for extended periods, can be achieved by reducing instantaneous fishing rates and/or simply discouraging fishing activity. However, both of these elements can be negated by increased participation in the fishery (a workable alternative which we do not propose for general use is limited entry). In most fishery management case histories, managers have not picked-up the problem of effort increases in a timely manner and overfishing has occurred before more positive controls could be implemented.

In other cases, bag limit reductions have failed to even temporarily correct problems. Studies by Johnson and Bjornn (1978) demonstrated for westslope cutthroat that a restrictive bag limit (three fish versus the previous 15) did not protect the population until adequate numbers of females had spawned at least once and thus did not increase population size to rebuild from overfishing. Hunt (1970), in comprehensive studies with different regulations found that:

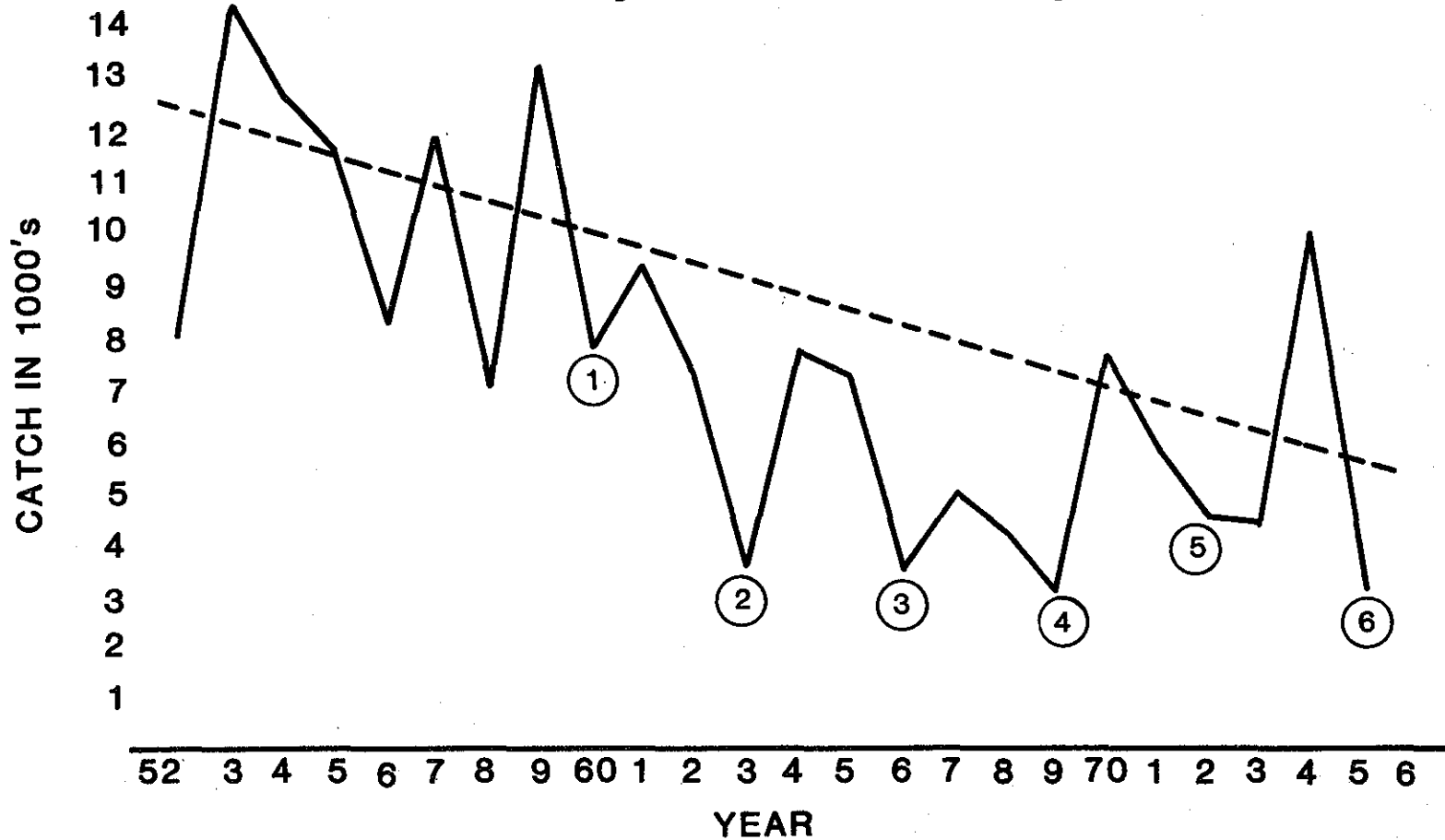
"During all seasons and regardless of the bag limit allowed, most of the harvest was accounted for by catches of 1-3 trout/trip. ...During all seasons and regardless of the liberality of the bag and size limits, more than 50% of the anglers failed to catch a single wild brook trout."

Hunt concluded that bag limits were not effective in altering trout population structure.

FIGURE 10

QUEETS RIVER COHO CATCHES

Treaty Indian Net Fishery



Seasons (except complete closures) also fail to provide any positive control for assured recruitment. In an admittedly extreme example, Burns (1984) states that:

"In Idaho, Craig McPhee discovered that a mile of small stream could be fished out of half of its catchable sized trout in just thirty-two hours!"

Closed periods should be utilized primarily to protect trout populations during certain critical life history stages (such as spawning and periods of smolt concentrations). They should not be relied upon to effectively limit fishing rates by themselves. As the data on Yellowstone Lake illustrate, fishing pressure increases can negate even the combined effects of more restrictive bag limit and fishing season controls. In this instance, a temporary catch reduction was noted but the effect was completely negated by the third season after the change and overfishing soon followed (Figure 11).

The same thing can happen in streams. For example, Vincent and Clancey (1980) documented an effort increase in the Madison River (a nationally-known "blue ribbon" trout stream) from 215 angler days/mile in 1952 to 953 in 1975. Their studies showed annual recruitment rates of about 50% but much higher recent total annual mortality rates (average of 71% for four independent estimates with a range of 62 to 75). Since causes other than fishing had a background natural mortality rate of 20-25%, the harvest plus release losses could not exceed the 25-30% level on a sustained yield basis.

Two other management tools - "refuges" (closed areas) and gear - also have very limited value by themselves in effectively controlling fishing rates. Hunt (1970) characterizes these as follows:

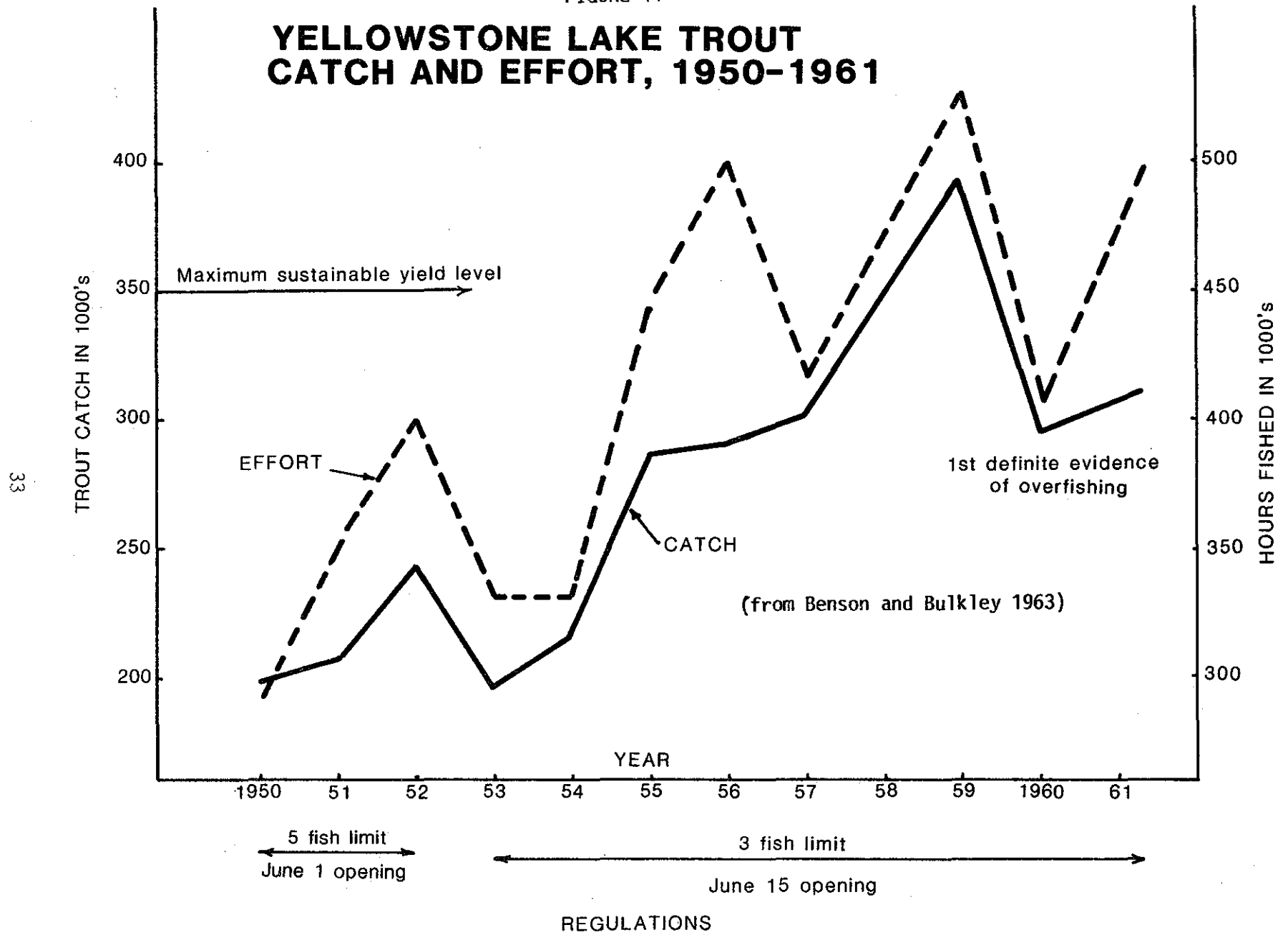
"As a means of providing better trout fishing, the mile-long headwater refuge was a failure. Many trout that could have been harvested or fished upon were lost to natural mortality because they did not leave the refuge...Under the conditions of fishing pressure, catch, and trout densities that prevailed at Lawrence Creek, fly fishing had no uniquely beneficial biological effects that could be detected. Changes in standing crops, survival rates, reproduction, and growth of the trout populations in the two fishing zones appeared to be independent of the methods of angler harvest."

Shetter (1968) studied the fly fishing only situation in Hunt Creek, Michigan, and reached the following conclusion:

"...provided data for assessment of the effects of a fly fishing only restriction (instead of any lure) on the brook trout population. The restriction (in effect 1955-59) did not affect the total mortality rate or the population structure of the brook trout."

FIGURE 11

YELLOWSTONE LAKE TROUT CATCH AND EFFORT, 1950-1961



Hunt (1970) goes on to describe the critical management tool as follows:

"The size limit, if wisely applied, is the best single regulation for preventing excessive angler harvest of brook trout populations. The size limit applies to every trout caught, and it can be related to a rather stable biological parameter, growth rates of the trout populations."

When the tested regulatory "package" included a higher minimum size, work by Shetter (1968) showed the following response:

"Total mortality and angling mortality rates for brook trout were significantly higher in the less restricted stream area."

However, regulations can only cure overfishing if it actually exists - not environmental limitations. Klein (1974), for example, reported such a failure for the Cache La Poudre River in Colorado. This high elevation stream was relatively unproductive and contained populations of slow-growing rainbow and brown trout. Management changes, including a 12" minimum size limit, did not increase the abundance of rainbow trout although the mean size increased by two inches and reversed when the minimum size limit was removed. In addition, overfishing of one species is not a sure indication of the same problem for another species. Thus, Shetter (1968) observed a positive response for brook trout but the same regulations in the same study area did not change the population structure of brown trout.

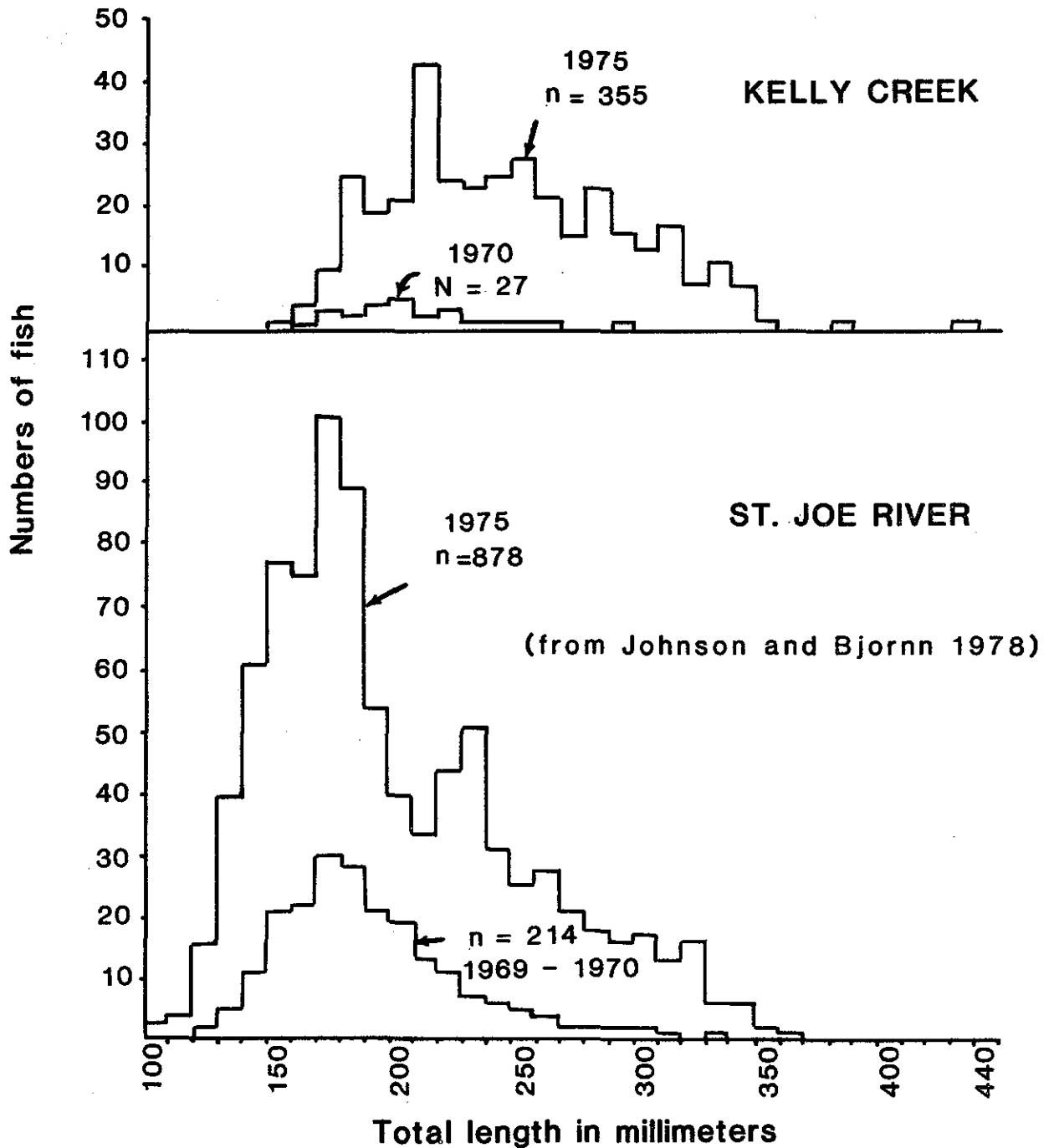
A final management tool consideration is the need to regulate for some level of consumptive harvest (retention), albeit often limited, versus strict catch-and-release only fishing. Studies consistently indicate that the former is definitely preferable in terms of maintaining angler participation levels, which are generally synonymous with the economic values for recreational resources. For example, Johnson and Bjornn (1978) found that fishing effort declined when more restrictive size, gear and bag limit regulations were implemented but increased to former levels within three years. Angler effort also declined initially with catch-and-release only regulations, but remained low. Figure 12 illustrates that fish populations can be successfully managed with properly designed selective fisheries (St. Joe River) or catch-and-release only (Kelly Creek).

Basic Management for the Needs of Cutthroat and Rainbow Trout, including Steelhead

Due to their basic life history characteristics, Dolly Varden or bull trout (at least as resident fish) are the most susceptible species to overfishing and are probably in a depressed status throughout most or all of the State. However, their potential and extent of distribution is much less than cutthroat or rainbow, thus Dollies (or bull trout) cannot be the focal point for basic regulations. Needed protection must be provided on a Regional or Special Regulation basis.

FIGURE 12

SIZE AND ABUNDANCE OF CUTTHROAT TROUT BEFORE AND AFTER EFFECTIVE REGULATION



All applicable studies examined agreed that cutthroat trout were the most susceptible trout species in terms of catchability and must be accorded the title of most "vulnerable." Shetter and Alexander (1965) and Lantiegne (1974) found brook trout much easier to catch than brown trout and MacPhee (1966) found cutthroat trout about twice as susceptible to angling as brook trout. Under normal angling regulations, the annual rate of exploitation of cutthroat longer than 150 mm ranged from 0.70 to 0.76 or higher in Alberta (Radford 1975a, 1975b).

The gullible nature of cutthroat is aptly described by the following paragraph from Rohrer (1983):

"Angler effort increased significantly in 1981 in Section 10 compared to previous years. However, as a result of implementation of special regulations in 1978, harvest has been greatly reduced. About 8,000 trout per 1.6 km reach were released in 1981. The population estimate for this reach was 4,500 trout per 1.6 km (1 mi.). It is obvious that many trout are being caught-and-released several times." (The average trout was caught and released 1.8 times in a single season.)

Rainbow trout appeared to be somewhat less vulnerable to anglers since most relevant studies examined (i.e., comingled populations) showed a tendency for rainbow to partially replace cutthroat in the presence of heavy fishing, with a reversal occurring when cutthroat were given adequate protection from overfishing. Mullan (1961) rated hatchery brook trout more susceptible to angling than hatchery rainbow because the latter were "slower starters" in the spring due to cold water temperatures. However, the rainbow's vulnerability to anglers is perhaps best illustrated in the following passage from Pollard (1978):

"A large proportion of juvenile steelhead trout in a stream can be removed with a moderate amount of angling. Age II steelhead are especially susceptible to angling, and 70 to 100% of those present in my 30 m study sections were removed with four man-hours of angling."

Vincent and Clancey (1980), in working with a combination of rainbow and brown trout, documented single season catch-and-release fishing rates that ranged from 83 to 101% of previous spring population estimates. This and other studies indicate that rainbow trout probably fall just below cutthroat in terms of potential for overfishing. In any case, rainbow and cutthroat are the most abundant and widespread trout species in the state, which requires that basic regulations be focused on their specific needs. Brook and brown trout angling can be liberalized by species-specific Regional or Special Regulations in some cases but their higher inherent resistance to angling pressure should not be used as a rationale for avoiding proper management of rainbow and cutthroat trout.

Meet Resource Needs of Four Distinct Groups of Cutthroat/Rainbow Trout.

The weight of technical evidence available from the literature suggests that trout populations must be divided into at least four groups for purposes of developing a successful, statewide regulatory strategy. These groups and their needed control measures are as follows:

Migratory Resident Fish

Resident fish populations in the medium and larger-sized rivers of the state fall into this category. An example is the resident rainbow trout population of the Yakima River system (Figure 12A). Typical characteristics are extensive upstream and downstream migrations plus significant mainstem and tributary interchanges. Substantial spawning often occurs in the tributaries where much of the juvenile rearing can also take place. The general situation is stated as follows by Johnson and Bjornn (1978):

"Returns of fish tagged and released in the three study streams indicate that cutthroat trout migrated upstream into the upper drainages" (study areas) "in the spring and early summer, few cutthroat moved during the summer, and cutthroat migrated downstream to lower portions of the drainages in the fall. Downstream fall migrations of cutthroat trout probably increased their overwinter survival."

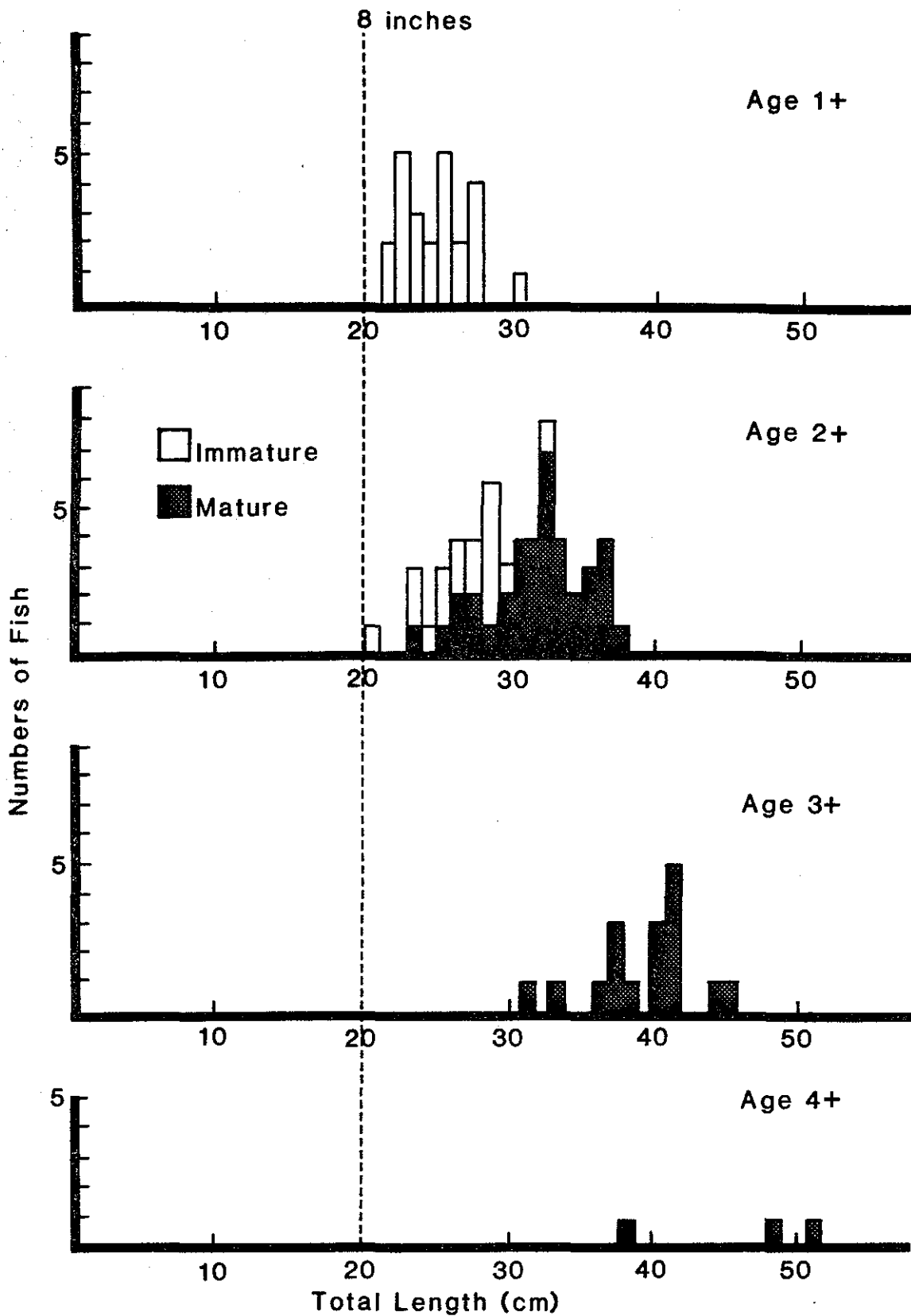
The following specifics for an individual system were provided by Thurow (1980):

"Wild cutthroat trout exhibit the following movement patterns based on tag recoveries and trapping operations. Mature trout migrate from Blackfoot Reservoir and ascend the Blackfoot River during March, April and May. A majority of these trout enter the Upper Valley tributaries and spawn in May and June and a portion spawn in the main Blackfoot River. Following spawning, spent trout re-enter the river. Progeny of these spawners rear in tributaries of the Blackfoot River for varying periods of less than one year to two years. Juvenile cutthroat eventually enter Blackfoot Reservoir where they mature as age class III+, IV+ or V+ trout. Both juvenile and adult cutthroat migrate down the Blackfoot River in the fall to deep-water areas of the river and reservoir."

Other studies produced similar findings regardless of whether the population involved utilized a reservoir, lake or only a river mainstem. Figure 13 illustrates the extensive migration potentials for individual fish.

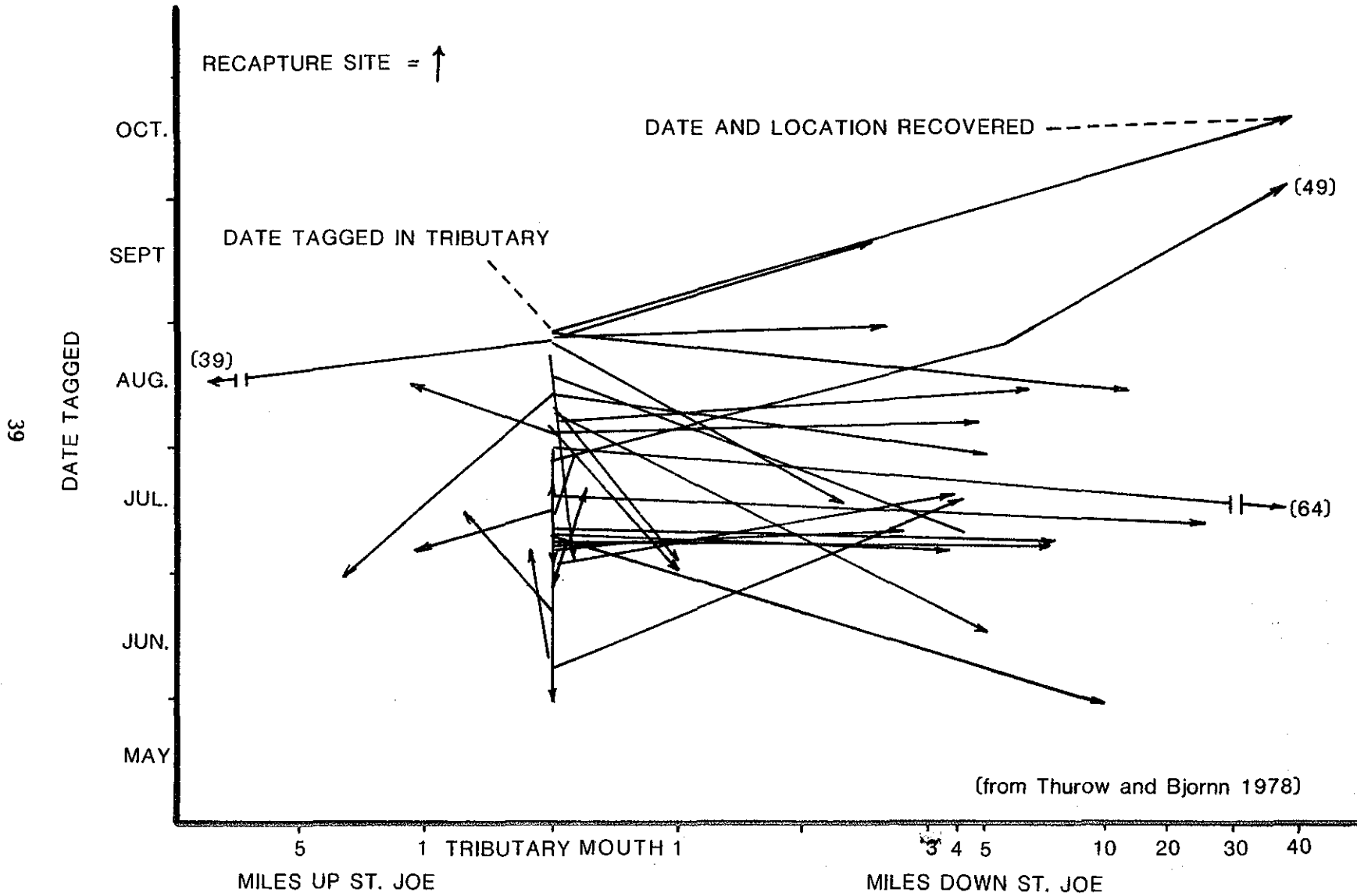
Homing of mature adults is strong, since Ball (1955) reports that 96.8 percent of the returns from a tagged sample of 17,836 fish were later

Figure 12A



Size/Age/Maturity of Female Rainbow Trout Harvested in 1983, Mainstem Yakima River

FIGURE 13
**TWO YEARS
 MIGRATIONS OF TAGGED CUTTHROAT
 TROUT IN THE ST. JOE RIVER**



recovered in the same stream as tagged. Homing for immatures is also strong, with Benson and Bulkley (1963) stating that 19.9 percent of 644 fin-clipped trout survived and returned to the same stream as marked and none to any other sampled stream.

These are the types of populations that have been successfully managed in other states and Canada by 12 or 13" minimum size limits in mainstem areas, including lakes and reservoirs, if applicable. These controls were initially implemented for "trophy fish" management objectives but produced dramatic increases in trout populations and typically cured serious overfishing conditions that were not recognized at the onset.

Johnson and Bjornn (1978) showed the following changes for cutthroat trout in the upper St. Joe River after implementation of a 13" minimum size limit:

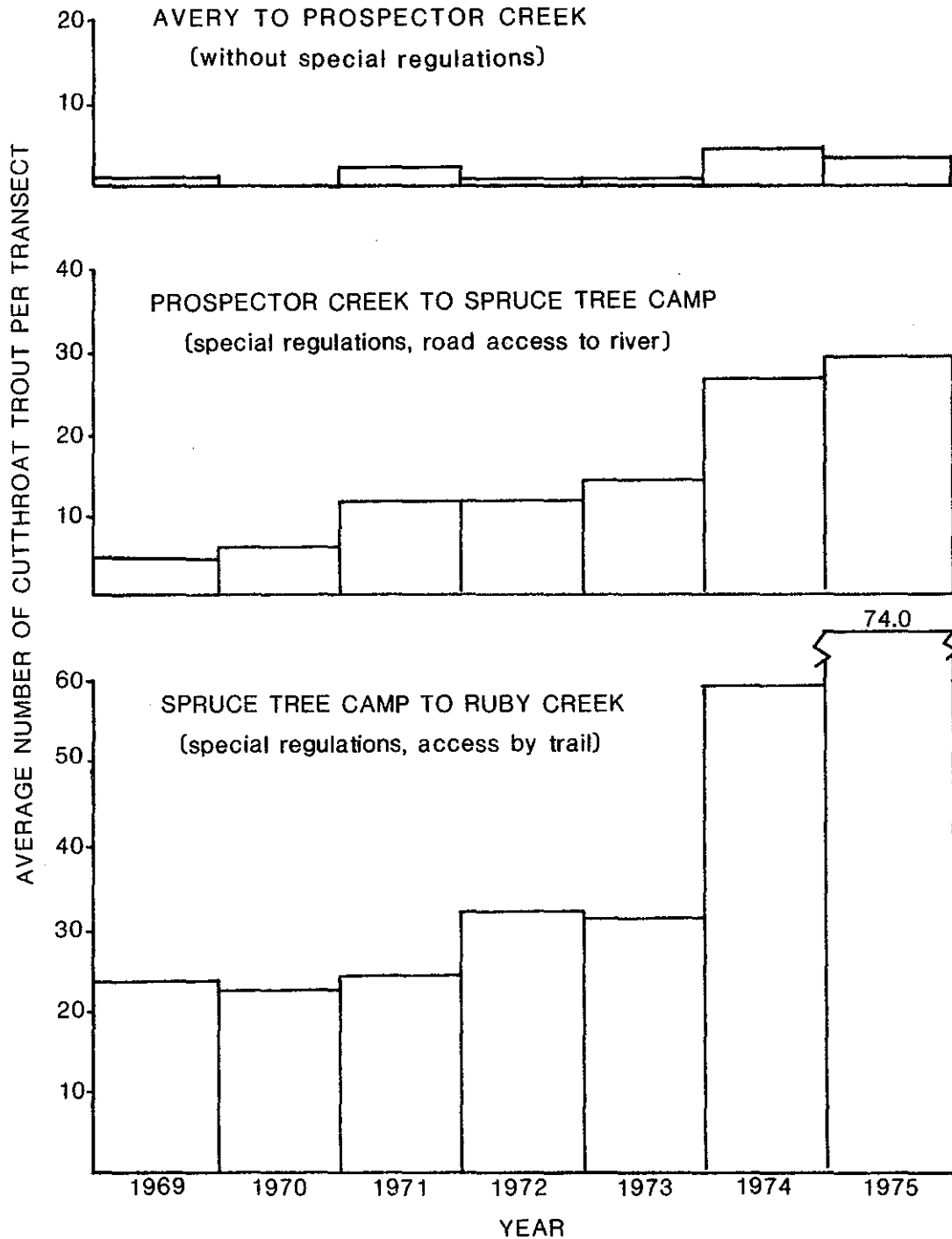
<u>Factor</u>	<u>Change</u>
Annual mortality rates for age III+ cutthroat	Declined to a range of 0.47 to 0.56 from a previous range of 0.62 to 0.71.
Abundance of all sizes of cutthroat	Increased by 300% in road access areas, 600% in trail access areas. (NOTE: areas with good access will typically have higher losses from hooking mortality and poaching.)
Abundance of spawning cutthroat	Increased by 10 times.
Angler effort	No change.
Catch per hour	Increased to 2.5 fish from a previous 0.2 fish average.
Total catch (retained and released)	Increased by 500%.

The increases in numbers of larger fish observed during snorkeling transects is depicted graphically in Figure 14.

A major increase in rainbow trout abundance was recently recorded for Oregon's famous Deschutes River fishery subsequent to implementation of a 12" minimum size limit in 1979. The following data illustrate changes in abundance of fish from a 1979 low in the Nena Creek study section (Lindsay et al 1983):

FIGURE 14

AVERAGE NUMBER OF CUTTHROAT TROUT PER SNORKELING TRANSECT, ST. JOE RIVER



(from Johnson and Bjornn 1978)

Density (fish/kilometer) of rainbow trout by size
class in the Nena Creek study section.

Year	19-24.9 cm	25-30.9 cm	31.0 cm	Total (95% C.I.)
<u>Before regulation change</u>				
1974	514	240	58	812 (329)
1975	701	111	45	857 (360)
1979	162	127	99	388 (77)
<u>After regulation change</u>				
1981	395	305	144	844 (203)
1982	612	583	357	1,552 (182)

Fishery managers from other agencies generally recommend that controls or regulations be applied to entire mainstem areas utilized by a given trout population, including a lake or reservoir, if applicable. If only part of the system is protected by positive controls (such as 12 to 13" minimum size limits), the desired population response can be negated by in-system fish migrations. An example of this problem is seen in the work of Llewynsky and Bjornn (1983) on the Coeur d'Alene River. They found that some fish remained in the "special regulation" or protected areas throughout the year, but many others migrated through two or more regulatory zones.

Where data are available for individual systems, minimum size limits should be set specific to the data base in-hand so that one age class of females is allowed to spawn at least once. Where river-specific data are not available, a 12" minimum size limit has the best chance of success and should be applied to the mainstem fishery. In addition, it is necessary to protect juveniles rearing in the tributaries through their second year by an 8-inch minimum size limit or the assured recruitment objective can also be compromised. Thurow and Bjornn (1978) state the needed control measure as follows:

"Although juvenile migratory cutthroat trout may attain lengths of 200-250 mm (8-10 inches) in tributaries, most of them migrate from tributaries at lengths of 120 to 220 mm. An 8-inch size limit would effectively reduce the harvest, since 74 percent of the harvest in Big Creek consisted of cutthroat trout less than 8 inches long."

The critical juvenile rearing area usually encompasses the lower one to three miles of larger tributaries but many exceptions can be anticipated (all of the above can only be conclusively proven by expensive, river-specific studies). Overlaps are also common as revealed by Thurow and Bjornn (1978):

"First, two stocks of cutthroat trout (resident and migratory) are present in tributaries of the St. Joe River we studied. These stocks are partially segregated; resident trout are present throughout the streams and migratory stocks are primarily in the lower three miles of the streams."

Steelhead

Due to the existence of treaty Indian fishing virtually statewide on steelhead, there is little choice in terms of options for managing adult populations. Run sizes must be accurately quantified on a river-by-river basis and all fishing must be actively managed to achieve the proper balance between catch and spawning escapement requirements. Individual river basin plans have been developed for most of the medium-sized and larger drainages in the state and these plans have guided all recent fishery management decisions. Detailed objectives, standards and guidelines for steelhead management were developed by the WDG staff, endorsed by the Game Commission and implemented by WDG in 1983. All of the above are available to interested parties. It would be redundant and serve no useful purpose to include their contents in this report. (NOTE: The amount of space devoted to steelhead in this particular effort is definitely not proportional to their importance to the State of Washington and its recreational anglers.)

However, Washington's juvenile steelhead commonly rear for two years in freshwater and can provide major "trout" fisheries if allowed by the prevailing regulations. The magnitude of potential catches is alarming. For example, Keating (1968) estimated that 30,000 to 35,000 wild juvenile steelhead were harvested annually during the late 1960's and early 1970's from the Lochsa River above Boulder Creek. (Keating's 1966 point estimate of 38,141 steelhead from 124 km. of stream gives a value of 307 fish/km.) The breadth of the potential problem is illustrated by the following statement from Pollard (1978):

"Many tributaries of the Snake River in Idaho are spawning and rearing areas for steelhead trout (Salmo gairdneri). Juvenile steelhead make up a substantial part of the sport fishing harvest in these areas."

Quantitative assessments for Washington streams are quite limited but indicate relatively modest harvests. For example, a 1975 summer creel census on the mainstem of Puget Sound's Green River produced a seasonal harvest estimate of only 4,300 juvenile steelhead when the 6" minimum size limit was still in effect (Collins et al 1975).

More recently, a 10" minimum size limit has been widely used as a Special Regulation in larger streams of western Washington in conjunction with a delayed opening in late May to protect concentrations of steelhead smolts until they have migrated seaward. This approach has generally been very effective (particularly as contrasted to the Idaho situation of the early

1970's), although one problem still exists. The 10" minimum is not applied to many of the smaller streams where juvenile steelhead rearing occurs and some of these populations, despite their marginal attractiveness to the "average" angler, are exploited to provide summer and fall "trout" fisheries. In addition, a 10" minimum does not adequately protect any migratory resident fish populations (rainbow or cutthroat), including those that overlap with juvenile anadromous fish populations.

The necessary broad protection required for juvenile steelhead can, for practical purposes, be provided by a basic minimum size limit of 8" in streams. Only a very small percentage of juvenile steelhead will exceed 8" during times when trout fisheries are allowed.

Exceptions to the above generalization are some naturally-produced steelhead smolts that rear for three years in freshwater and hatchery-produced smolts that "hold-over" for an additional year of freshwater rearing. Normally, neither of these groups makes an important contribution to Washington steelhead runs. However, it has recently been determined that hold-over hatchery smolts are providing a significant component in adult returns to some upper Columbia River tributaries. Therefore, a 12" minimum size limit is recommended for the Columbia River mainstem and those tributary areas where this specific situation prevails.

(NOTE: In areas where migratory resident trout and/or sea-run cutthroat are also present, more restrictive controls must be utilized to meet their specific management needs. In addition, some lower mainstem areas that hold concentrations of smolts past mid-May will require delayed season openings through Special Regulations.)

Non-migratory Resident Fish

These diverse populations occur in hundreds of small stream sections throughout the State that are upstream from or overlap (permanently or intermittently) with both anadromous and migratory resident fish habitats. The various populations, which literally number in the thousands, are often isolated from each other by migratory barriers but recruitment from upstream populations can occur. This latter aspect was explained as follows by Michael (1981):

"In populations of fish which exist upstream of an impassable barrier, any fish passing over that barrier is lost to the population. Unless the fish spawns prior to its downstream migration, the migratory urge is "lethal" as far as the population is concerned."

The potential for extremely limited ranges is described by Mullan (1961):

"Contrary to some opinions, trout can and do carry out all the

functions of life, including reproduction, within relatively limited areas of stream, allowing that such an area meets the requirements mentioned. Several studies concur that such a territory generally approximates less than 200 feet of stream."

A good substantiation of this was provided by Hunt (1970) in describing why a closed area or "refuge" failed to increase numbers of fish available in adjacent open fishing areas. He states:

"Only 1% of the catch (45 of 4,695) consisted of trout that had emigrated from the refuge. During the fishing season when the refuge zone had been open to fishing, 21% of the total catch was made there. Most of the trout born in the refuge stayed there throughout their life."

In Gorge Creek, Alberta, Miller (1967) observed that many resident trout retained home ranges no larger than a single pool-riffle complex. The same situation was reported in tributaries of the St. Joe River by Thurow and Bjornn (1978). Their studies showed that only 7% of tagged cutthroat trout recovered in tributaries were 0.5 mile or more from the release site.

The fishery management problems that this multitude of separate trout populations generates is made virtually impossible by highly variable growth rates. Purkett (1951) documented the following differences for rainbow trout in two sections of the West Gallatin River, Montana:

<u>Year of Growth</u>	<u>Difference in Average Length</u>
First	0.3 inch
Second	1.3 inch
Third	2.1 inches
Fourth	2.5 inches
Fifth	4.0 inches

Growth of cutthroat trout showed a similar trend with both species growing faster at lower elevations where the water was warmer. The average summer difference in early morning water temperature between the upper and lower studies sections was 9.6 F.

Sweeney et al (1981) checked five tributaries of the North Fork Snoqualmie River and found ranges in the average sizes of trout populations from 3.2 to 5.0 inches. Wetherbee et al (1982) reported that two study areas on Maude Creek one mile apart and 250 feet different in elevation had a 0.5 inch difference in average size of the trout population.

Proper, precise management of all non-migratory resident trout populations is simply impossible, particularly since they often overlap in distribution with juveniles from anadromous and/or migratory resident fish populations. Zones of overlap are difficult to detect in any known cost-effective manner and can change from season to season as fish passage conditions vary. As

Figure 15 illustrates, there are no distinct "groups" of population size distributions to facilitate management.

However, as stated earlier, an 8-inch minimum size limit effectively protects both the juveniles from migratory resident fish populations and most juvenile steelhead. It should also yield an adequate spawning population for a majority of the non-migratory resident trout populations.

Many non-migratory resident trout populations will be comparable to the composite situation observed in two central Washington counties (Figure 16). Thus, this type of population would have assured recruitment due to the protection provided by an 8" minimum size limit. However, many non-migratory resident trout populations with very small individuals have also been documented. For these types of populations, no minimum size limit is needed. As earlier evidence indicated, the fish will probably receive more than adequate protection simply because they are below the preferred retention size for most stream anglers. Continuation of the current 6" minimum would provide an unnecessarily restrictive catch-and-release only situation.

Stream trout populations requiring no minimum size limits should be managed with Special Regulations, preferably on the basis of geographic regions or "zones" rather than on individual waters. It will be impossible to accomplish very much by the latter approach since literally hundreds of interfaces and overlap zones exist for the different trout populations.

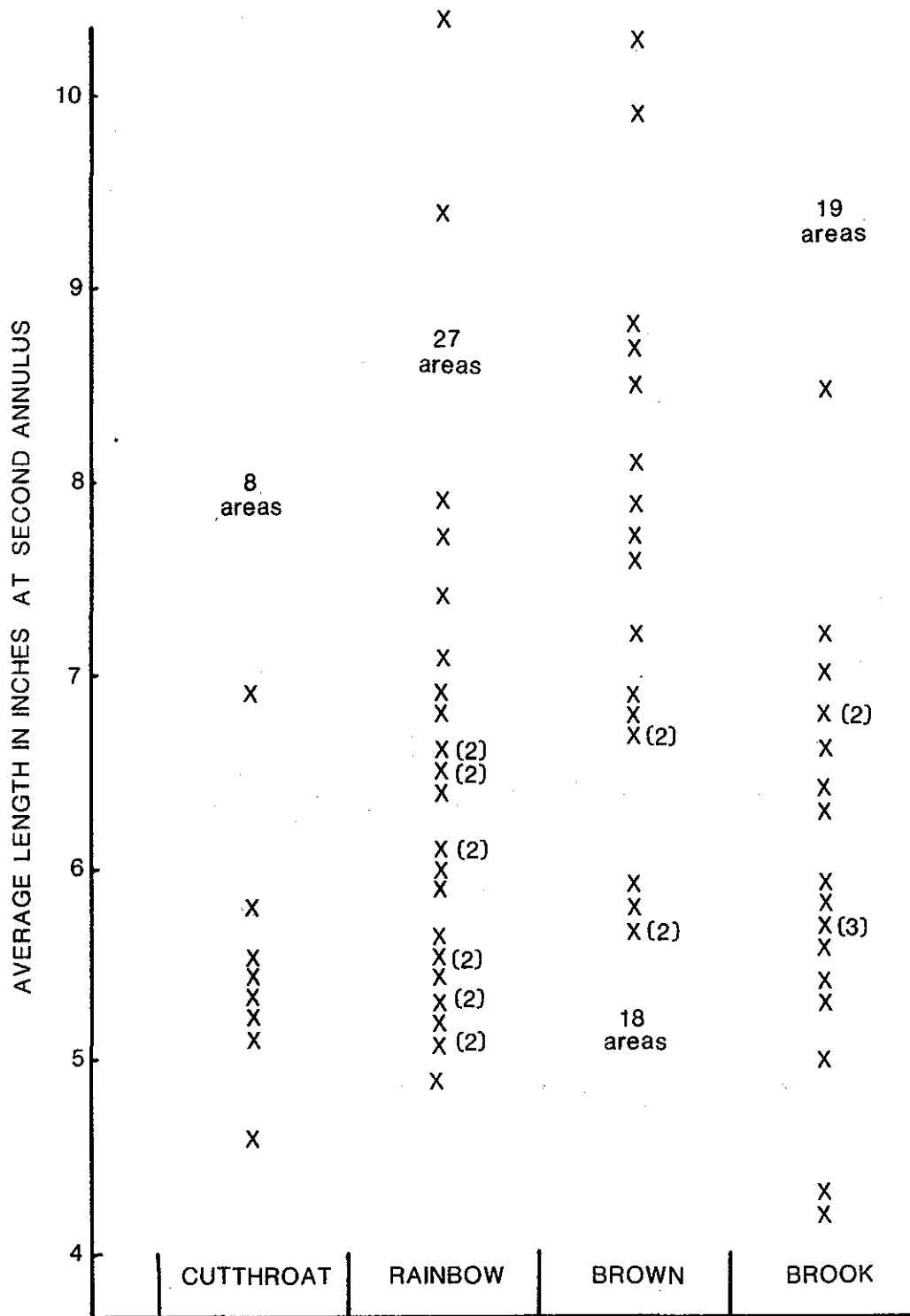
As stated earlier, it will be impossible to manage all non-migratory resident trout populations correctly and some significant degree of catch-and-release only fishing will be the practical, albeit inadvertent, consequence of the management strategy proposed. However, anadromous and migratory resident trout populations offer the greatest overall potential for recreational benefits and generally have the more restrictive conservation needs. When either of these factors are balanced against the possible over-protection of some non-migratory resident trout populations, the answer is obvious - manage for the former.

Sea-Run Cutthroat

Sea-run cutthroat, with their highly variable life history traits, seemingly present an impossible fishery management problem. However, the weight of available evidence indicates that severe overfishing has occurred, an indictment on present approaches to management. The following summarizes 1982 qualitative assessments of WDG Region IV sea-run cutthroat trout resources:

FIGURE 15

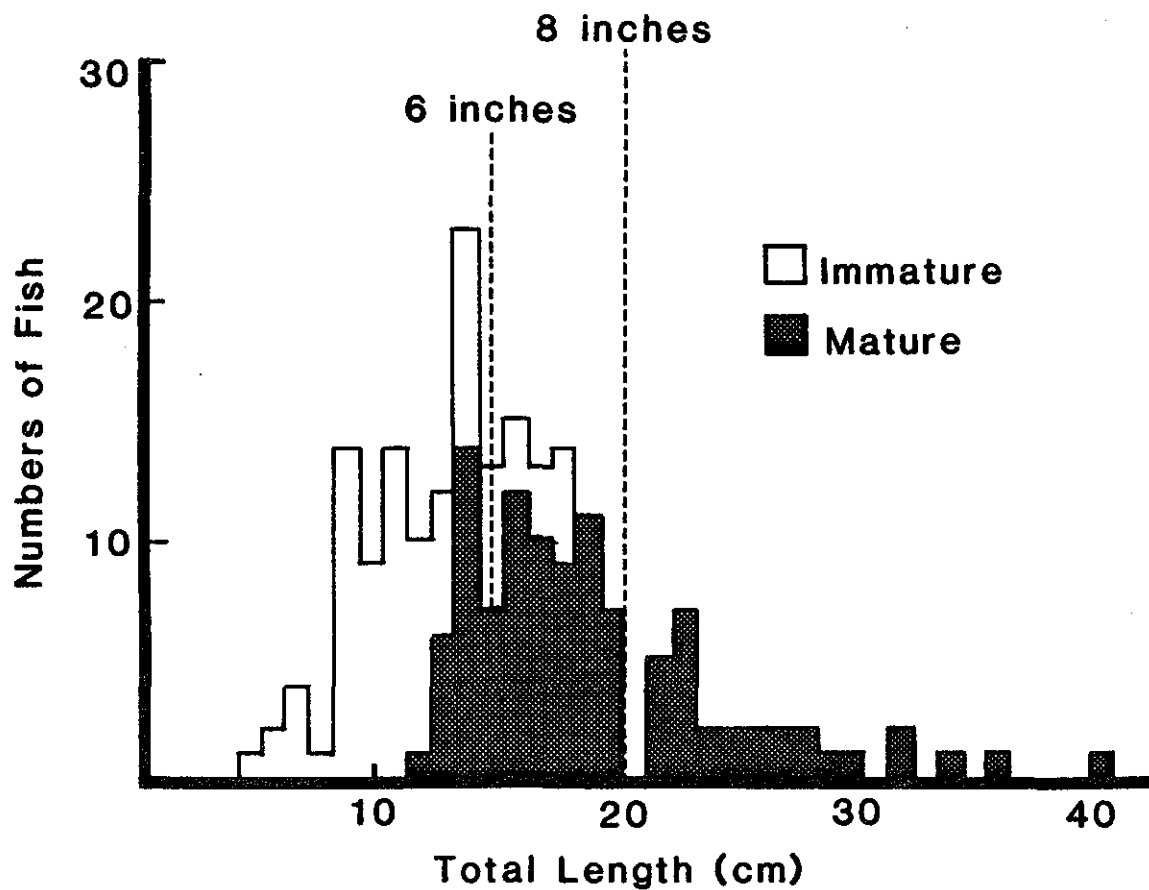
GROWTH OF TROUT IN MONTANA



TROUT SPECIES SAMPLED

(from Bailey 1961)

Figure 16



**Composite Size Distribution of Chelan and Kittitas County
Wild Female Trout Samples, 1980-1983**

<u>Area</u>	<u>Stock</u>	<u>Population Status</u>	<u>Population Trend</u>
Puyallup River ¹	Late entry native	remnant ²	unknown
White River	Late entry native	remnant ²	unknown
Cedar River ³	Early entry native	weak ²	unknown
Sammamish River ³	Early entry native	weak	unknown
Snoqualmie River ¹	Early entry native	moderate	unknown
Tolt River ¹	Early entry native	weak	unknown
Raging River ¹	Early entry native	weak	unknown
Snohomish River	Early entry native	moderate	unknown
Pilchuck River ¹	Early entry native	unknown ³	unknown
Skykomish River ¹	Early entry native	moderate	unknown
N.Fk. Skykomish R. ¹	Early entry native	moderate	unknown
Sultan River	Early entry native	unknown	unknown
Wallace River ¹	Early entry native	unknown	unknown
Stillaguamish River	Early entry native	weak	unknown
Pilchuck Creek	Early entry native	weak	unknown
N.Fk. Stillaguamish R. ¹	Early entry native	weak	unknown
S.Fk. Stillaguamish R. ¹	Early entry native	weak	unknown
Canyon Creek ¹	Early entry native	weak	unknown
Sauk River ¹	Early entry native	weak	unknown
Skagit River	Early entry native	moderate	unknown
Cascade River ¹	Early entry native	moderate	unknown
Samish River	Early entry native	moderate	declining
Squaticum Creek	Early entry native	moderate	unknown
Dakota Creek	Early entry native	unknown	unknown
Nooksack River	Early entry native	unknown	unknown
M.Fk. Nooksack R. ¹	Early entry native	unknown	unknown
N.Fk. Nooksack R. ¹	Early entry native	unknown	unknown
S. Fk. Nooksack R. ¹	Early entry native	unknown	unknown

¹ These areas are not principal harvest areas. These fish utilize small tributaries and headwaters for breeding.

² Insufficient numbers to attract a fishery.

³ These may, in fact, be resident "lake-run" fish.

Note: Assessments were also made for Dolly Varden in 13 of the above areas. All population assessments were listed as "unknown".

Of the 20 areas given ratings other than "unknown," ten were rated as "weak," eight as "moderate" and two as "remnant." Perhaps most disturbing is the fact that population trends were listed as "unknown" for 27 of 28 cases.

Johnston (1981) provided the following six sea-run cutthroat life history traits that are critical for any fishery management planning:

- "1) Selection of spawning and fry rearing areas in tiny headwater tributaries upstream from more dominant salmonids.
- 2) Age and size are greater for smolts migrating directly into the open ocean than for smolts migrating into protected inland saltwater areas.
- 3) Few over-winter in salt water; most return to freshwater coincidental to adult salmon migration timing.
- 4) In most Oregon and Washington coastal rivers (other than the Columbia), stocks are sexually mature at first return to freshwater, whereas a large percentage of Columbia River, Puget Sound, British Columbia and Alaska cutthroat females do not spawn during the winter of first return to freshwater; a migratory behavior apparently evolving from younger smolting age and historically abundant food source (salmon eggs).
- 5) Spawning fish home precisely to specific tributaries while non-maturing fish do not always return to their home stream to feed or when seeking an over-winter habitat.
- 6) Two distinct migration times in Puget Sound and Southern British Columbia: September - October for large rivers and January - February for smaller streams flowing directly to saltwater, probably an adaptation to flow conditions and food availability."

Fishery management must account for these various life history traits. However, the basic need is clear - provide assured recruitment by maintaining overall fishing rates from all sources at or below the levels necessary to provide adequate spawning populations. As stated previously, the only viable alternative for positive control would be a cost-prohibitive approach parallel to that practiced for steelhead.

A 14" minimum size limit is the critical, direct control element needed since it would accomplish the following:

- 1) protect all immature females during their initial upstream migration from saltwater in Puget Sound and the Columbia River; and

- 2) protect an average of approximately 70% of maturing females in all areas prior to their maiden or initial spawning.

The degree of protection provided is illustrated graphically in Figure 17.

The 14" standard should be broadly implemented by Special Regulations in medium to large-sized streams throughout most of western Washington. (NOTE: This will also meet conservation needs of any migratory resident trout populations in these same waters.) In addition, all marine waters should also be managed with a 14" minimum size limit and two fish daily bag limit. Since the primary game fish target species is sea-run cutthroat, the basic conservation needs of marine and freshwater areas are identical. This proposed change will also eliminate most regulatory and enforcement problems associated with river mouth definitions and different regulations at the major interfaces between fresh and saltwater. (NOTE: Protective measures previously described for juvenile steelhead will also adequately protect juvenile sea-run cutthroat prior to their initial migration to marine waters.)

SUMMARY OF TROUT MANAGEMENT PROPOSALS

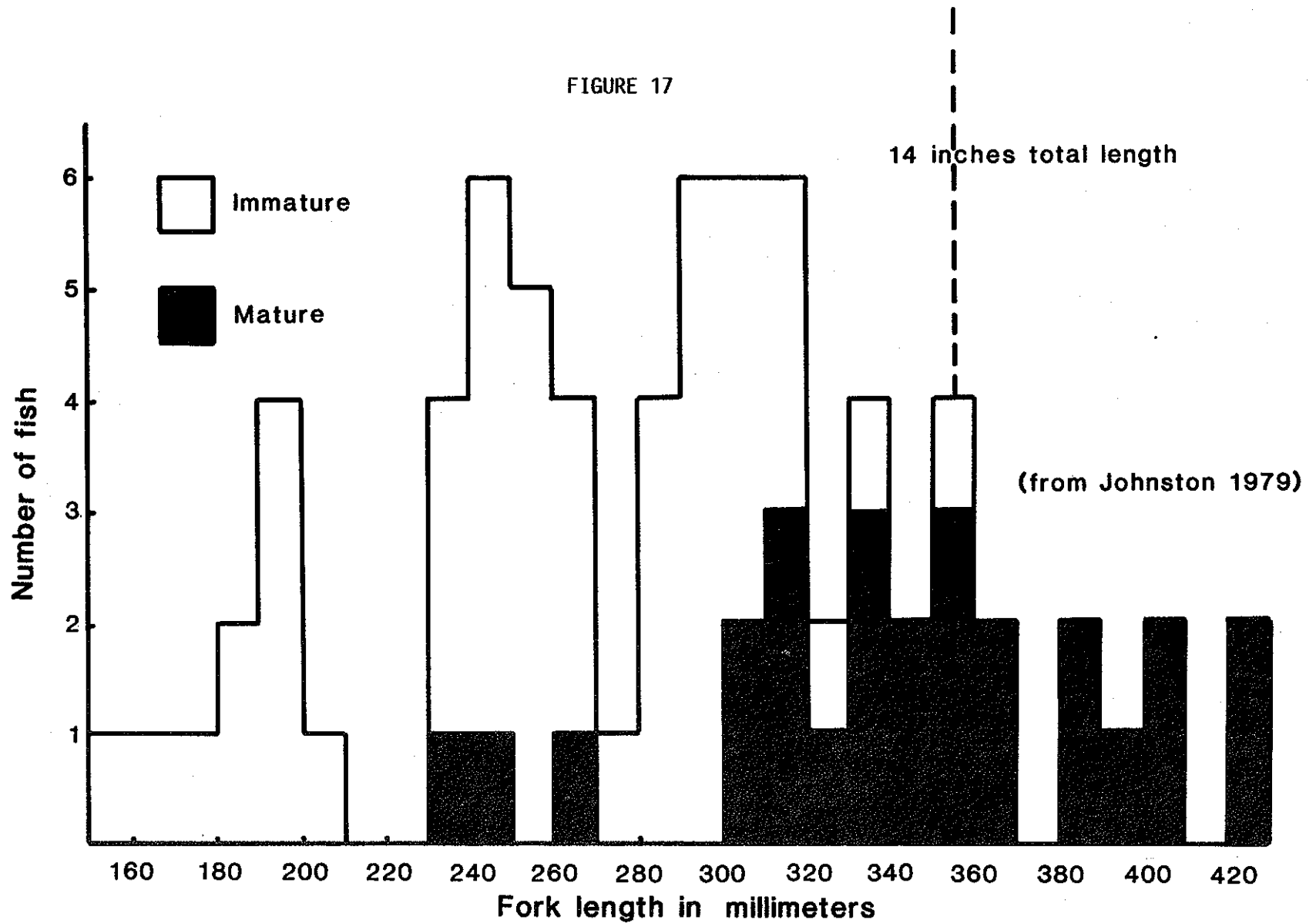
In implementing any management strategy, basic regulations should cover the most common situation, with Special Regulations handling the exceptions. Therefore, the following regulations would be needed to implement the proposed plan:

Trout in Lakes, Ponds, and Reservoirs

Basic regulations would be simplified and liberalized by dropping the 6" minimum size limit plus the 3 over 14" and 2 over 20" restrictions. The 8 and 5 fish daily bag limits would be retained for adults/licensed juveniles and unlicensed juveniles, respectively. Bait fishing would be allowed (as in the past) but catch-and-release angling would continue to be limited to specified catch limits only. Existing waters with different management needs, particularly quality lakes and those with important wild fish populations, would continue to require attention via Special Regulations.

Trout in Rivers, Streams, and Beaver Ponds

Basic regulations would be made more restrictive by implementation of an 8" minimum size limit and a general prohibition on bait fishing in streams during the late-May through October time period. (NOTE: Bait would continue to be allowed for all winter steelhead and whitefish fisheries plus hatchery fish management zones, marine area fisheries, targeted summer-run steelhead fisheries and non-migratory resident trout fisheries with no minimum size limits.) Basic regulations would be liberalized by use of possession limits instead of catch limits in all cases where the use of bait is prohibited. This would provide broad, new opportunities for legal catch-and-release trout fishing in streams. The 8 and 5 fish bag



**SIZE/MATURITY OF FEMALE SEA-RUN CUTTHROAT
IN THE 1978 STILLAGUAMISH RIVER CREEL CENSUS**

limits would be retained for adults/licensed juveniles and unlicensed juveniles, respectively. The 3 over 14" and 2 over 20" regulations would be replaced by a single, more restrictive standard - 2 trout over 12".

The two-day possession limit concept for steelhead management would be retained.

The basic regulations listed above would fulfill the following broad fishery resource management objectives:

- For tributary-rearing juveniles from migratory resident fish populations.
- For most juvenile steelhead.
- For most adult winter-run steelhead.
- For a majority of non-migratory resident trout populations.
- For sea-run cutthroat juveniles prior to their initial migration to saltwater.
- For returning sea-run cutthroat entering small streams in November.

Ten categories of Special Regulations for rivers, streams, and beaver ponds, their changes from basic regulations, and the resource management needs fulfilled would be as follows:

1. Designated Stream Zones Managed for Hatchery Fish (catch limits apply)
 - For optimum hatchery trout management (normally no minimum size limit and bait allowed).
2. Delayed season opening.
 - For use in any individual waters requiring additional protection for spawning trout, spawned-out adults and/or outmigrant smolt concentrations.
3. Bait allowed (catch limits apply).
 - For use in fisheries targeted on summer-run steelhead.
4. More restrictive regulations for Dolly Varden or bull trout (may also be implemented on a Regional basis).
 - For specific management needs of two less common trout species.
5. More liberal regulations for brook or brown trout (may also be implemented on a Regional basis).
 - For specific management needs of two less common trout species.
6. 12" minimum size limit.
 - For most migratory resident trout populations in mainstem areas, including a lake or reservoir, if applicable.
 - For large steelhead smolts in the Columbia River mainstem and applicable tributaries with "hold-overs."
7. Data-specific minimum size limit.
 - For migratory resident trout populations in mainstem areas (including a lake or reservoir, if applicable) where specific population data are available.

8. No minimum size limit and bait allowed (catch limits apply).
 - For non-migratory resident trout populations with small individual fish (preferably on a geographic basis, not individual waters).
9. 14" minimum size limit.
 - For marine waters and mainstem river areas with important sea-run cutthroat populations.
(NOTE: Since seasons for winter steelhead fishing will continue to require Special Regulations, most of the 14" minimum size limits can be implemented by revision of current regulations, not completely new entries.)
10. Catch-and-release only (Current SELECTIVE FISHERIES REGULATIONS would apply).
 - For steelhead management when there is no harvestable surplus available.
 - For resident trout to preserve an age class composition similar to natural conditions.

The regulation categories described above will not address all conceivable trout management problems. Whenever different trout species or populations are comingled (top portion of Figure 18), the professional manager must determine the "target" or most important population for fishery management purposes. Fortunately, there is usually a valid technical basis for making this distinction (bottom portion of Figure 18) even if this entails different regulation zones in the same river system. In addition, other Special Regulations will continue to be required in response to the management needs of important non-trout game fish resources that also utilize Washington's stream habitats.

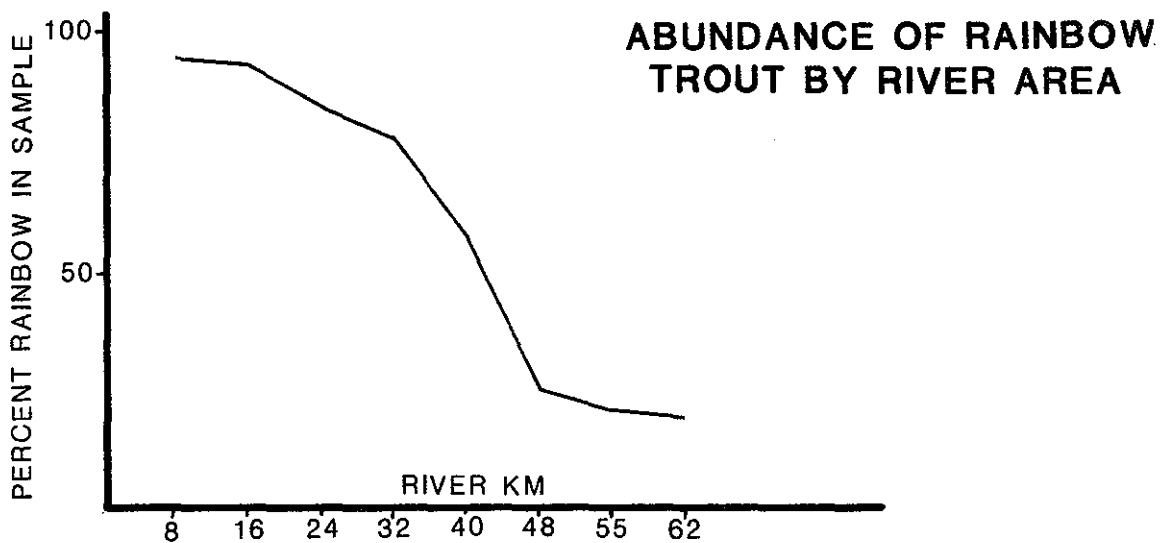
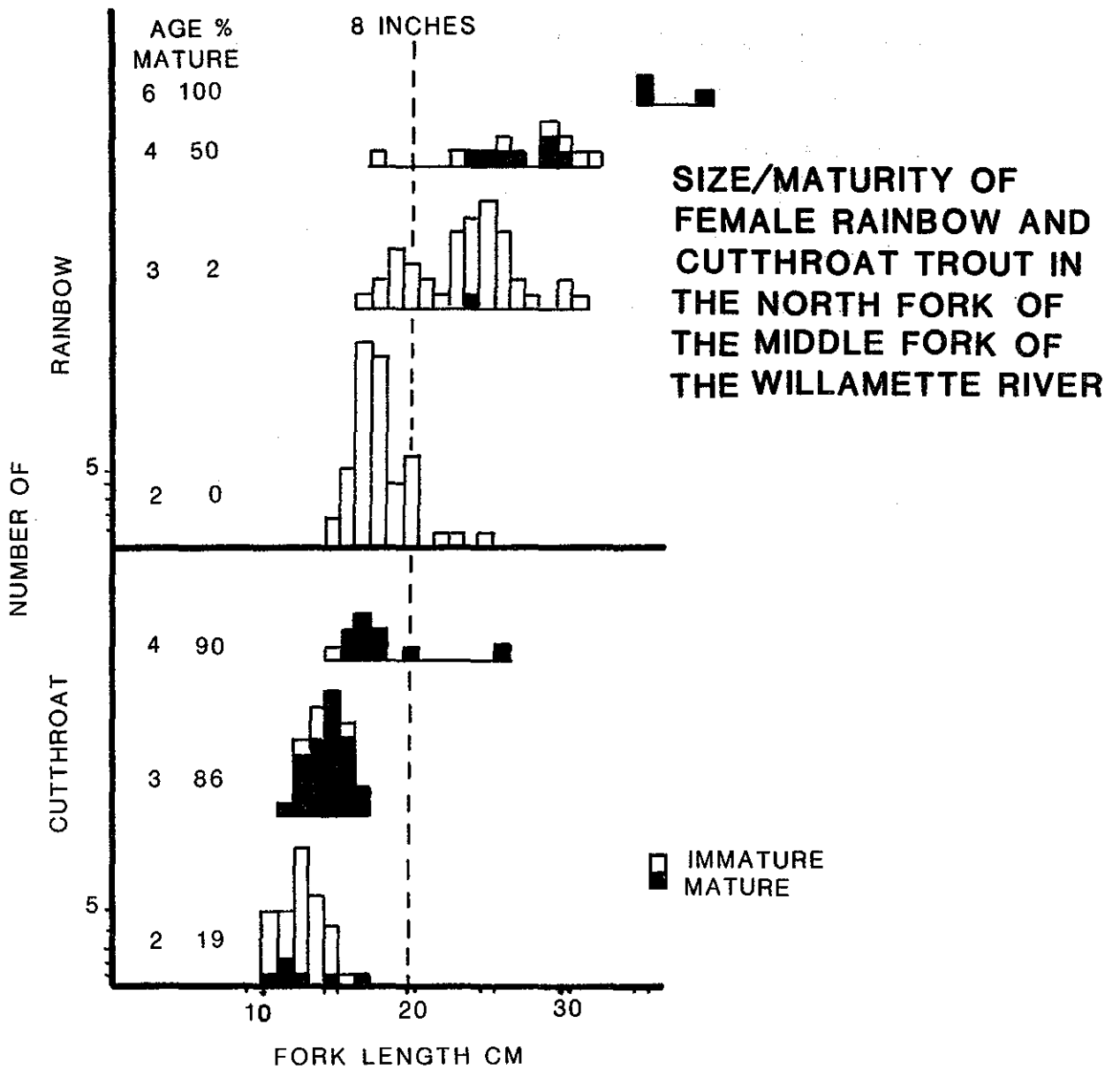
THE NEED FOR A CATCH REPORTING CARD FOR TROUT IN STREAMS

Successful long-term management of trout populations in streams requires that accurate catch statistics be provided on a permanent, consistent basis. Creel census should continue on a limited basis but only to the extent that it is needed to calibrate a report card system and meet other essential resource management objectives such as collection of size, age, sex and maturity data. Needed catch statistics for steelhead, sea-run cutthroat and migratory resident trout populations must come from the only available cost-effective alternative available - a catch reporting card for trout fishing in streams. To be workable, only fish 12 inches or larger would be recorded on the card.

Additional recommendations are as follows:

1. A modified steelhead-type punchcard would be developed with the following codes: (1) wild steelhead, (2) hatchery steelhead, (3) resident rainbow, (4) sea-run cutthroat, (5) resident cutthroat, (6) Dolly Varden or bull trout; (7) other.

FIGURE 18



2. Only those anglers fishing for steelhead would be required to purchase a punchcard. Cards would be issued to non-steelhead stream fishermen with only a service charge.
3. Steelhead annual limits would not be altered, no other new annual limits would be established.
4. Completed (filled) cards could be exchanged for new cards at any Game Department office, including by mail.
5. Catch reporting cards would be required to fish in all stream areas except hatchery trout management zones.

LITERATURE CITED

- Bailey, J.E. 1961. A study of the relationship between total dissolved solids and trout growth rate. Job Completion Report. Project No. F-23-R-4. 9p. Append.
- Ball, O.P. 1955. Some aspects of homing in cutthroat trout. Proc. of the Utah Academy of Sciences, Arts, and Letters. Vol. 32:75-80.
- Benson, N.G., and R.V. Bulkley. 1963. Equilibrium yield and management of cutthroat trout in Yellowstone Lake. Fish and Wildlife Service Res. Rept. No. 62, 44p.
- Burns, J.W. 1971. The carrying capacity for juvenile salmonids in some Northern California streams. Calif. Fish and Game, 57(1): 44-57.
- Burns, T. 1984. Our stream fisheries: a new future? Final draft of an article for British Columbia Outdoors.
- Carlander, K.D. 1969. Handbook of freshwater fishery biology. Iowa St. University Press, Ames, Iowa. 752pp.
- Clark, R.D. 1981. Analysis of "quality fishing" regulations through mathematical simulation of a brown trout fishery. Fish. Res. Rept. No. 1895. Michigan Dept. of Nat. Res. 33p.
- _____. 1983. Potential effects of voluntary catch-and-release of fish on recreational fisheries. N. Am. Journ. of Fish. Mgmt. 3:306-314.
- _____, G.R. Alexander, and H. Gowing. 1980. Mathematical description of trout-stream fisheries. Trans. Am. Fish. Soc. 109:587-602.
- Collins, D., T. Muller, and T. Oppermann. 1975. 1975 Green River summer creel census. Wash. Dept. of Game. 14p.
- Eames, M. 1979. Gear selectivity for chinook in southern Puget Sound. Wash. Dept. of Fish. 8p. mimeo.
- Fauro, L.D., P.K. Kuo, and J.F. McDonald. 1979. Population genetic study of the effects of selective fishing on the growth rate of trout. J. Fish. Res. Board Can. 36:532-561.
- _____. 1980. Effects of unconventional size limits on the growth rate of trout. Can. J. Fish. Aquat. Sci. 37:873-876.
- Grabacki, S.T. 1981. Effects of exploitation on the population dynamics of Arctic grayling in the Chena River, Alaska. M.S. Thesis. U of Alaska. 113p.

- Hess, S.S. 1982. Cutthroat trout in lower Columbia River tributaries in Oregon. Ore. Dept. of Fish and Wildl. Project No. F-99-R-6. 11p.
- Hunt, R.L. 1970. A compendium of research on angling regulations for brook trout conducted at Lawrence Creek, Wisconsin. Dept. of Nat. Res. Madison, Wis. 37p.
- Idaho Department of Fish and Game. 1980. A plan for managing Idaho's fishery resources, 1981-1985. Boise, Id. 292p.
- Johnson, T.H., and T.C. Bjornn. 1978. Evaluation of angling regulations in management of cutthroat trout. Proj. No.'s F-59-R-7, F-59-R-8. Idaho Cooperative Fish. Res. Unit. 153 p.
- Jensen, A.L. 19((7)) 8 1. Response of brook trout (*Salvelinus fontinalis*) populations to a fishery. J. Fish. Res. Bd. Canada. 28(3):458-460.
- Johnston, J.M. 1979. Sea-run cutthroat: Stillaguamish River creel census (1978) and harvest limit recommendations. Wash. Dept. of Game. 42p.
- _____. 1981. Life histories of anadromous cutthroat with emphasis on migratory behavior. pp. 123-127 IN: Salmon and Trout Migratory Behavior Symposium, E.L. Brannon and E.O. Salo, editors.
- Keating, J.F. 1968. Test for increasing returns of hatchery trout. Lochsa River investigations. Idaho Dept. of Fish and Game. Proj. No. F-32-R-9. 27pp.
- Klein, W.D. 1974. Special regulations and elimination of stocking: influence on fishermen and trout population at the Cache LaPoudre River, Colorado. Colorado Dept. of Nat. Res., Wildl. Div. Tech. Publication No. 30. 57pp.
- Lantiegne, E. 1974. Angler use of the "special regulation area" of the Batten Kill in 1973 and the effect of special regulations on the brown trout and brook trout populations. N.Y. State Dept. of Environmental Cons. 44p.
- Lewynsky, U.A., and T.C. Bjornn. 1983. Coeur d'Alene River Fisheries Investigations. Idaho Dept. of Fish and Game. Proj. No. F-73-R-4. 33p.
- Lindsay, R.B., J.S. Ziller and R.K. Schroeder. 1983. An ecological and fish cultural study of Deschutes River salmonids. Ore. Dept. of Fish and Wildl. Project No. F-88-R-13. 32p.
- MacPhee, C. 1966. Influence of differential angling mortality and stream gradient on fish abundance in a trout-sculpin biotope. Trans. Amer. Fish. Soc. 95:381-387.

- Mallet, J. 1980. Hatchery trout/wild trout interactions. Idaho Dept. of Fish and Game. Mimeo. 5p.
- Marshall, T.L., and H.R. MacCrimmon. 1970. Exploitation of self-sustaining Ontario stream populations of brown trout (*Salmo trutta*) and brook trout (*Salvelinus fontinalis*). J. Fish. Res. Bd. Canada 27(6):1087-1102.
- McMullin, S.L. 1984. Hooking Onto Special Regs. Montana Outdoors, Vol. 15, No. 3, pp. 27-30.
- Michael, J.H. 1983. Contribution of cutthroat trout in headwater streams to the sea-run population. Calif. Fish and Game. 69(2):68-76.
- Miller, R.B. 1967. Permanence and size of home territory in stream-dwelling cutthroat trout. J. Fish. Res. Bd. Canada. 14(5):687-691.
- Mullan, J.W. 1961. Trout stream management in Massachusetts. Mass. Div. of Fish. and Game. 100p. illus.
- Naiman, R. 1982. Mail Atlantic salmon abandon trip to the sea. Seattle Post-Intelligencer, Oct. 2, 1982.
- Narver, D.W. 1984. A bright future for our stream fisheries. British Columbia Wildlife Federation Convention, Kamloops, B.C.
- Nicholas, J.W. 1978. Life history differences between sympatric populations of rainbow and cutthroat trouts in relation to fisheries management strategy. pp. 181-188. IN: Proc. Wild Trout - Catchable Trout Symposium. J.R. Moring (ed.). Eugene, Ore.
- Pollard, H. 1978. The effects of angling and hatchery trout on juvenile steelhead trout. Id. Dept. of Fish and Game. pp. 161-168. IN: Proc. Wild Trout - Catchable Trout Symposium. J.R. Moring (ed.) Eugene, Ore.
- Purkett, C.A. 1951. Growth rate of trout in relation to elevation and temperature. Trans. Amer. Fish. Soc. 30:251-259.
- Radford, D.S. 1975a. The harvest of fish from Dutch Creek, a mountain stream open to angling on alternate years. Alberta Recreation, Park and Wildl. Mgmt. Rept. No. 15 54p.
- _____ 1975b. The harvest of sport fish from the Oldman River, a mountain stream open to angling on alternate years. Alberta Recreation Park and Wildl. Mgmt. Rept. No. 16. 48p.
- Rohrer, R.L. 1983. Henrys Forks Fisheries Investigations. Idaho Dept. of Fish and Game. Proj. No. F-73-R-4. 51pp.

- Ricker, W.E. 1980. Causes of the decrease in age and size of chinook salmon (*Oncorhynchus tshawytscha*) Can. Tech. Rep. Fish. and Aquat. Sci. 944:25 p.
- _____ 1981. Changes in the average size and average age of Pacific salmon. Can. J. Fish. Aquat. Sci. 38:1636-1653.
- Royce, W.F. 1975. Use of yield models in fishery management. pp. 9-12. IN: Optimum Sustainable Yield as a Concept in Fisheries Management. P.M. Roedel ed. Am. Fish. Soc., Spec. Pub. No. 9.
- Shetter, D.S. 1968. The effects of certain angling regulations on stream trout populations. Symposium on Salmon and Trout in Streams. U. of Brit. Col., Vancouver. 21p.
- _____ and G. Alexander. 1965. Results of angling under special and normal trout fishing regulations in a Michigan stream. Trans. Amer. Fish. Soc. 94(3):219-226.
- Sweeney, S.J., K.W. Kurko and T.C. Juelson. 1981. North Fork Snoqualmie River Basin Wildlife Study. Wash. Dept. of Game. Contract DAC67-79-C-00050. 239p. Append.
- Thurrow, R.F. 1980. Blackfoot River fisheries investigations. Idaho Fish and Game Dept. Proj. No. F-73-R-1. 138p.
- _____ and T.C. Bjornn. 1978. Response of cutthroat trout populations to the cessation of fishing in St. Joe River. Idaho Cooperative Fish. Res. Unit. Proj. No. F-6-R. 40p.
- U. S. Department of Interior and Commerce. 1982. 1980 national survey of fishing, hunting, and wildlife - associated recreation. Washington, D.C. 76p.
- Vincent, E.R., and C. Clancey. 1980. Fishing regulation evaluation of major trout waters. Montana Dept. of Fish Wildl. and Parks. Proj. No. F-9-R-28. 21p.
- Wetherbee, J., W. Hunt and E. Karnaugh-Smith. 1982. A wild trout inventory of the Parks Creek system. Ore. Dept. of Fish and Wildl. 25p.
- Wright, S. 1981. Contemporary Pacific salmon fisheries management. N. Am. Jour. of Fish. Mgmt. 1:29-40.