

Coastal Dungeness Crab Advisory Board Meeting

October 25, 2023

3:00 – 5:00 pm



Proposed Agenda

<u>Time</u>	<u>Topic</u>	<u>Presenter</u>
3:00 – 3:15 PM	Introductions and Purpose of the Meeting	Heather Hall
3:15 – 3:30 PM	22/23 Season Retrospective	Matt George
3:30 – 3:45 PM	23/24 Season Test Fishing Results	Matt George
3:45 – 4:15 PM	State Tribal Management Agreements Update	Heather Hall Matt George
4:15 – 4:30 PM	Electronic Monitoring Update	Robert Morgan
4:30 – 4:45 PM	Conservation Plan Update	Heather Hall Megan Hintz
4:45 – 5:00 PM	Next Steps/Adjourn	Heather Hall



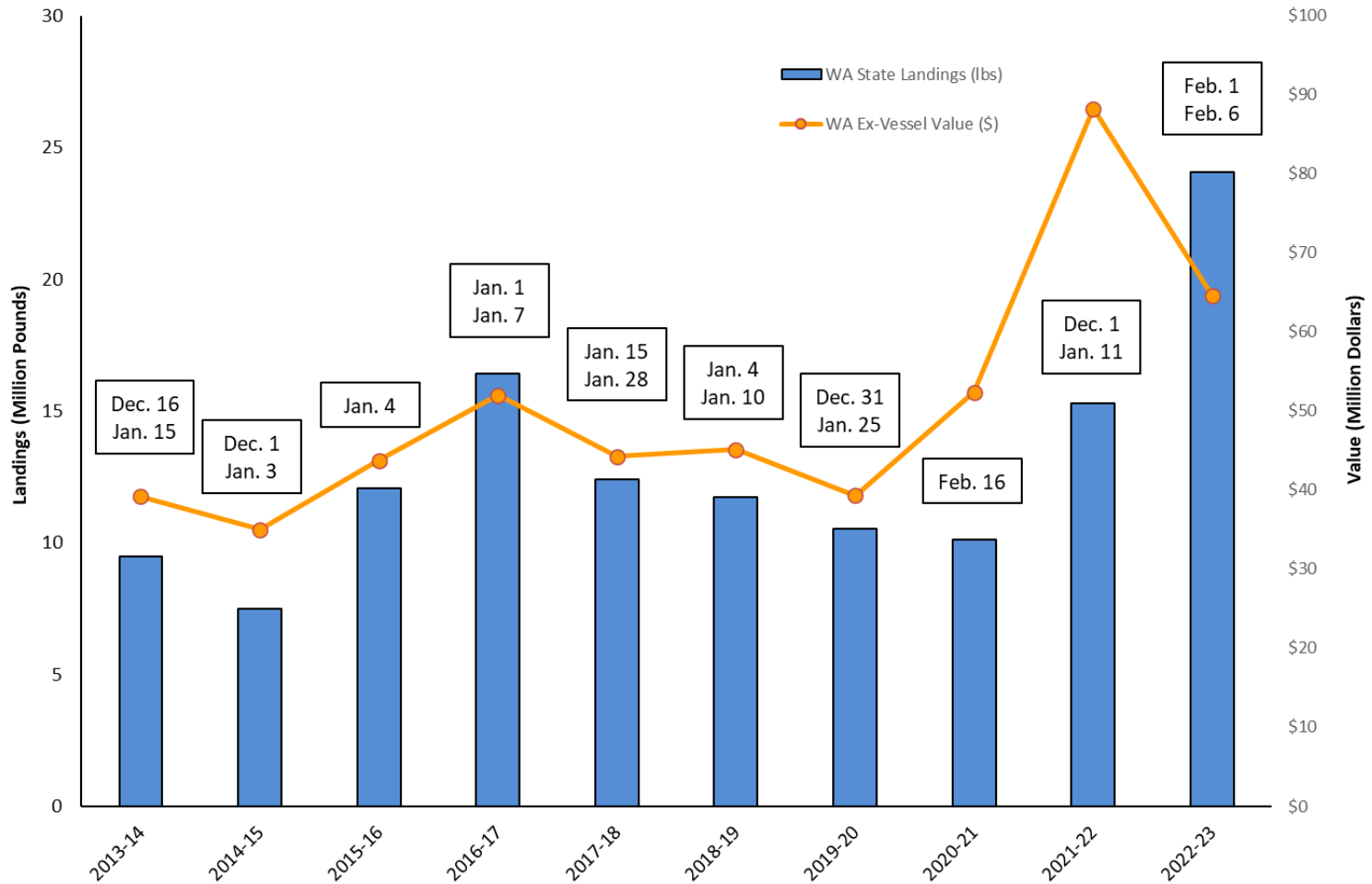
22/23 Season Retrospective

2022/2023 WASHINGTON STATE COASTAL DUNGENESS CRAB CATCH								
STATE LANDINGS								
	59A1	59A2	60A1	60A2*	60B	60C	61	TOTAL
NOV								
DEC								
JAN								
FEB	147,852	98,811	1,676,981	7,680,938	84,870	1,232,303	1,718,734	12,640,489
MARCH	252,599	313,108	1,833,186	3,715,386	38,144	424,240	676,682	7,253,345
APRIL	132,181	247,577	686,504	993,620	33,190	184,886	351,409	2,629,367
MAY	29,991	46,633	202,180	449,983	23,243	91,323	94,161	937,514
JUNE	1,847	39,444	108,544	79,491	17,212	13,475	19,034	279,047
JULY	3,252	12,032	36,796	41,678	21,099	4,070	2,764	121,691
AUG	3,885	1,306	38,813	46,456	34,855	442	1,124	126,881
SEPT	3,105		33,275	23,899	13,584	104		73,967
TOTAL	574,712	758,911	4,616,279	13,031,451	266,197	1,950,843	2,863,908	24,062,301
State thru 9/15/23							TOTAL FOR ALL CATCH AREAS QUINALT	4,452,584
*Includes catch from area 60D Columbia River							TOTAL FOR ALL CATCH AREAS QUILUTE	115,751
							TOTAL FOR MAKAH	104,297
							TOTAL FOR ALL CATCH AREAS HOH	8,562
							TOTAL STATE AND TRIBAL LANDINGS	28,743,495
							TOTAL STATE FISHERY VALUE	\$64,632,247



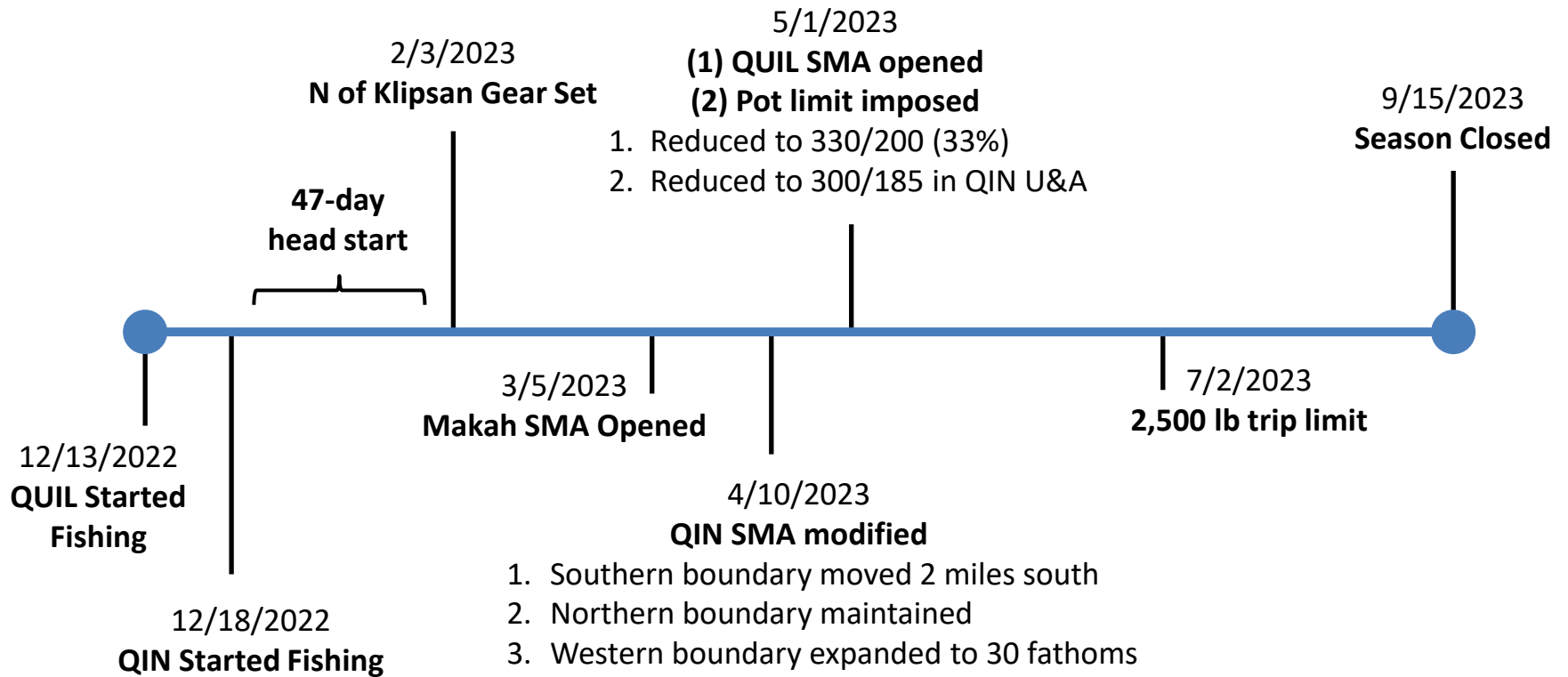
22/23 Season Retrospective

WA State Landings and Ex-vessel Value



22/23 Season Retrospective

Management Actions



23/24 Season Test Fishing Results

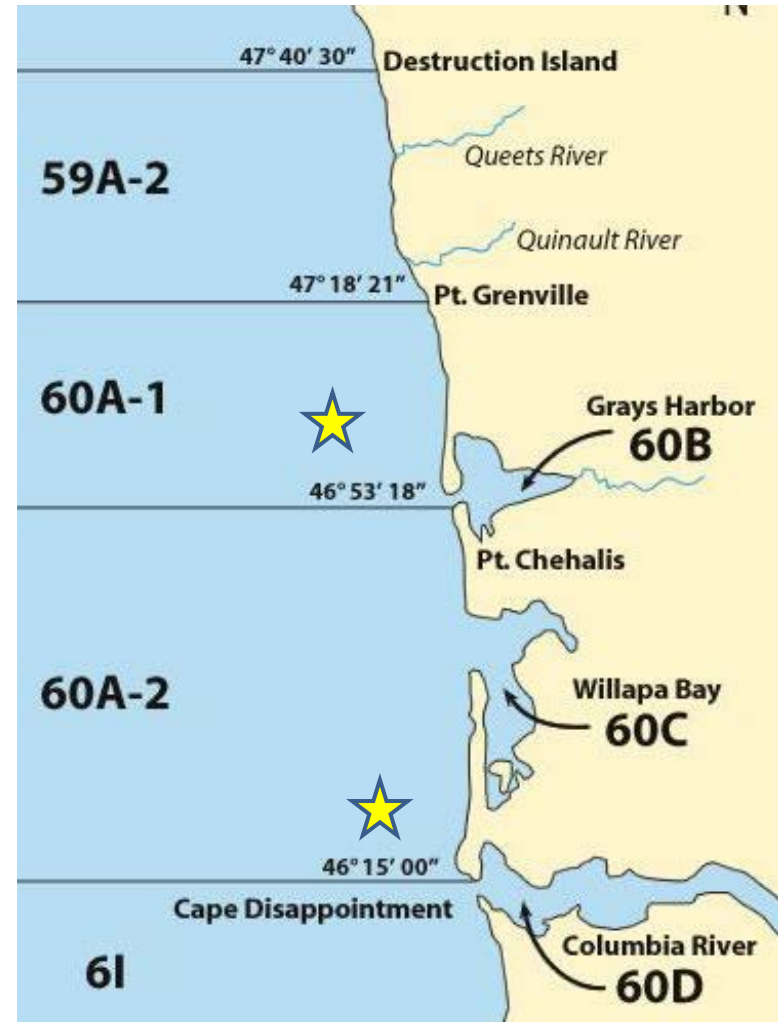
2023-24 Season Pre-test

Location	Date	Meat Recovery
Westport	10/23/23	19.9%
Long Beach	10/22/23	17.8%

2022-23 Season Pre-test

Location	Date	Meat Recovery
Westport	10/18/22	14.7%
Long Beach	10/19/22	14.3%

Next test scheduled for
week of Nov 6



State-Tribal Management Agreements for 2023-2024

- Quileute – Signed Agreement
- Makah – Meeting on 10/25
- Hoh – Meeting next week, two vessels
- Quinault
 - Co-managers have engaged in technical discussions on Aug 29 and Oct 6.
 - Next technical discussion is planned for Nov 21.



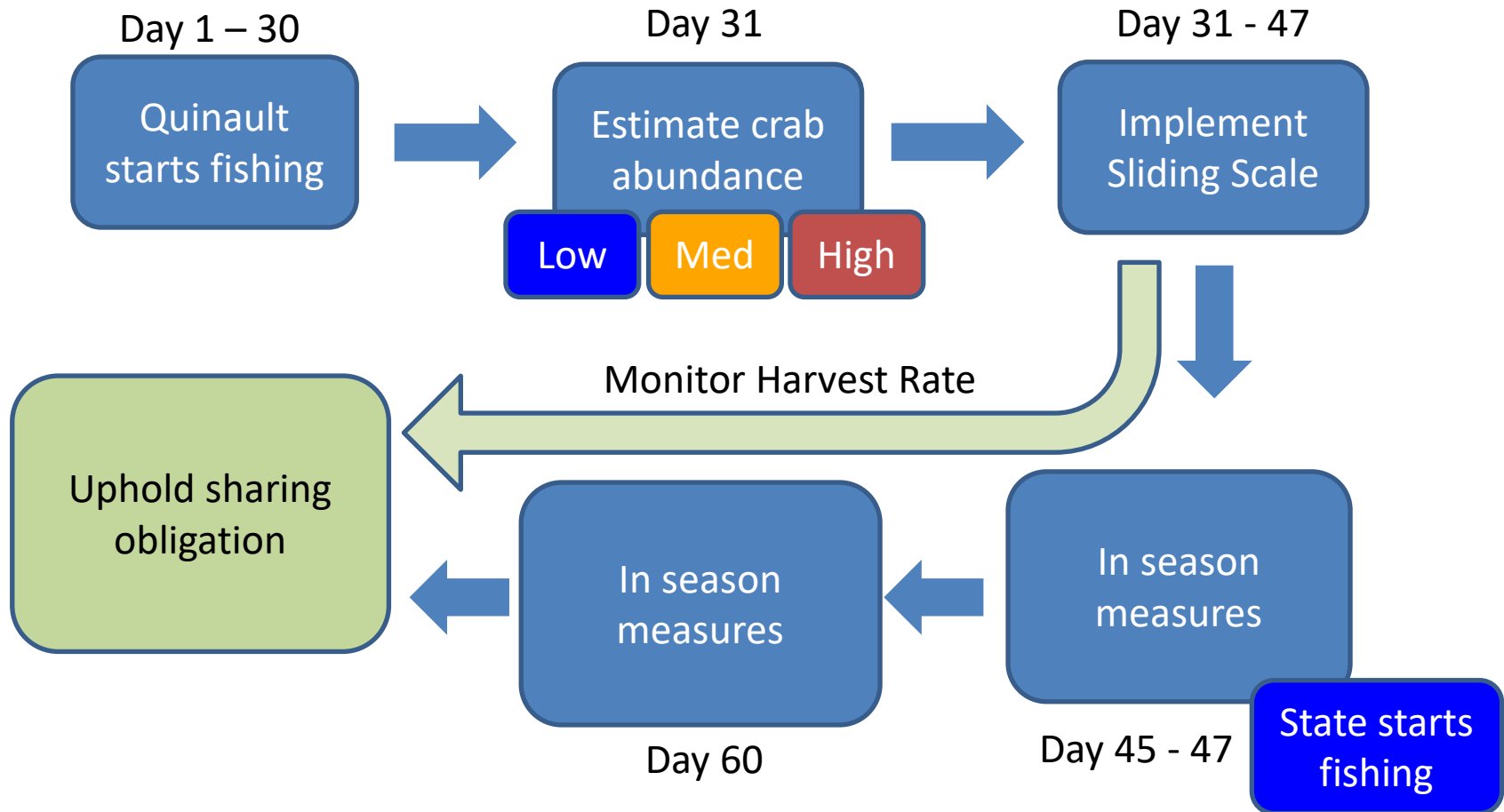
Technical Meetings w/ Quinault

Goal: Develop transparent, science-based processes that can:

1. Inform pre-season and in-season management
2. Be agreed upon prior to, and included within, the co-management agreement



Approach



Management Tools

1. Tribal head start
 - Improve the sliding scale
2. Pot limits
 - Start of season/in-season
3. Area restrictions
 - Start of season/in-season



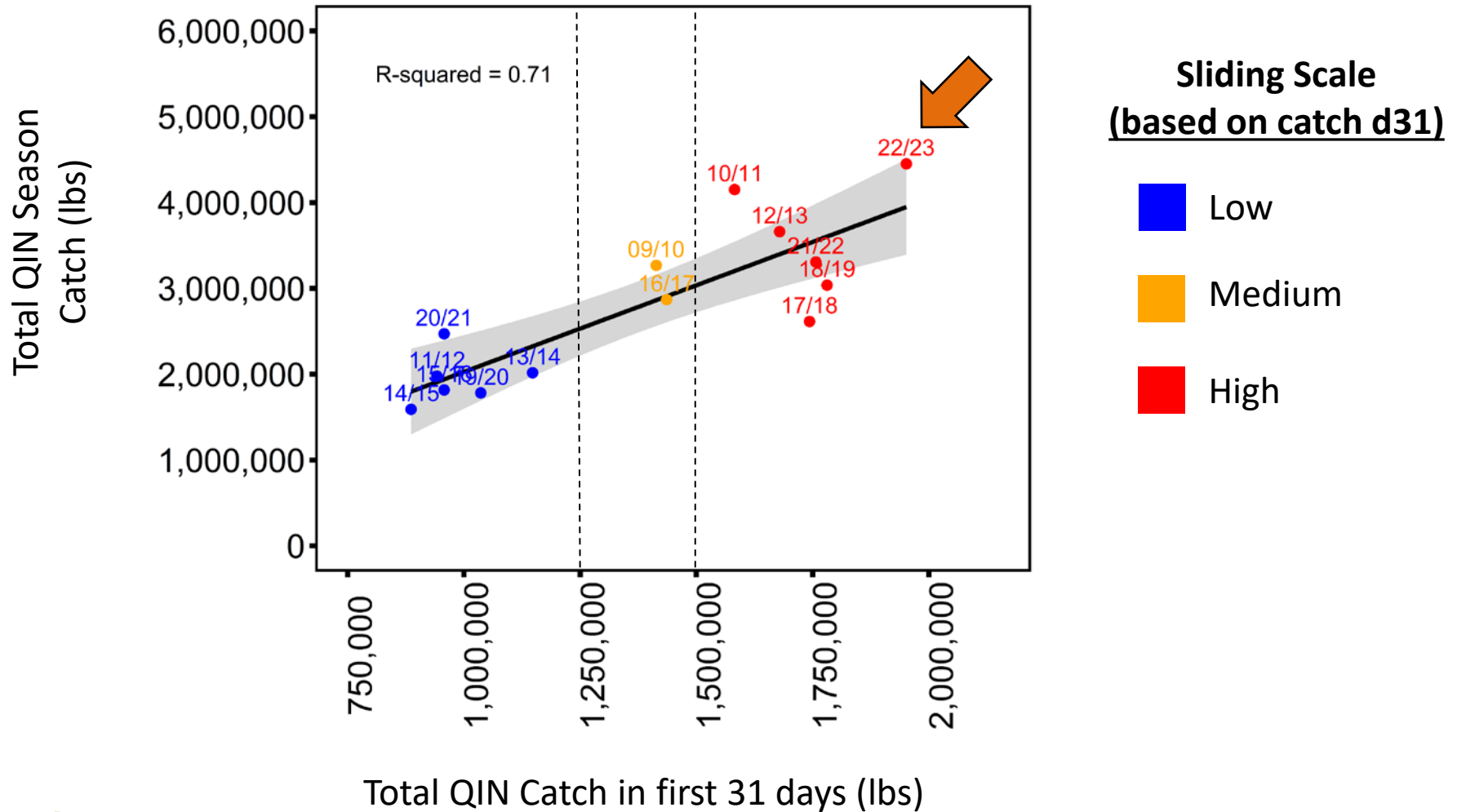
Sliding Scale Methodology

The number of tribal head start days is determined by Quinault's total catch (in lbs) within the first 31 days of fishing:

Season Type	Total in 31	Head Start Days
low	< 1,250,000	45
med	1,250,000 - 1,500,000	46
high	> 1,500,000	47

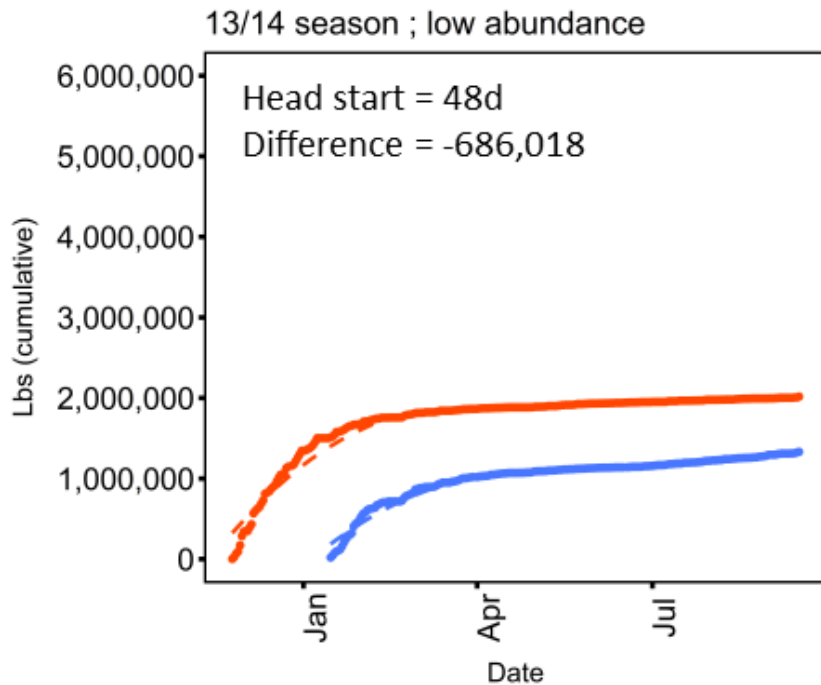


Sliding Scale Methodology

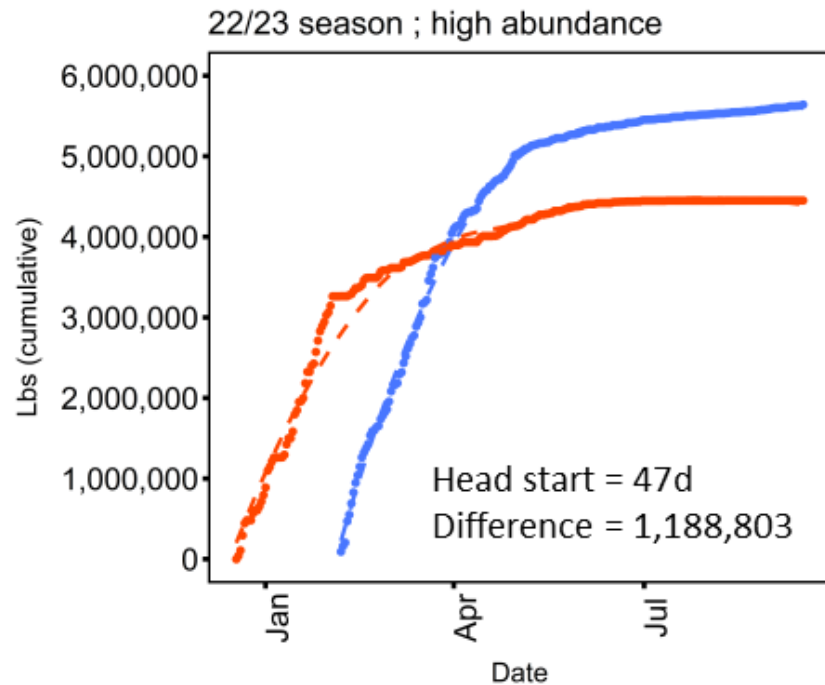


Low vs. High Abundance Years

Quinault
State



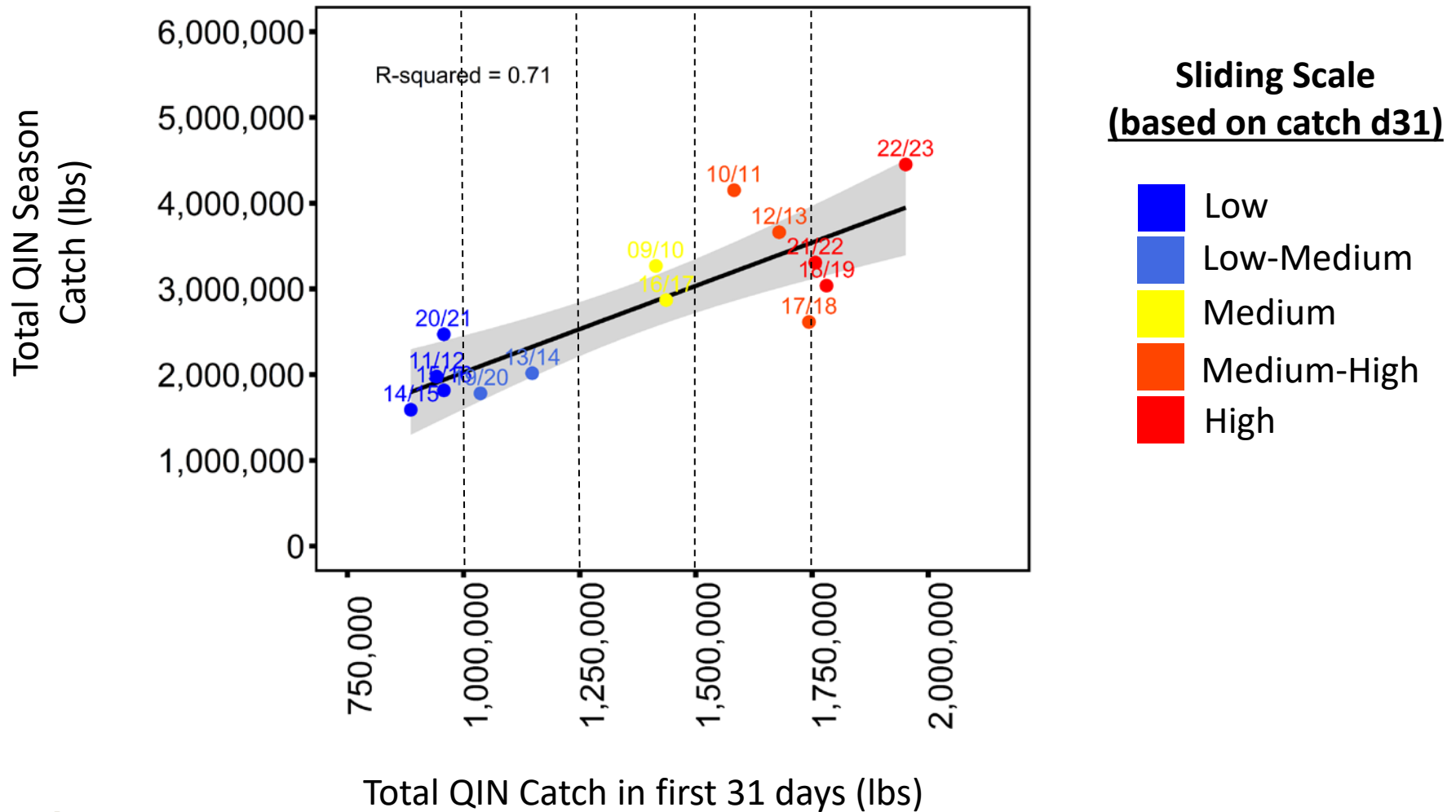
Low = State never catches up



High = State exceeds tribal catch



Can the scale be improved?



New sliding scale proposal

Season Type	Total in 31	Head Start Days
low	< 1,000,000	43
low-med	1,000,000 - 1,250,000	45
med	1,250,000 - 1,500,000	46
med-high	1,500,000 - 1,750,000	47
high	> 1,750,000	49

Ove the past 10 seasons, head start days given have not been linked to crab abundance:

Abundance (old scale)	Head Start Days Given
Low	43 – 48
Medium	44 – 49
High	46 – 49



Electronic Monitoring Update

1. Commission meets on Friday
2. Currently soliciting applications for a free EM system (10/25 deadline for first priority)
3. Technicians will be available to assist with install
4. Rule goes into effect January 1, 2024



Conservation Plan Update

- Conservation Plan (CP) Update: drafting slowed, new WDFW CP Coordinator hired!
- Work on risk reduction measures ongoing
- 2023 Rule Package focused on CP Monitoring Program
 - Gear Marking and Electronic Monitoring
 - Proposed rules build on measures already in place
- 2024 rule to expand line marking requirements, coordination with West Coast states and NMFS



Take Reduction Team

Doc #: 2023-21333 [Federal Register :: Scoping for a Marine Mammal Take Reduction Team to Address Incidental Mortality and Serious Injury of Humpback Whale Stocks in the Pacific](#)

- Section 118(f)(1) of the MMPA requires NMFS to develop and implement TRPs designed to assist in the recovery or prevent the depletion of each strategic stock that interacts with Category I and II fisheries (16 U.S.C. 1387(f)(1))
- WA crab and sablefish pot are Cat II fisheries.
- NMFS is seeking public input on the scope of the TRT
- Additional information relevant to establishing this TRT includes information about the factors associated with risks of humpback whale or other large whale entanglements in U.S. commercial fisheries in the Pacific Ocean.
- NMFS is seeking to identify interested stakeholders who may wish to serve as TRT members.



Questions & Discussion

