

Coastal Dungeness Crab Advisory Board Meeting

January 11, 2024

3:00 – 4:00 pm



Proposed Agenda

<u>Time</u>	<u>Topic</u>	<u>Presenter</u>
3:00 – 3:05 PM	Introductions and Purpose of the Meeting	Heather Hall
3:05 – 3:15 PM	23/24 QIN Catch Update	Matt George
3:15 – 3:20 PM	22-23 Management Measures	Heather Hall
3:20 – 3:50 PM	Proposed Management Measures	Heather Hall
3:50 – 4:00 PM	Next Steps/Questions	Heather Hall Dan Chadwick

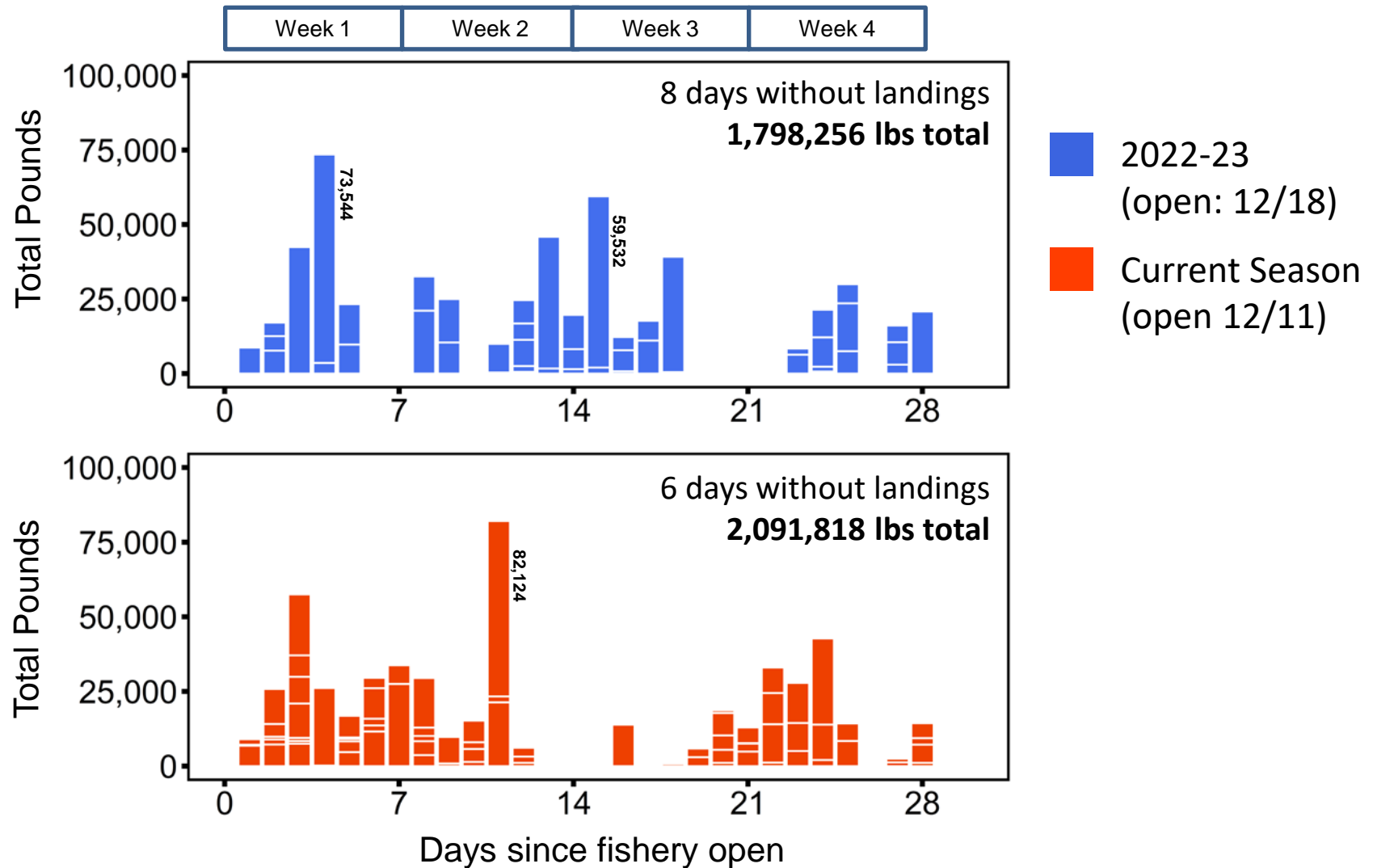


23-24 Quinault Catch Update

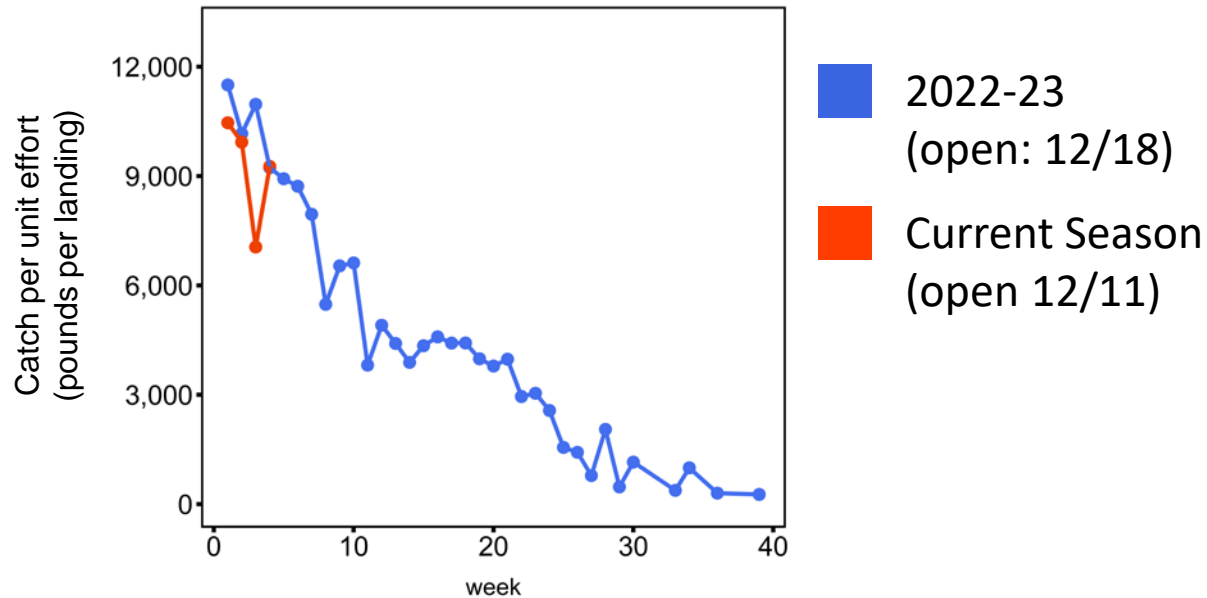
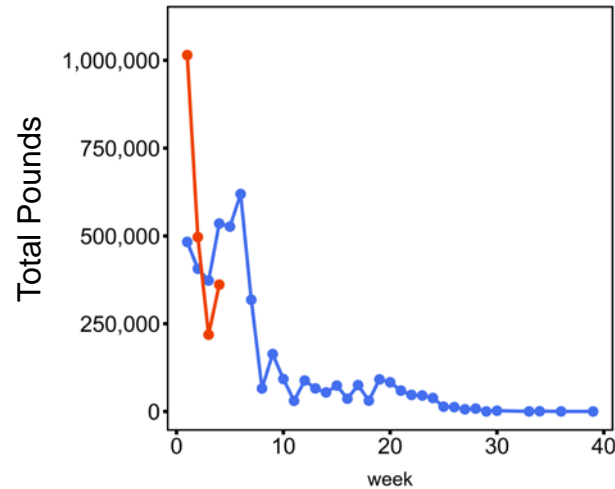
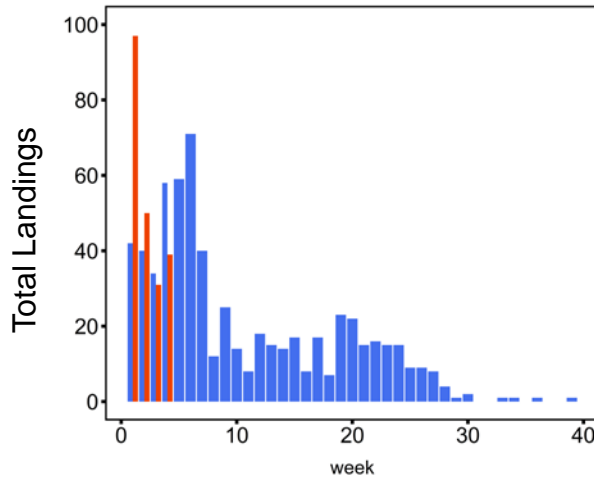
Season	Time Period	Area	Area Pounds	Area Landings	Total Pounds	Total Landings
2022-23	First 28 Days	59A2	41,220	2	1,798,256	174
		60A1	1,749,553	163		
		60B	7,483	9		
2023-24 (current)		59A2	82,127	8	2,091,818	208
		60A1	1,995,634	199		
		60B	14,057	1		



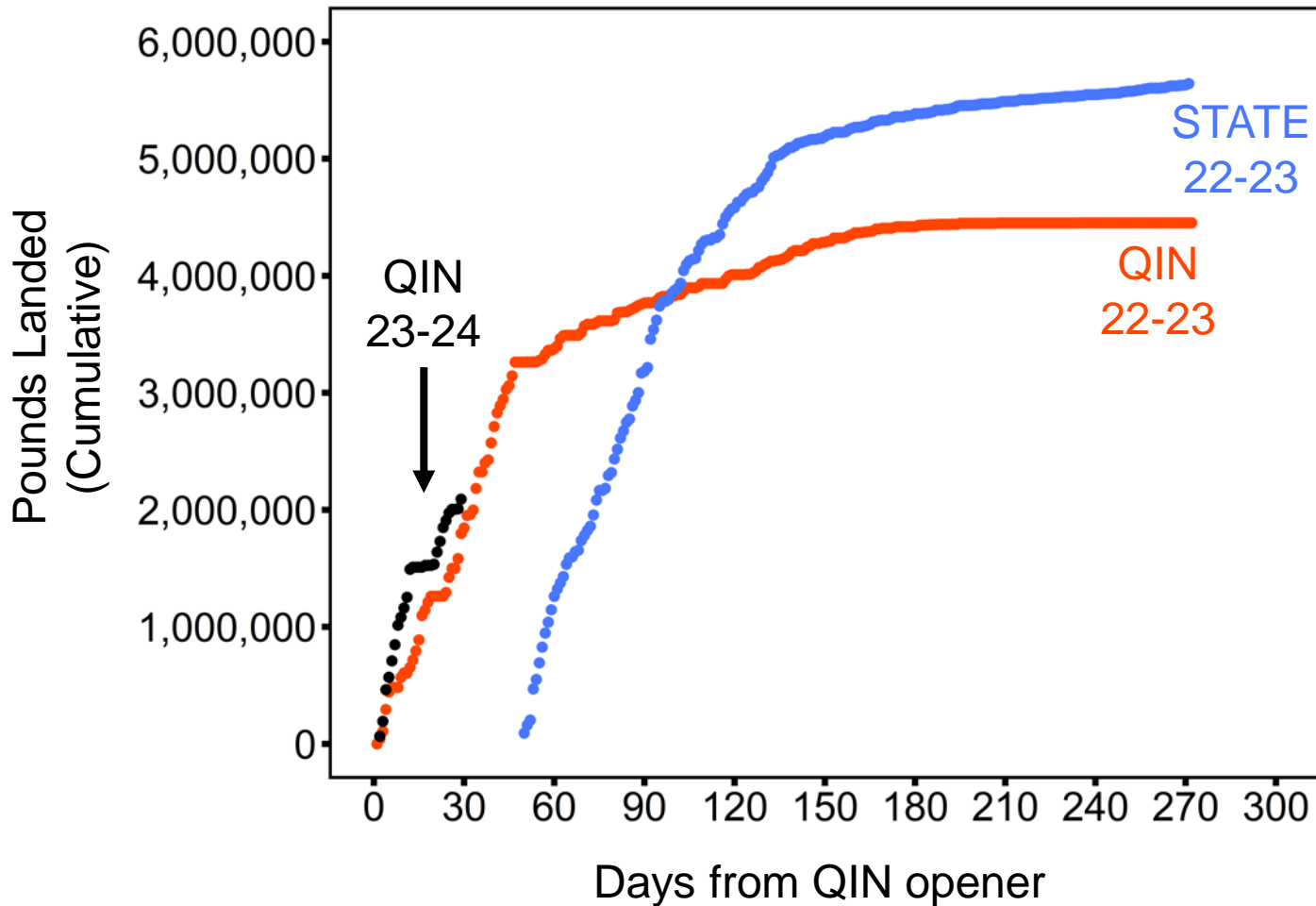
23-24 Quinault Catch Update



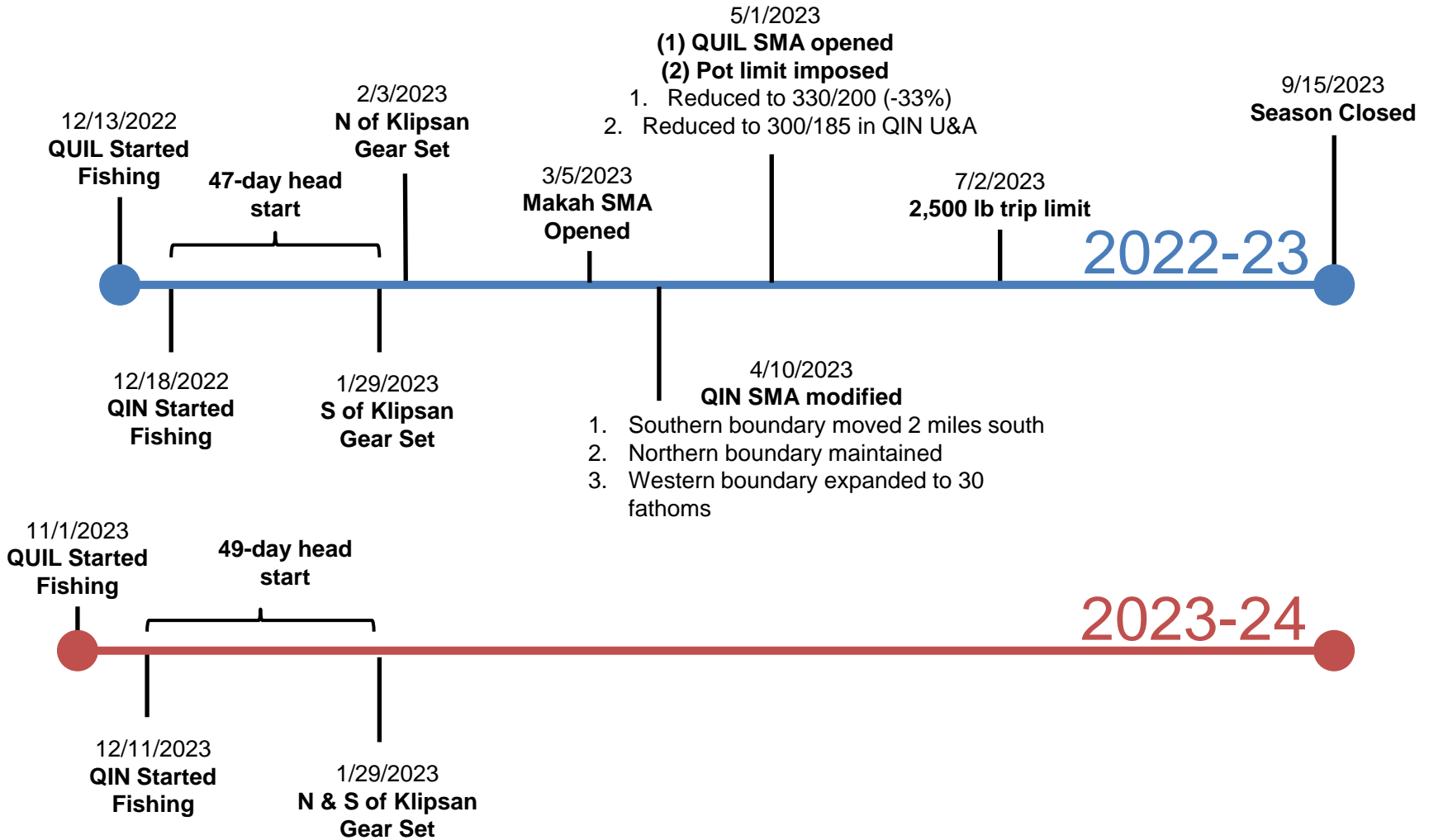
23-24 Quinault Catch Update



23-24 Quinault Catch Update



2022-23 Management Actions



Pot Limits

Management Measures

Pot Limit – starting the season with a pot limit is easier than doing during the season and allows vessels to have extra buoy tags available for inspection

Scenario	Pot Limit	Percent Reduction
Status Quo	500/300	
S. of Klipsan	400/250	-20%
Summer Management	330/200	-33%
2022-23 Inseason (QIN U&A)	300/185	-40%



SMA Revisions

Management Measures

State-QIN management agreement calls for specific changes to the SMA

SMA Revisions

1. A minimum adjustment to the western boundary of 10 fathoms will be a first step.
 - a. Alternative or additional adjustments may be made if agreed to by both parties.
2. A minimum adjustment to the southern and northern boundary of five miles will be a first step.
 - a. Alternative or additional adjustment may be made if agreed to by both parties.



WDFW Proposal

Pot limit:

- Entire coast limited to 400/250 for first 30 days
- 300/185 in U&A, until further notice
 - Additional pots (e.g., extra 100/65) can be fished outside of the U&A

SMA Revisions:

- Evaluate catch rate for potential March 1 adjustment



Scenarios

Scenario	Entire Coast	U&A	Advantage	Disadvantage
Scenario 1 (no limit)	500/300	500/300	<ol style="list-style-type: none"> 1. Industry supported 2. Flexible – can observe state catch during first 30 days, impose pot limits later 	<ol style="list-style-type: none"> 1. Majority of catch within first two month; without pot limits in the first month, could limit utility
Scenario 2 (strict)	400/250 (-20%)	300/185 (-40%)		
Scenario 3 (moderate)	400/250 (-20%)	330/200 (-33%)		
Scenario 4 (light)	500/300	330/200 (-20%)		



Questions & Discussion

