

Coastal Dungeness Crab Advisory Board Meeting

January 16, 2024

2:00 pm



2022-2023 State-Quinault Season

Total

	59A-2	60A-1	60B	Total
QIN	512,266	3,910,784	29,534	4,452,584
STATE	758,911	4,616,279	266,197	5,641,387
TOTAL	1,271,177	8,527,063	295,731	10,093,971
QIN	40%	46%	10.0%	44.1%
STATE	60%	54%	90.0%	55.9%

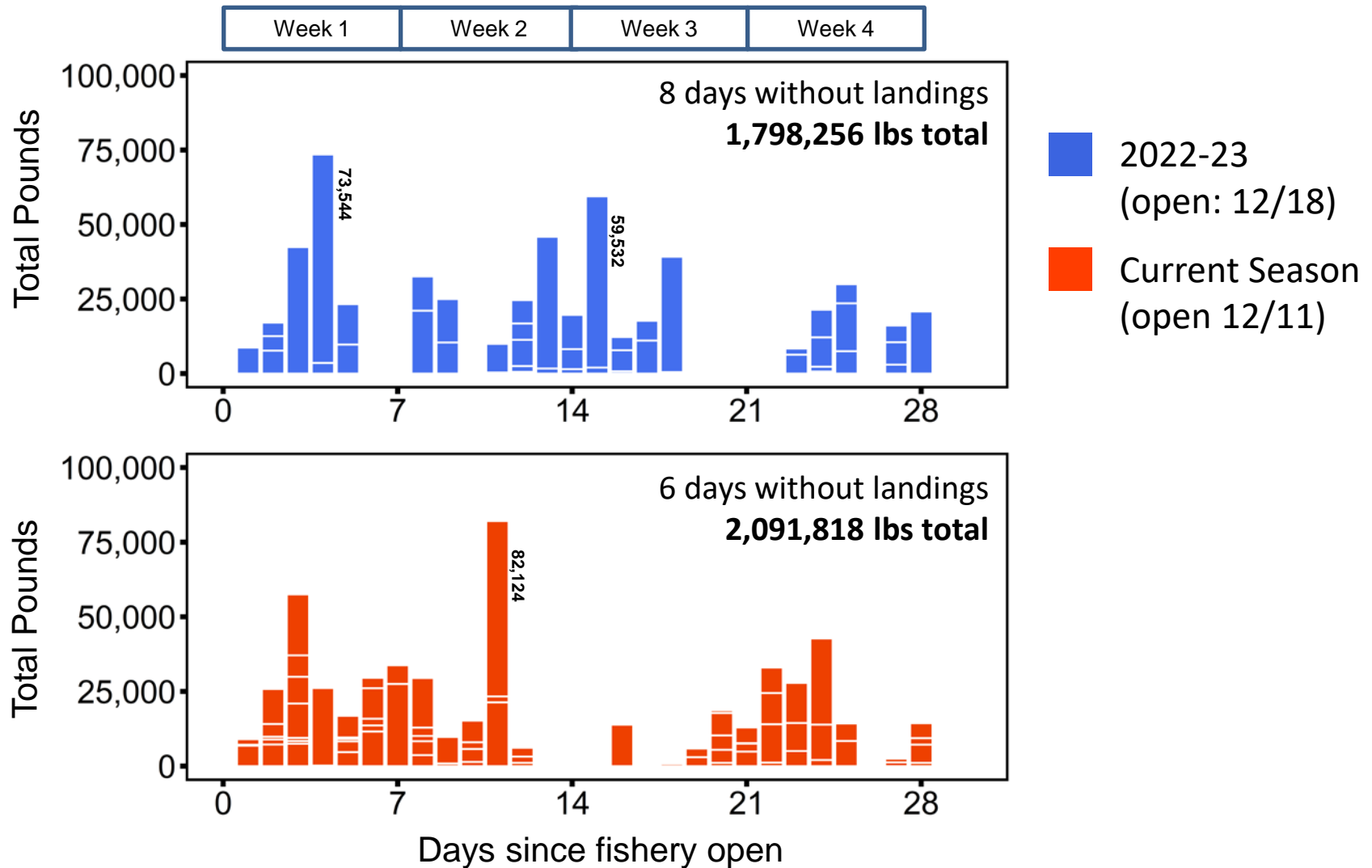


23-24 Quinault Catch Update

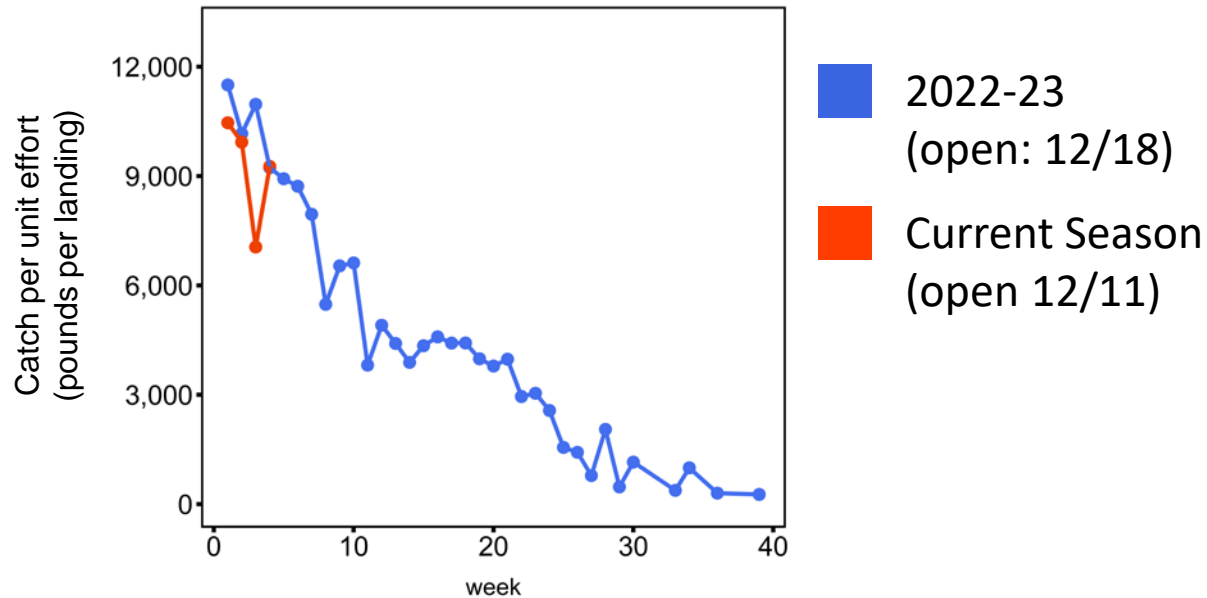
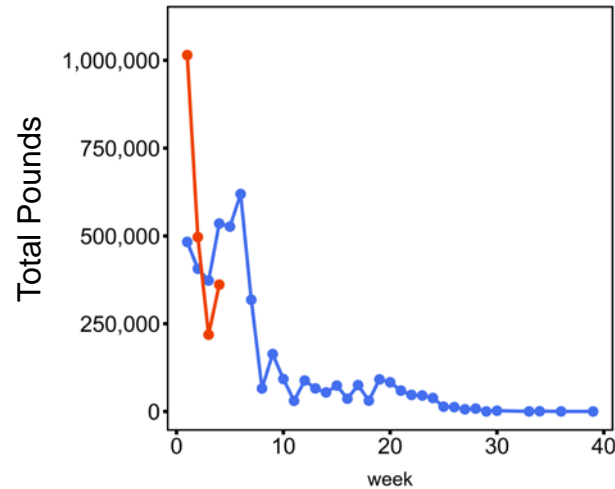
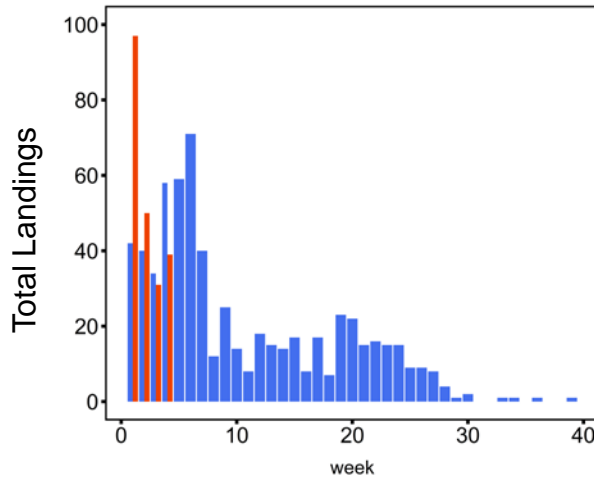
Season	Time Period	Area	Area Pounds	Area Landings	Total Pounds	Total Landings
2022-23 (start 12/18/22)	First 28 Days	59A2	41,220	2	1,798,256	174
		60A1	1,749,553	163		
		60B	7,483	9		
2023-24 (start 12/11/23)		59A2	82,127	8	2,091,818	217
		60A1	1,995,634	199		
		60B	14,057	10		



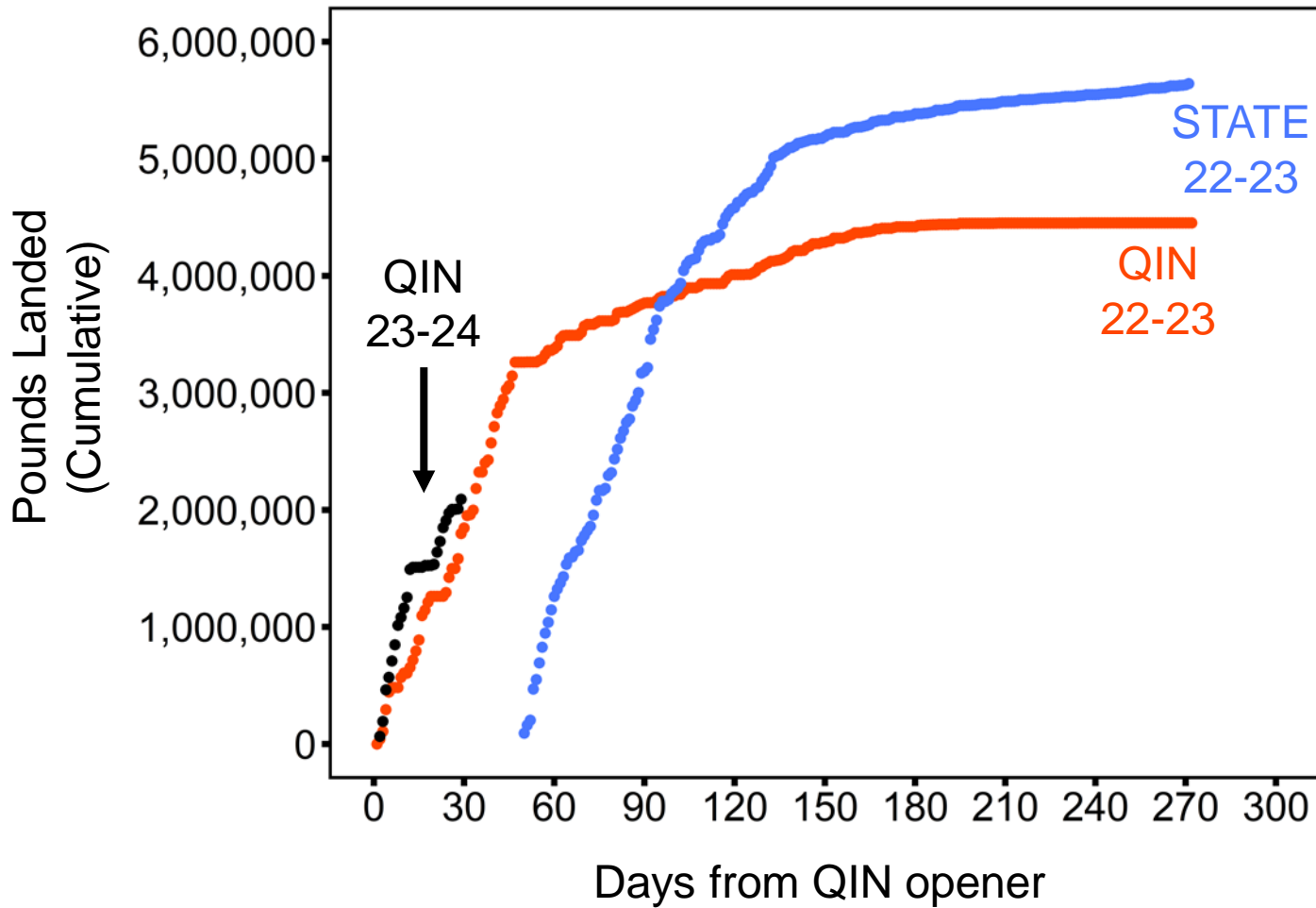
23-24 Quinault Catch Update



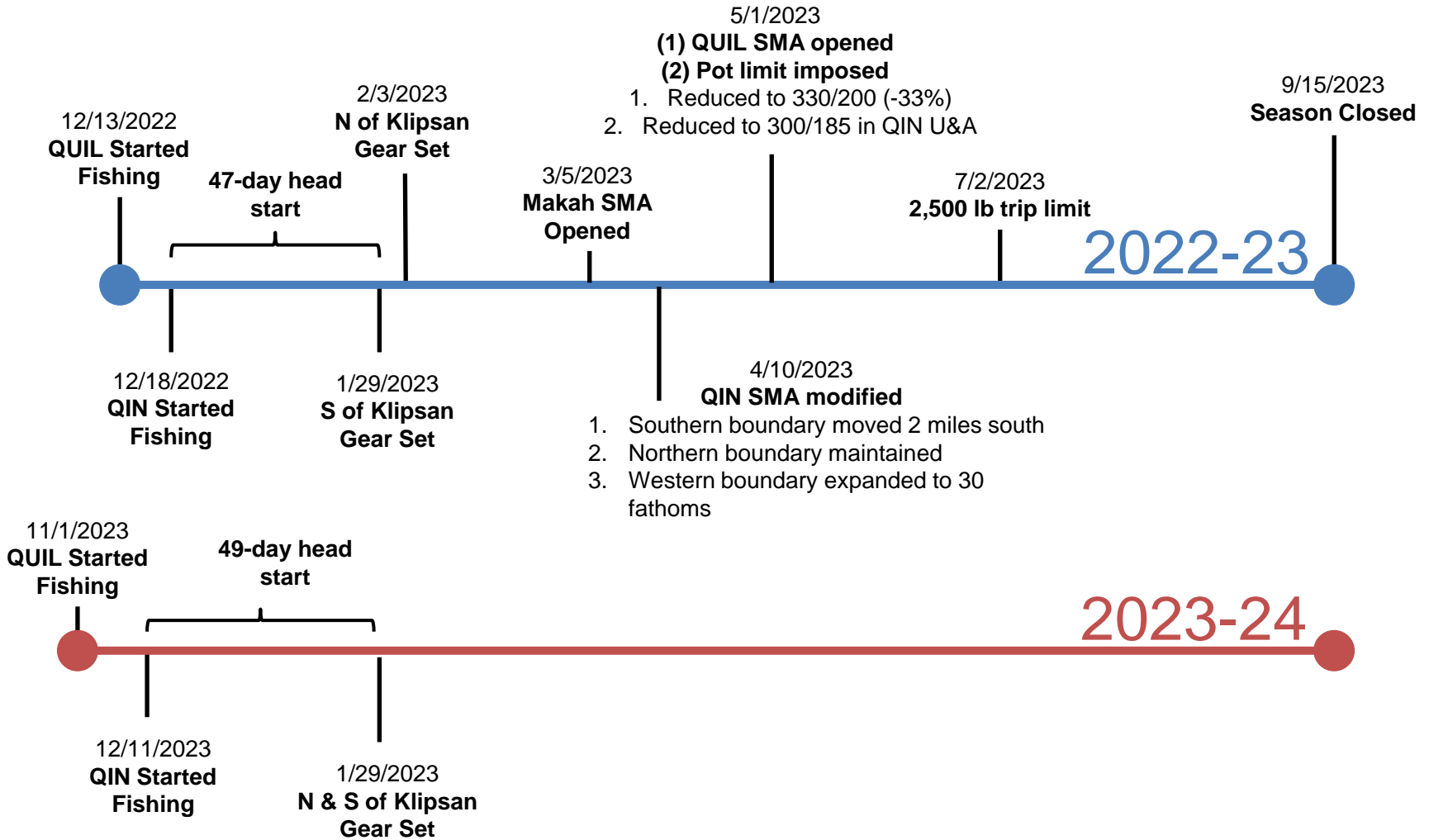
23-24 Quinault Catch Update



23-24 Quinault Catch Update



2022-23 Management Actions



SMA Revisions

Management Measures

2023-2024 State-QIN management agreement calls for specific changes to the SMA

SMA Revisions

1. A minimum adjustment to the western boundary of 10 fathoms will be a first step.
 - a. Alternative or additional adjustments may be made if agreed to by both parties.
2. A minimum adjustment to the southern and northern boundary of five miles will be a first step.
 - a. Alternative or additional adjustment may be made if agreed to by both parties.



Pot Limits

Management Measures

Pot limits have been used to reduce fishing effort to address state tribal harvest sharing, reduce crowding, and reduce the number of lines in the water to minimize marine life entanglements

Scenario	Pot Limit	Percent Reduction
Status Quo	500/300	
S. of Klipsan	400/250	-20%
Summer Management	330/200	-33%
2022-23 Inseason (QIN U&A)	300/185	-40%



WDFW Proposal

Pot limit:

- Entire coast limited to 400/250 for first 30 days
- 300/185 in U&A, until further notice
 - Additional pots (e.g., extra 100/65) can be fished outside of the U&A

SMA Revisions:

- Evaluate catch rate for potential March 1 adjustment



AB Input

- Pot limit preferred to SMA change
- WDFW Pot limit proposal is too extreme, doesn't leave room for additional action if needed
- Concern for overcrowding if additional pots are allowed outside of the U&A
 - Because of crowding south of Pt. Chehalis, vessels that normally fish south of GH will fish north and increase the number of pots in the U&A
- Inseason pot reduction is preferred approach – use summer buoy tags/EM for enforcement
 - Allow for state season to get underway, evaluate catch before acting
- If a pot limit is implemented at the start of the season, only 10% reduction, if you fish in the U&A, those are the only pots you fish, nothing outside the U&A



Scenario	Outside U&A	U&A	Advantage	Disadvantage
Scenario 1 (no limit)	500/300	500/300	<ol style="list-style-type: none"> 1. Industry supported 2. Flexible – can observe state catch during first 30 days, impose pot limits later 	<ol style="list-style-type: none"> 1. Majority of catch within first two month; without pot limits in the first month, could limit utility
Scenario 2 (strict)	400/250 (-20%)	300/185 (-40%)	<ol style="list-style-type: none"> 1. Shows strong commitment to addressing harvest sharing when abundance appears to be high 2. May be significant enough to avoid changes to the SMA 3. Applies pot limit coastwide 4. Addresses gear crowding outside of U&A 5. Easier to put more pots out than bring them in 	<ol style="list-style-type: none"> 1. Doesn't allow evaluation of actual state catch prior to acting 2. No room to reduce pot limit if additional action is needed



Scenario	Outside U&A	U&A	Advantage	Disadvantage
Scenario 3 (moderate) If you fish in the U&A, you can place remaining gear outside	400/250 (-20%)	330/200 (-33%)	<ol style="list-style-type: none"> Shows commitment to addressing harvest sharing when abundance appears to be high <u>May avoid changes to the SMA</u> Applies pot limit coastwide Addresses gear crowding outside of U&A Some ability to reduce pot limit if additional action is needed 	<ol style="list-style-type: none"> Doesn't allow evaluation of actual state catch prior to acting More difficult to bring pots in, could be slow, reduce effectiveness
Scenario 4 (moderate) If you fish in the U&A, pot limit applies across all areas	500/300	330/200 (-33%) or 400/250 (-20%)	<ol style="list-style-type: none"> Shows commitment to addressing harvest sharing when abundance appears to be high Some ability to further reduce pot limit if additional action is needed 	<ol style="list-style-type: none"> 400/250 in U&A may not be effective at reducing impact on catch; May require a change to the SMA
Scenario 5 (moderate)	400/250 (-20%)	400/250 (-20%)	<ol style="list-style-type: none"> Applies reduction to everyone Could be in place for 30-days only south of Pt. Chehalis and adjusted in the north if needed 	<ol style="list-style-type: none"> Higher pot limit could reduce impact on catch May require a change in SMA



Questions & Discussion

