



*Washington Department of*  
***FISH and WILDLIFE***

# **Recreational Crab & Shrimp Advisory Committee Meeting**

**March 21, 2024**

**12:00 pm – 3:00 pm**

# Meeting Topics



- 1) Housekeeping
- 2) 2024 Shrimp Season Planning
- 3) 2024 Shrimp/Crab Management Plans Update
- 4) Shrimp Test Fishing Schedule
- 5) Crab Test Fishing Summary MA 11 & MA 13

## *Break*

### 6) 2024 Crab Topics

- Winter Catch and CRC Reporting
- MA 8-1/8-2 Discussion
- Softshell Retention Discussion
- Website Updates


### 7) Misc. Updates

- Electronic CRC if time permits
- Advisor feedback and comments



# Crab/Shrimp Staff

**Katelyn Bosley**  
Puget Sound Crustacean Lead  
(360) 302-3030 ext. 319  
katelyn.bosley@dfw.wa.gov



**Blair Winnacott**  
Recreational Crustacean Biologist  
(425) 758-5082  
Blair.Winnacott@dfw.wa.gov



**Amy Pumputis**  
Scientific Technician 3  
(425) 341-2075  
Amy.Pumputis@dfw.wa.gov



**Aaron Dufault**  
Puget Sound Shellfish Manager  
(360) 584-6195  
aaron.dufault@dfw.wa.gov



**Don Velasquez**  
Recreational Crustacean Biologist  
(425) 725-3038  
Donald.Velasquez@dfw.wa.gov



**Daniel Sund**  
Commercial Crustacean Biologist  
(360) 302-3030 ext. 321  
Daniel.Sund@dfw.wa.gov

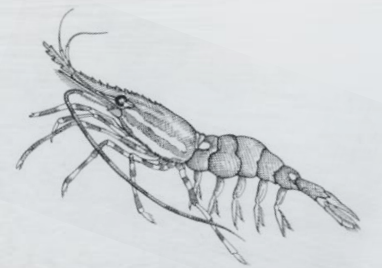


# Housekeeping

## Volunteer Registration

- All advisory group members need to be registered in WDFW's CERVIS volunteer system
- This allows group members to:
  - Track volunteer hours
  - Submit requests for reimbursements and/or compensation
  - Members may be compensated to attend meetings and performing other advisory group duties
    - Travel (lodging meals and mileage)
    - Hourly compensation
    - Childcare or dependent care
- Eligibility for either those who are low income OR has lived experience relevant to work group AND isn't already being compensated for their participation
- Promote equity and access
- WDFW staff will follow up with RCSAC members to complete the registration process

# 2024 Shrimp Season Planning



# 2023 Spot Shrimp Seasons Overview

Area	Days	Dates	Total Harvest (lbs)
MA 4	114	May through Sept 15.	500
MA 5	114	May 25 through Sept 15.	800
MA 6 Discovery Bay	3	5/26, 6/22, 7/25	1,080
MA 6 outside Disco Bay	19	5/25-5/28, 6/8-6/10, 6/22-6/24, 7/7 - 7/10, 7/21-7/25	24,854
MA 7 South	18	5/25-5/28, 6/8-6/10, 6/22-6/24, 8/7-8/14	19,489
MA 7 East	7 (19)	5/25-5/28, 6/8-6/10, 6/22-6/24, 7/7 - 7/10, 7/21-7/25	8,759
MA 7 West	22	5/25-5/28, 6/8-6/10, 6/22-6/24, 7/7-7/10, 8/7-8/14	32,751
MA 8-1, 8-2	4	5/25, 6/9, 6/22, 7/25	22,499
MA 9	1	5/25	4,747
MA 10 inside Elliott Bay	3	5/25, 6/22, 7/25	5,319
MA 10 outside Elliott Bay	1	5/25	4,920
MA 11	2	5/25, 6/9	2,526
MA 12	4	5/26, 6/9, 6/11, 6/24	98,584
<b>ALL AREAS TOTAL</b>			<b>226,829</b>

# 2024 Spot Shrimp Seasons – Considerations

## Primary Considerations

- Agreed harvest quotas
- Tides and currents
- Weekend and weekday opportunities *when possible*
- Availability of creel samplers
- Keeping effort distributed between areas
- Opportunities through summer if possible
- Tribal harvest dates
- Navy range activity (Hood Canal)
- Limited hours can focus data collection, improve estimates, and allow for more days

# 2024 Spot Shrimp Seasons Preliminary version 1

Area	Days	Dates	Hours
MA 4	114	5/16 – 9/15	Daylight hrs
MA 5	114	5/16 – 9/15	Daylight hrs
MA 6 Discovery Bay	1 (2)	5/17, 5/30	9 am – 1 pm
MA 6 outside Disco Bay	15 (18)	5/16-5/18, 5/30-6/2, 6/13-6/16, 6/27-30, 7/26-7/28	Daylight hrs
MA 7 South	7 (11)	5/16-5/18, 5/30-6/2*, 6/13-6/16*	Daylight hrs
MA 7 East	3 (7)	5/16-5/18, 5/30-6/2	Daylight hrs
MA 7 West	15 (21)	5/16-5/18, 5/30-6/2, 6/13-6/16, 6/27-30, 7/26-7/28, 8/10 - 8/12	Daylight hrs
MA 8-1, 8-2	2 (3)	5/16, 5/30, 6/13	9 am – 1 pm
MA 9	1	5/16	9 am – 1 pm
MA 10 inside Elliott Bay	1 (2)	5/16, 5/30	9 am – 1 pm
MA 10 outside Elliott Bay	1	5/16	9 am – 1 pm
MA 11	1	5/16	9 am – 1 pm
MA 12	4 (5)	5/17, 5/18, 5/30, 6/15, 6/28	9 am – 1 pm

\* 23AE portion only



# 2024 Spot Shrimp Seasons Preliminary version 2

Area	Days	Dates	Hours
MA 4	114	5/16 – 9/15	Daylight hrs
MA 5	114	5/16 – 9/15	Daylight hrs
MA 6 Discovery Bay	1 (2)	5/17, 5/30	9 am – 1 pm
MA 6 outside Disco Bay	12 (18)	5/16-5/18, 5/30-6/1, 6/13-6/15, 6/27-29, 7/11-7/13, 7/26-7/28	Daylight hrs
MA 7 South	6 (12)	5/16-5/18, 5/30-6/1*, 6/13-6/15*, 6/27-29*	Daylight hrs
MA 7 East	3 (6)	5/16-5/18, 5/30-6/1	Daylight hrs
MA 7 West	15 (21)	5/16-5/18, 5/30-6/1, 6/13-6/15, 6/27-29, 7/11-13, 7/26-7/28, 8/10 - 8/12	Daylight hrs
MA 8-1, 8-2	2 (3)	5/16, 5/30, 6/13	9 am – 1 pm
MA 9	1	5/16	9 am – 1 pm
MA 10 inside Elliott Bay	1 (2)	5/16, 5/30	9 am – 1 pm
MA 10 outside Elliott Bay	1	5/16	9 am – 1 pm
MA 11	1	5/16	9 am – 1 pm
MA 12	4 (5)	5/17, 5/18, 5/30, 6/15, 6/28	9 am – 1 pm

\* 23AE portion only

# 2024 Shrimp Management Plans

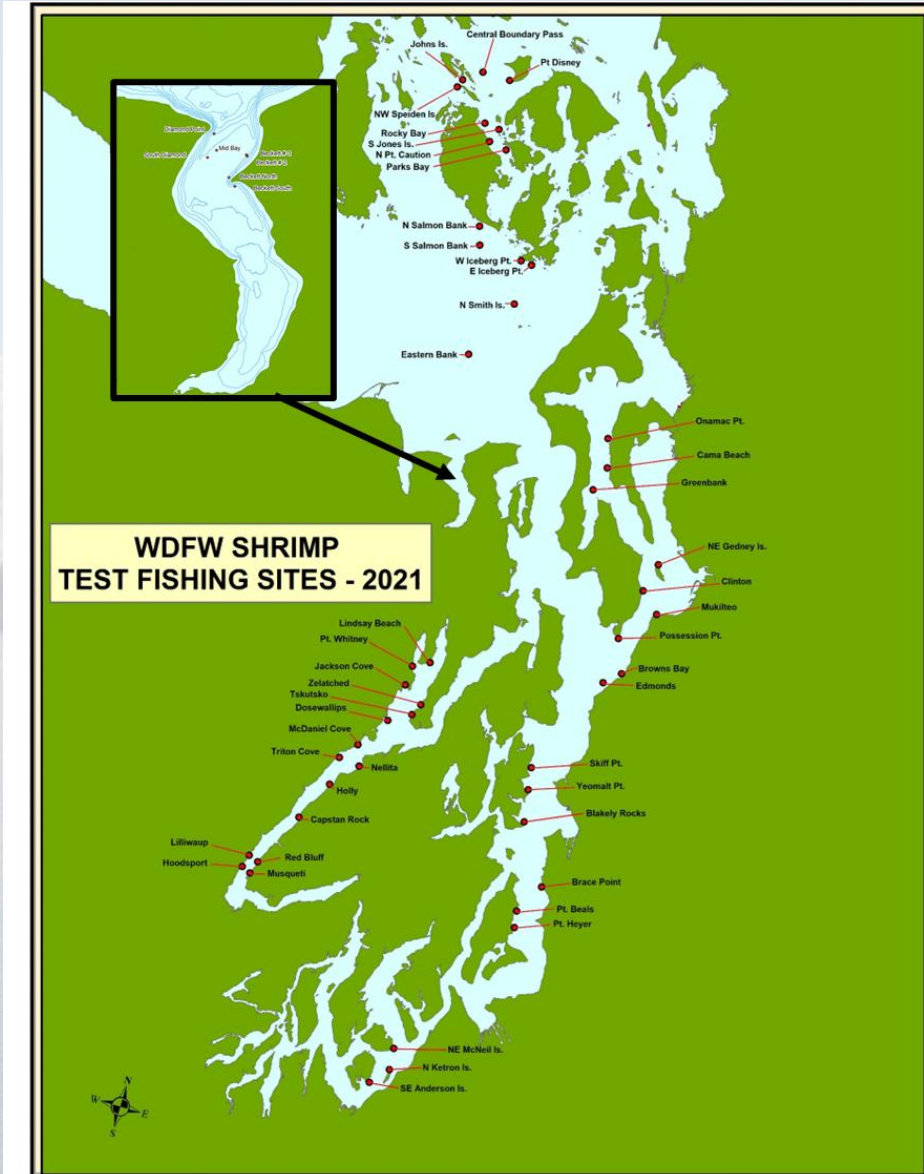
Shrimp Region	Marine Areas	Signed Plan in 2023?	Signed Plan for 2024?	Notes
1	7	Y	Unlikely	Main issue is recreational effort estimates.
2E	8-1, 8-2	Y	Likely	None identified.
2W	9	Y	Likely	None identified.
3	4 east, 5, 6	Y	TBD	Pending adequate creel and effort coverage
4	10	Y	Likely	None identified.
5	12	Y	Likely	Attention to quota adjustment in-season.
6	11 and 13	Y	Likely	None identified.

# 2024 Crab Management Plans

Crab Region	Marine Area(s)	Signed Plan in 2023?	Signed Plan for 2024?	Main Issues
1	7	N	Unlikely	Recreational reporting, catch accounting
2E	8-1, 8-2	N	Unlikely	Recreational reporting, catch accounting
2W	9	Y	Likely	Recreational reporting, catch accounting
3	4 east, 5, 6	N	?	Recreational reporting, catch accounting
4	10	N	Unlikely	Recreational reporting, catch accounting
5	12	N	Likely	Recreational reporting, catch accounting and ?
6	11	Y	Unlikely	Disagreement over quota and bias correction
7	13	Y	Likely	Likely only because harvest is not anticipated

# 2024 Shrimp Test Fisheries

- Just beginning spring test fishing
- Second year of sampling non-spots in MA 13



# 2024 Shrimp Test Fisheries - Schedule

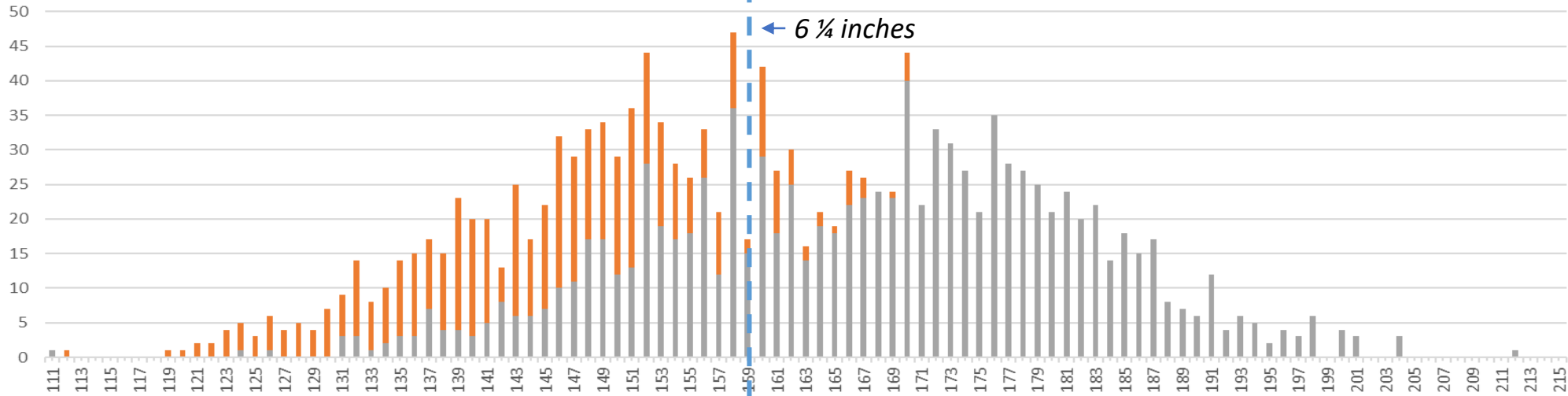
Marine Area(s)	Dates	Notes
6 and 7	March 19-21	Recent spot abundance has been good.
8, 9, and 10	March 26-28	Fall spot abundance in 9 and 10 was very poor.
12	April 8-12	Recent spot abundance has been very good.
11 and 13	April 16-18	Recent spot abundance has been poor.
Discovery Bay	April 22-23	Recent spot abundance has been stable.



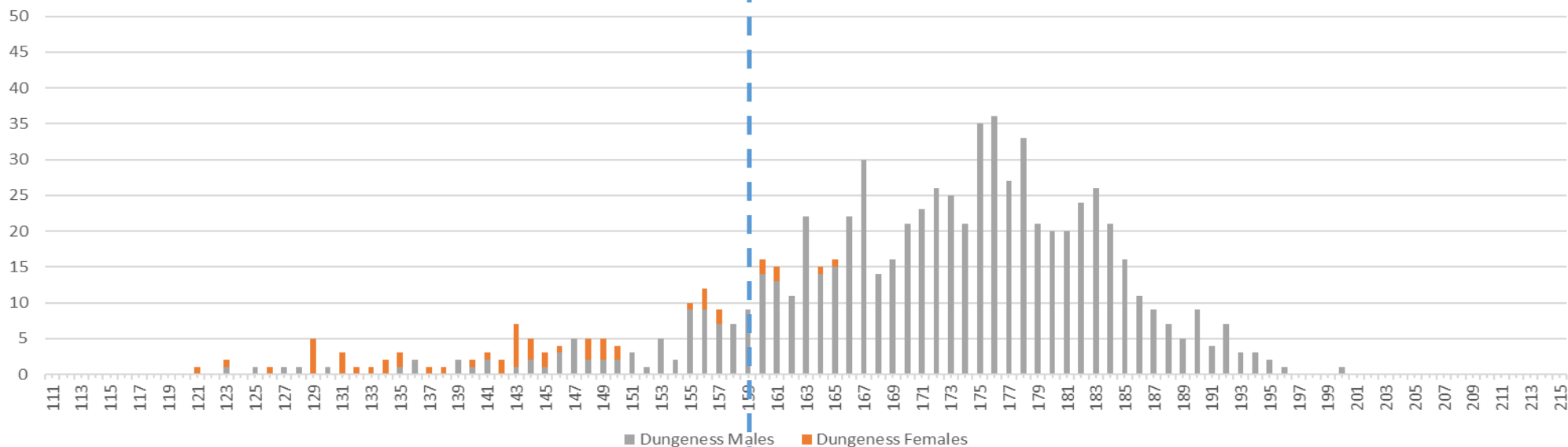
# 2024 Crab Test Fishery – MA 11 update



Dungeness Crab Carapace Widths in mm  
Crab Region 6 (MA 11), Feb/Mar 2014 - 71 pots with 1,505 Dungeness crab



Dungeness Crab Carapace Widths in mm  
Crab Region 6 (MA 11), Jan 2024 - 58 pots with 766 Dungeness crab



Legal Size Males  
10.5 per pot

Females  
6.4 per pot

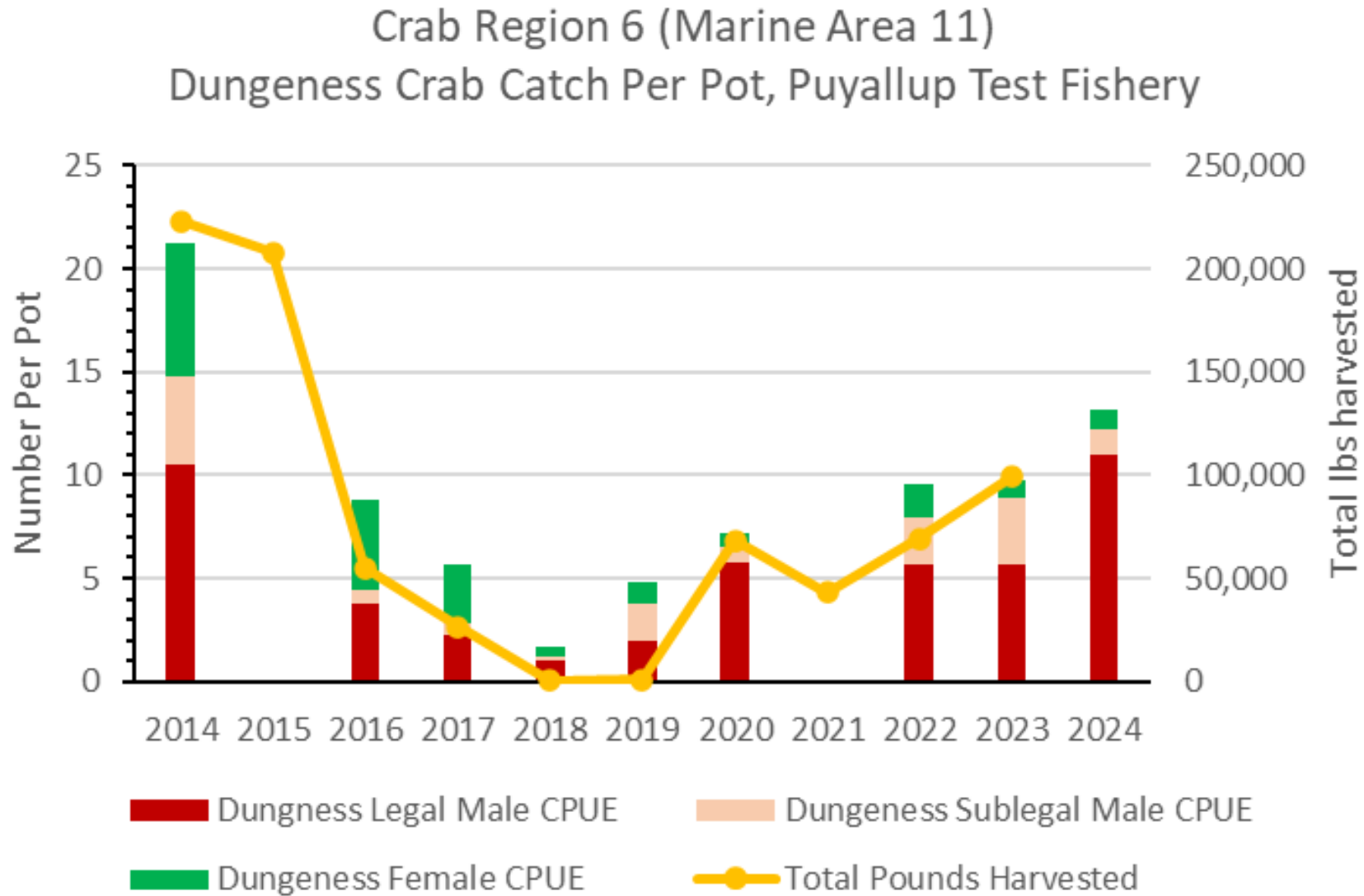
Sublegal Males  
4.3 per pot

Legal Size Males  
11.0 per pot

Females  
1.0 per pot

Sublegal Males  
1.3 per pot

# 2024 Crab Test Fishery – MA 11 update

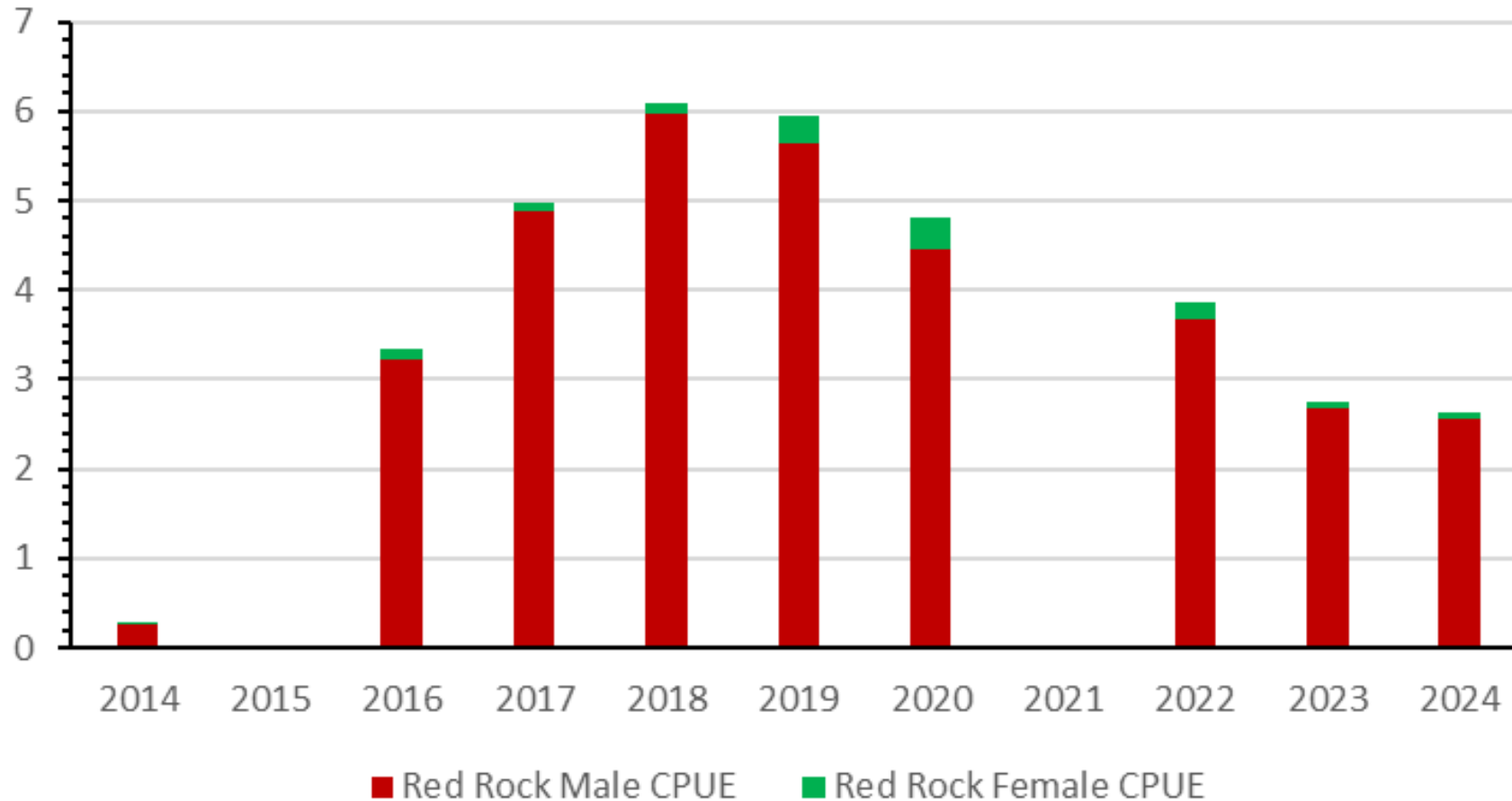


- Puyallup Tribe samples this area
- 7 Index Sites
- Depths of 50 ft, 100 ft, 150 ft
- Methods comparable to WDFW
- Escape rings are closed
- No sampling in 2015 or 2021
- Fisheries closed in 2018, 2019

# 2024 Crab Test Fishery – MA 11 update



Crab Region 6 (Marine Area 11)  
Red Rock Crab Catch Per Pot, Puyallup Test Fishery

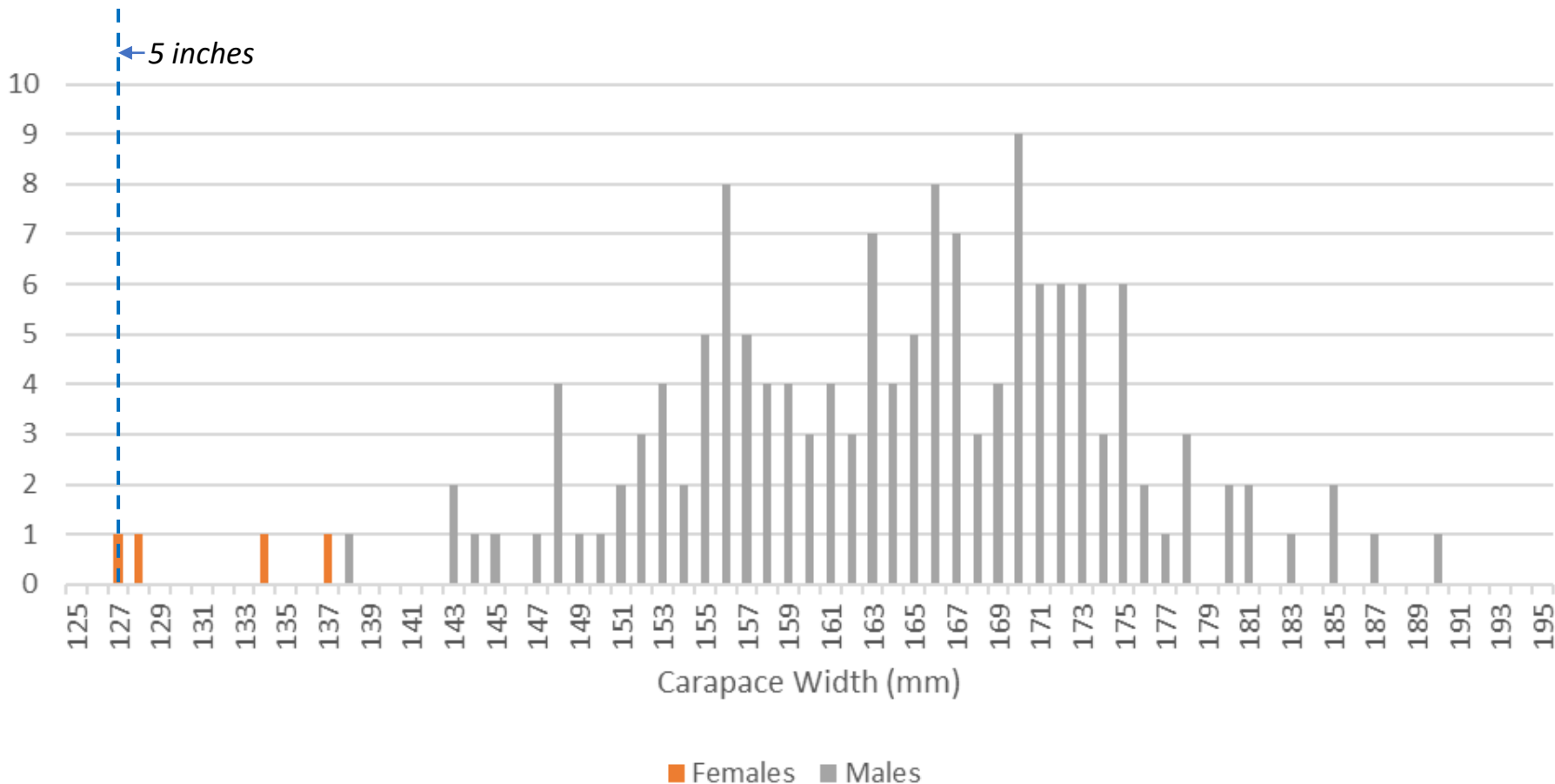


- Puyallup Tribe samples this area
- 7 Index Sites
- Depths of 50 ft, 100 ft, 150 ft
- Methods comparable to WDFW
- Escape rings are closed
- No sampling in 2015 or 2021
- Fisheries closed in 2018, 2019



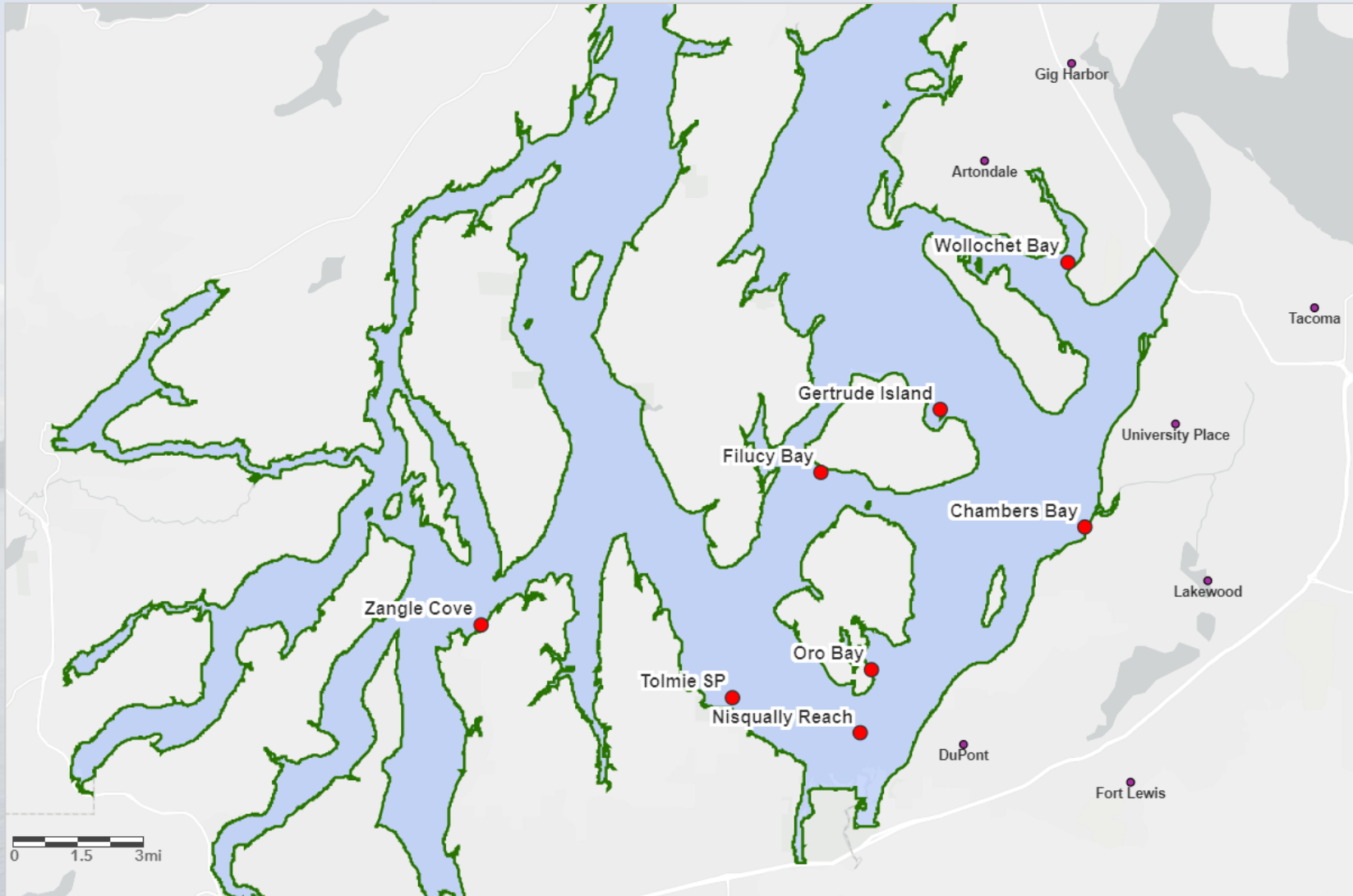
# 2024 Crab Test Fishery – MA 11 update

Red Rock Crab Carapace Widths in mm  
Crab Region 6 (MA 11), Jan 2024 - 58 pots with 152 Red Rock Crab



- Puyallup Tribe samples this area
- 7 Index Sites
- Depths of 50 ft, 100 ft, 150 ft
- Methods comparable to WDFW
- Escape rings are closed
- No sampling in 2015 or 2021
- Fisheries closed in 2018, 2019

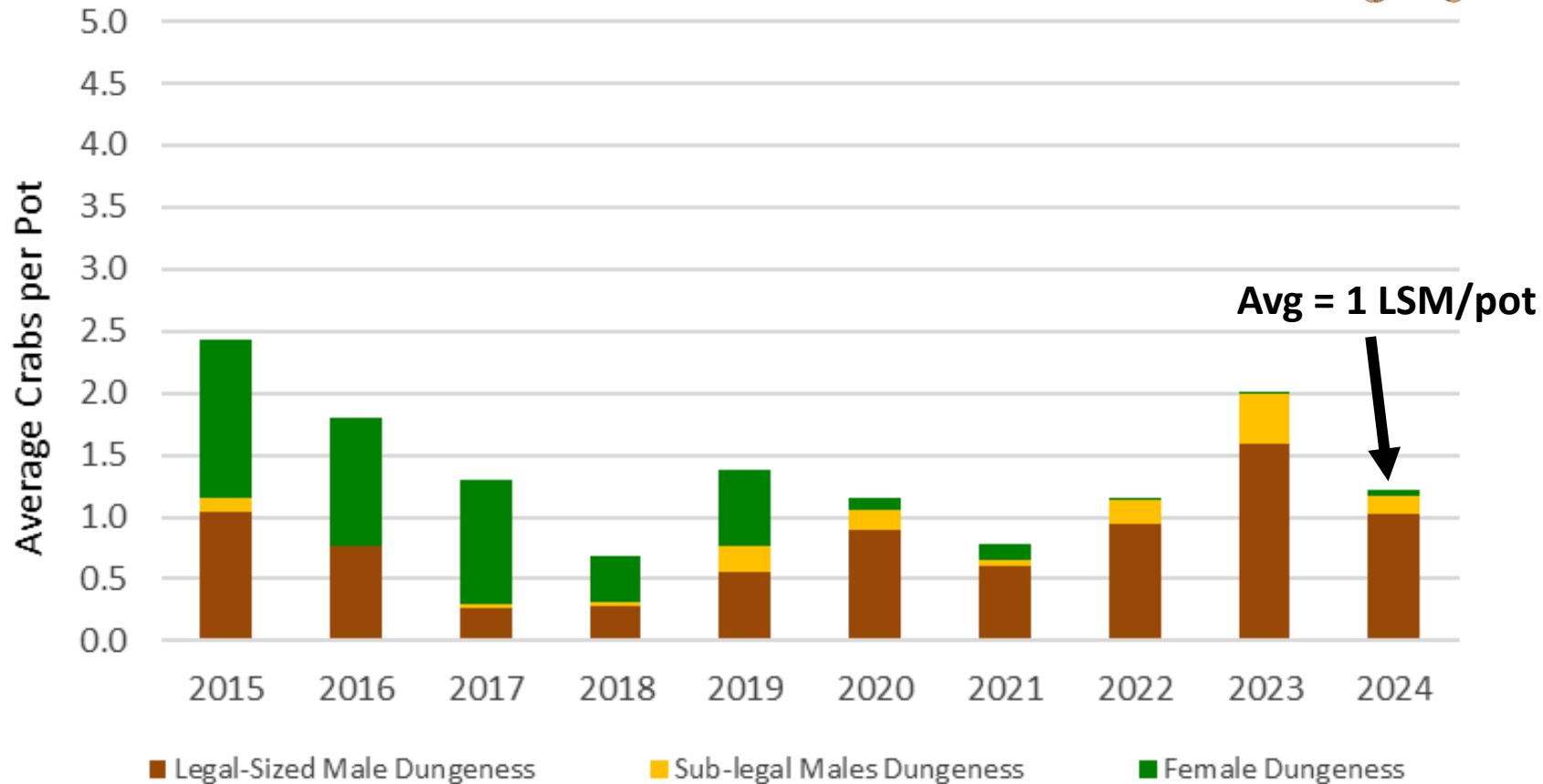
# 2024 Crab Test Fishery – MA 13 update



- WDFW samples this area
  - 8 Index Sites
  - Depths of 50 ft, 100 ft, 150 ft
  - Escape rings are closed
  - Fisheries closed 2018 - Now
- 
- 2015-2017 = May samples
  - 2018-2023 = Feb samples
  - 2024 = March sample

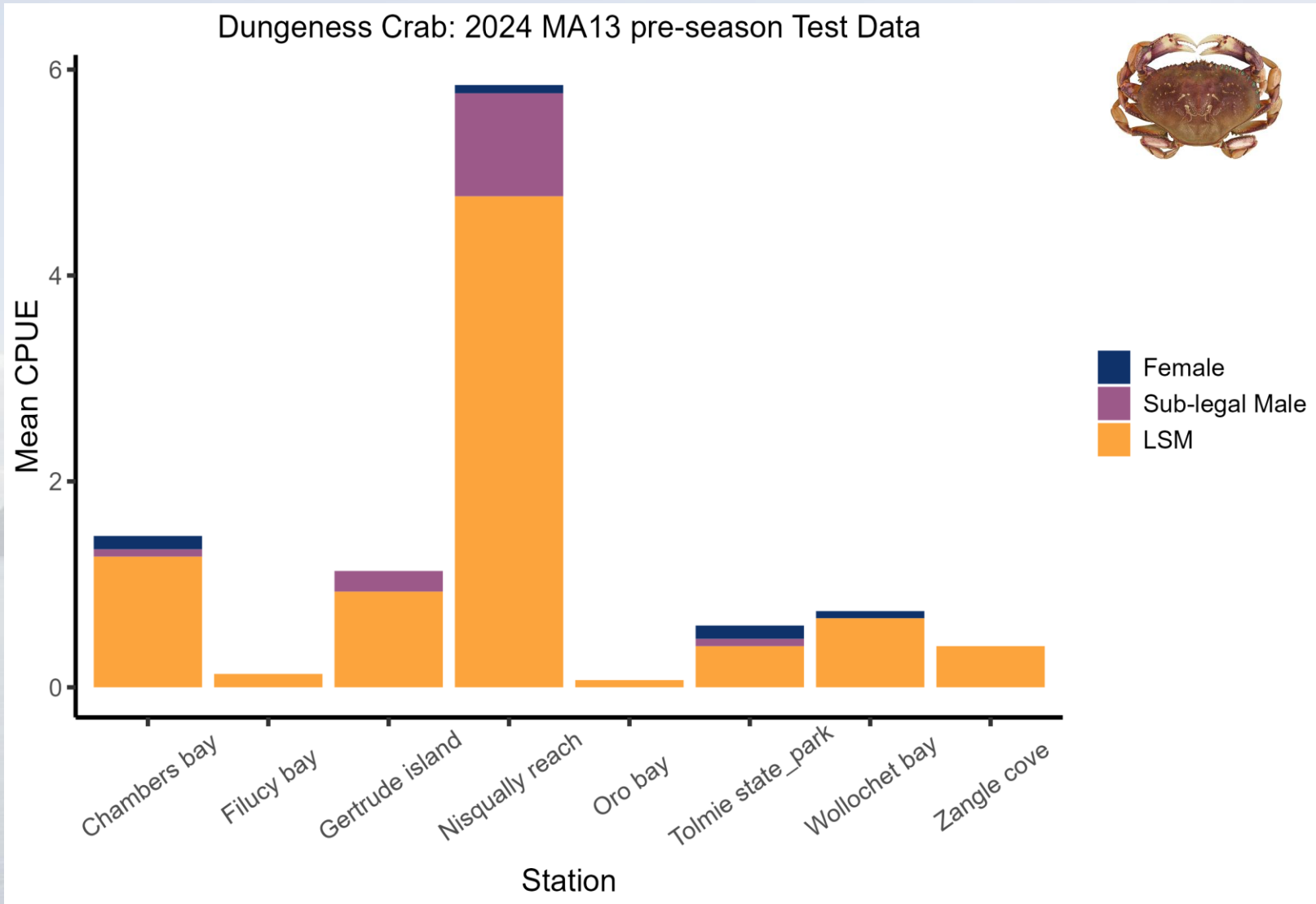
# 2024 Crab Test Fishery – MA 13 update

Dungeness Crab, Catch Per Standard Pot  
Marine Area 13 - 2015 through 2024



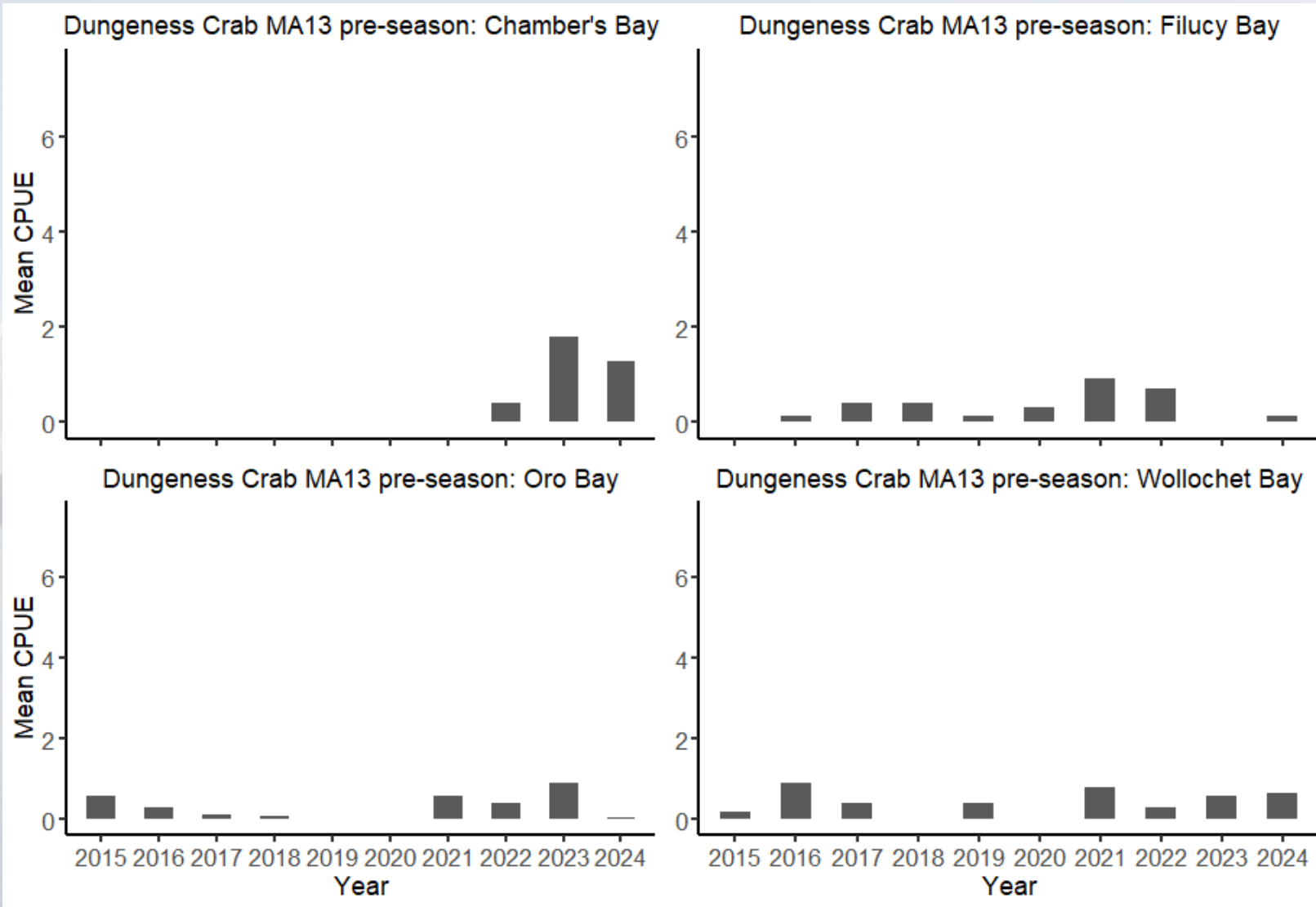
Test Fishery data shows  
a continued lack of LSM  
Dungeness crab

# 2024 Crab Test Fishery – MA 13 update



**Most LSM and sub-legal abundance in MA 13 found at Nisqually station**

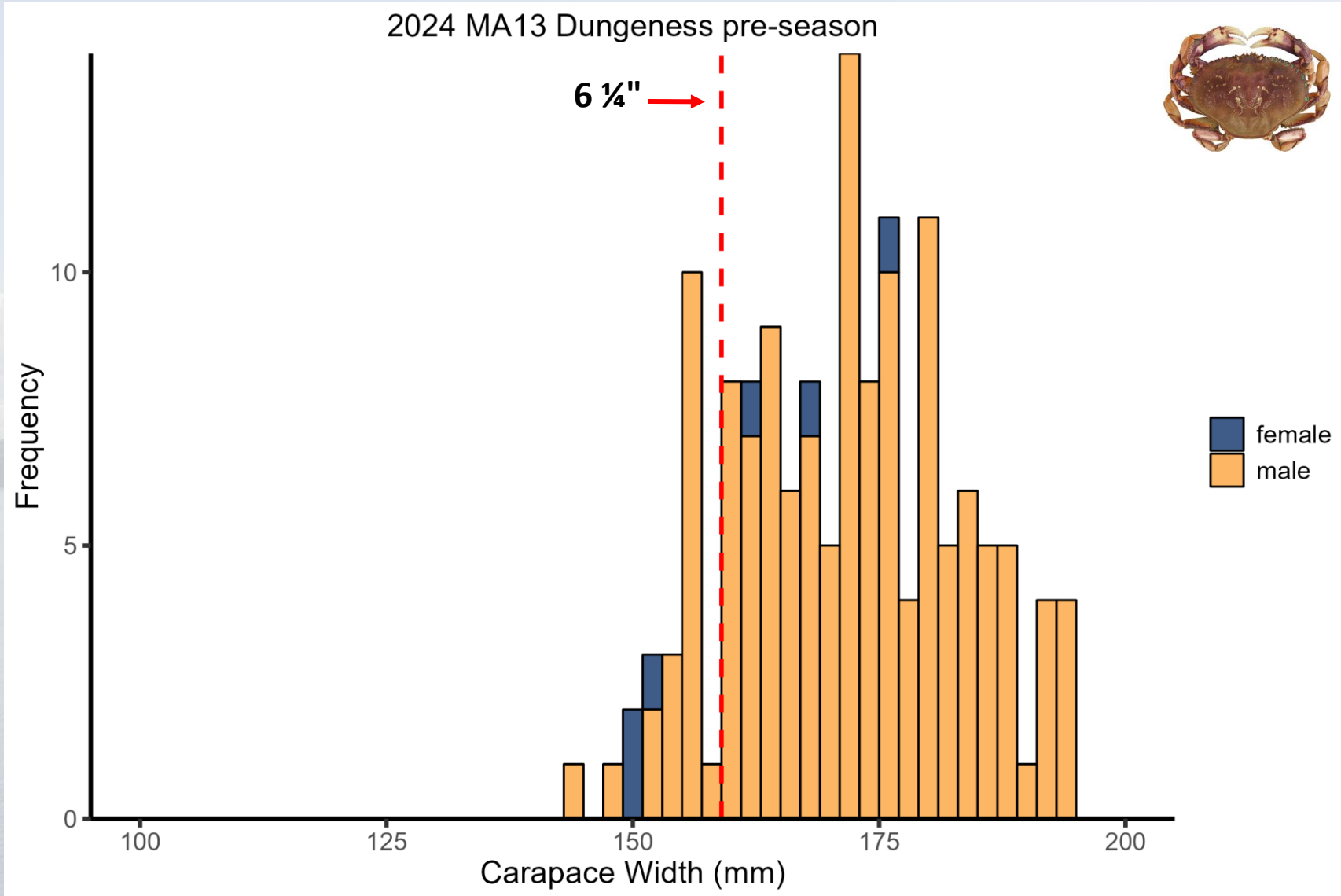
# 2024 Crab Test Fishery – MA 13 update



**Most LSM and sub-legal abundance in MA 13 found at Nisqually station**

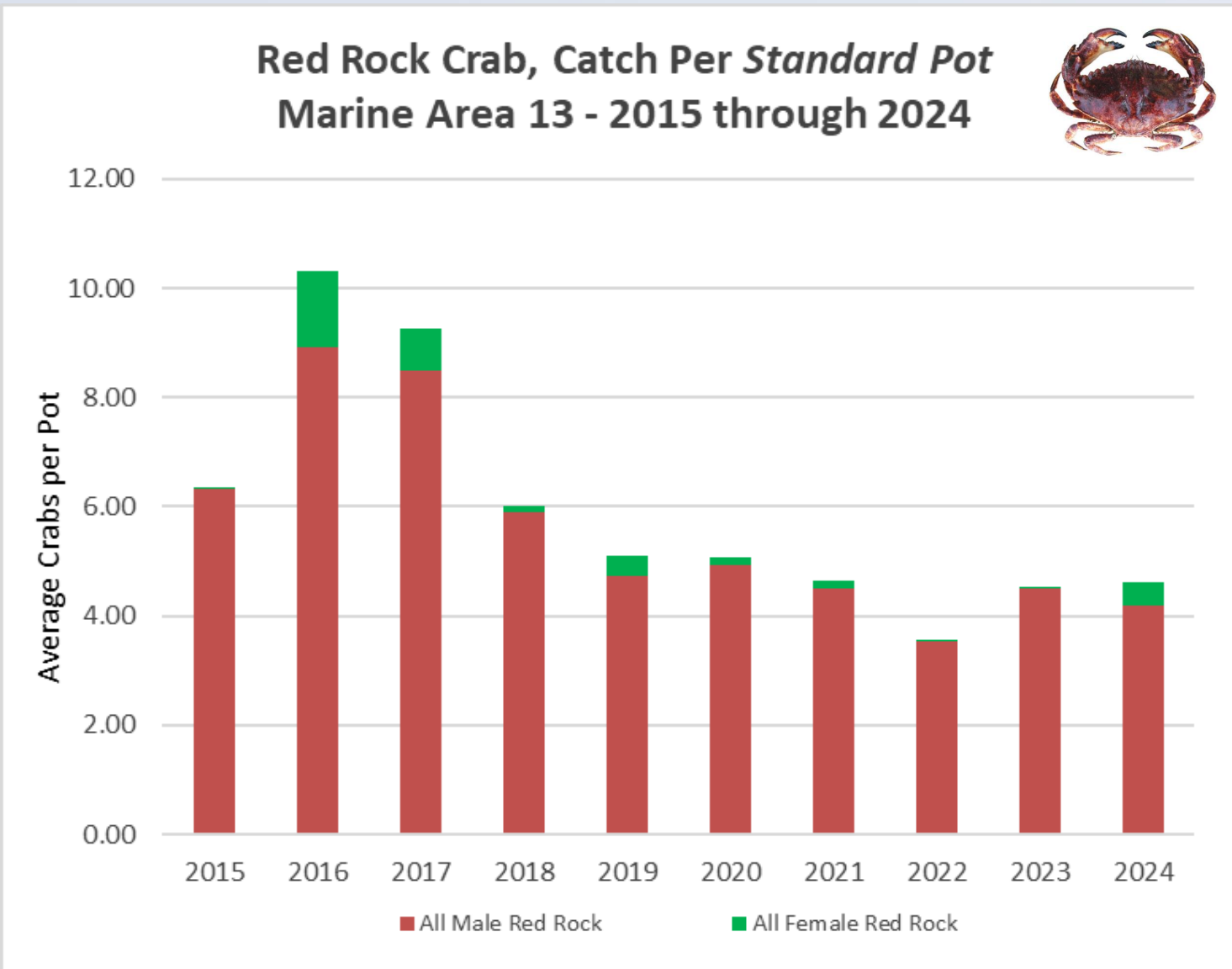
**Nisqually shows some improvement over time; Other areas no improvement**

# 2024 Crab Test Fishery – MA 13 update



**Dungeness crab in MA 13 continues to be characterized by a small number of large male crab and few sub-legal and female crab**

# 2024 Crab Test Fishery – MA 13 update



**Overall decline of red rock crab CPUE since inception of test fishery in 2015**

**Consistent ~4.5 male crab/pot in last 6 test fisheries**

**A few more females observed in 2024 compared to past years**

# 2024 Crab Topics – Winter 2023 Catch\*\*

Management Region	Marine Area	Regional State Share	State Summer Recreational Catch	State Summer EUC	State Winter Recreational Catch	State Winter EUC	State Commercial Harvest	State Commercial EUC	Total State Harvest To-Date	State Balance To-Date
1	7	2,300,000	413,942	41,270	62,230	6,204	1,342,001	13,420	1,879,067	420,933
2E	8-1,8-2	1,155,346	437,302	43,599	48,106	4,796	622,211	6,222	1,162,237	-6,891
2W	9	208,015	88,796	8,853	27,786	2,770	86,713	867	215,785	-7,770
3-1	6, N	44,415	1,526	152	280	28	27,917	279	30,183	14,232
3-2	6, SE	350,000	91,969	9,169	16,874	1,682	230,988	2,310	352,993	-2,993
3-3	6, W	15,500	1,908	190	350	35	2,442	24	4,950	10,550
3-4	4, 5	9,500	4,783	477	819	82	0	0	6,160	3,340
4	10	49,418	59,783	5,960	0	0	0	0	65,743	-16,325
5	12	240,200	70,148	6,994	26,105	2,603	0	0	105,849	134,351
6	11	44,000	51,561	5,141	0	0	0	0	56,702	-12,702
7	13	0	90	9	0	0	0	0	99	-99
STATE HARVEST TOTALS		4,416,394	1,221,809	121,814	182,550	18,200	2,312,272	23,123	3,879,768	

RED indicates areas without a signed plan and agreed-to quota

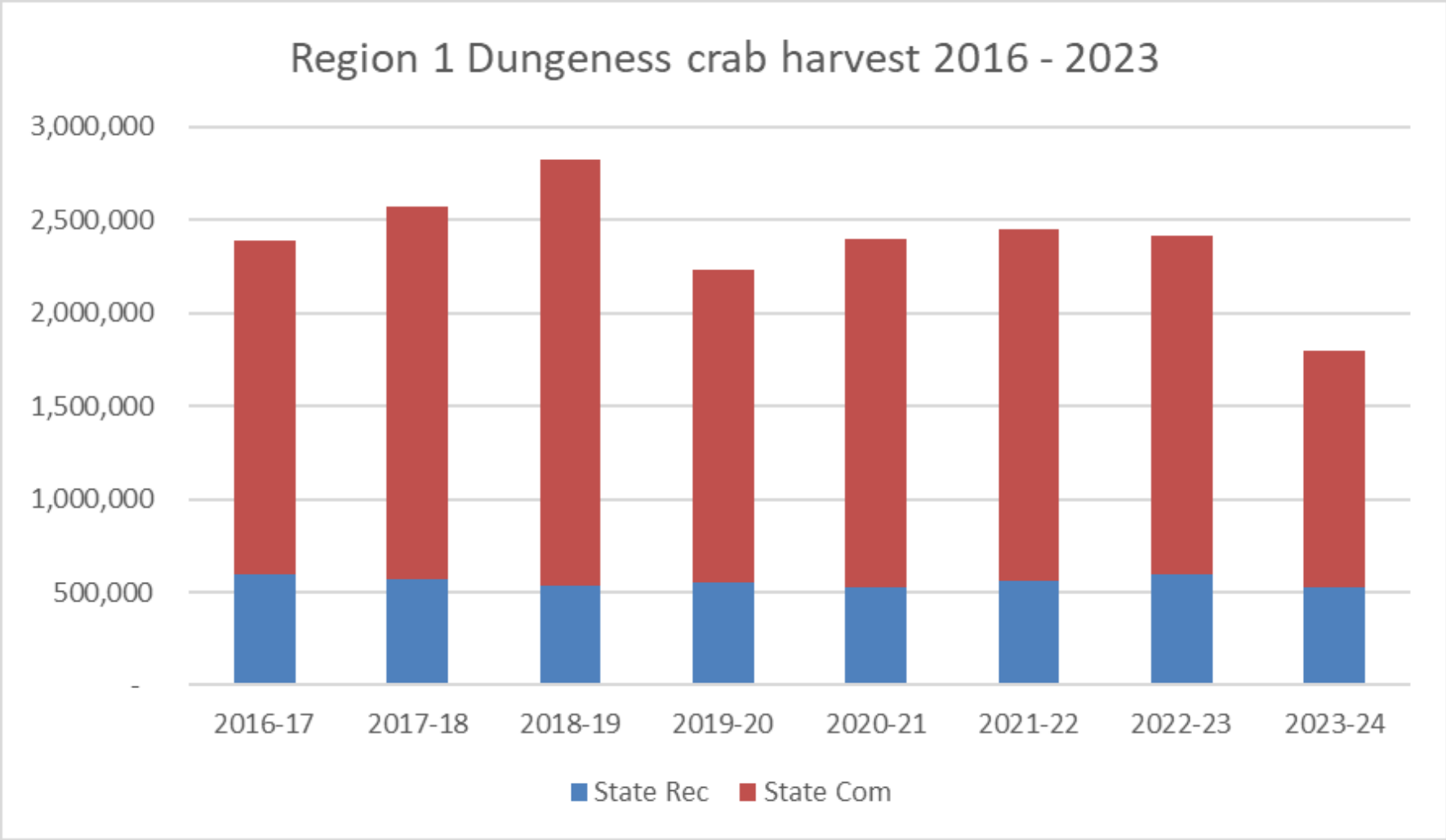
\*Commercial data through 3/19/2024

\*Recreational data shown for winter are placeholders at this time.

\*\* Subject to change based on Responsive Management telephone survey and final winter estimates



# 2024 Crab Topics – R1 Multi-year harvest trend



\*Commercial data through 3/19/2024

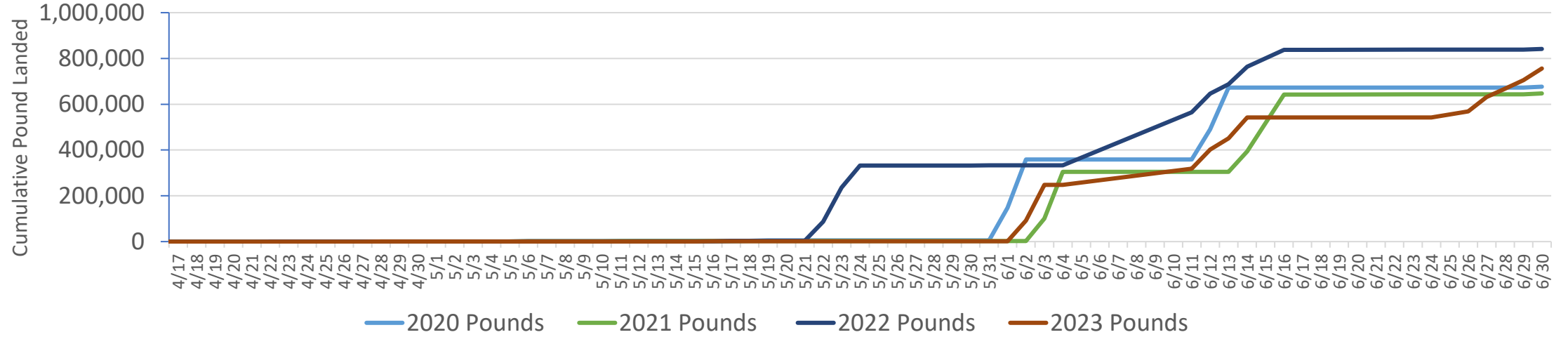
\*\* Preliminary 2024 winter recreational estimates

# 2024 Crab Topics – Winter 2023 Catch and Reporting

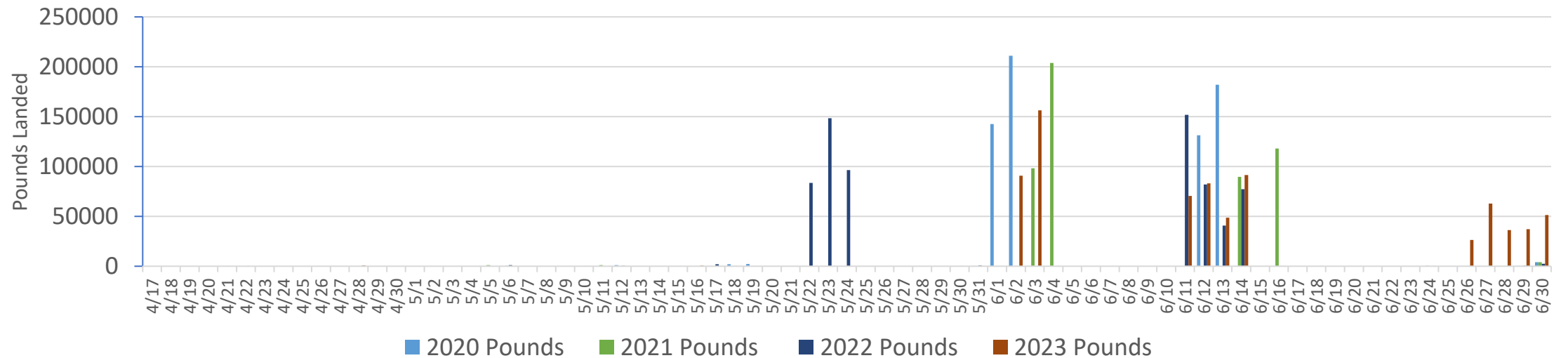
Winter	CRCs Issued	CRCs Reported Mail	CRCs Reported Online	CRCs Reported	CRCs Unreported	Endorsements Entire Year
2007	157,905	10,281 (7%)	6,388 (4%)	16,669 (11%)	141,236 (89%)	226,063
2008	207,143	10,993 (5%)	10,871 (5%)	21,864 (11%)	185,279 (89%)	215,643
2009	89,259	11,909 (13%)	27,382 (31%)	39,291 (44%)	49,968 (56%)	241,226
2010	70,763	9,633 (14%)	27,346 (39%)	36,979 (52%)	33,784 (48%)	213,013
2011	28,514	4,675 (16%)	13,899 (49%)	18,574 (65%)	9,940 (35%)	237,129
2012	27,711	4,508 (16%)	13,357 (48%)	17,865 (65%)	9,846 (35%)	209,957
2013	29,638	4,419 (15%)	15,223 (51%)	19,642 (66%)	9,996 (34%)	222,050
2014	35,371	5,040 (14%)	17,401 (49%)	22,441 (63%)	12,930 (37%)	223,184
2015	36,398	5,039 (14%)	18,284 (50%)	23,323 (64%)	13,075 (36%)	243,934
2016	26,591	5,777 (22%)	10,577 (40%)	16,534 (62%)	10,057 (38%)	223,443
2017	23,277	4,431 (19%)	9,746 (42%)	14,177 (61%)	9,100 (39%)	222,222
2018	24,620	3,906 (16%)	9,896 (40%)	13,802 (56%)	10,818 (44%)	207,557
2019	23,578	4,178 (18%)	8,520(36%)	12,698 (54%)	10,880 (46%)	200,113
2020	36,459	5,015 (14%)	13,178 (36%)	18,193 (50%)	18,266 (50%)	222,181
2021	26,843	3,894 (15%)	9,591 (36%)	13,485 (50%)	13,358 (50%)	233,108
2022	37,900	5,173 (14%)	13,226 (35%)	18,399 (49%)	19,501 (51%)	221,150
2023	33,097	4,375 (13%)	10,768 (33%)	15,143 (46%)	17,954 (54%)	194,539

# 2024 Crab Topics – MA 8-1 and 8-2 Discussion

## Region 2E Treaty Crab Harvests prior to July 1 (Cumulative)



## Region 2E Treaty Crab Harvests prior to July 1 (By Date)



# 2024 Crab Topics – Softshell Rule Discussion

- Current rule is WAC 220-320-100 **“It is unlawful to take or possess soft-shelled crab for any purpose”**. Current definition is WAC 220-320-050 **“A soft-shelled crab is defined as a crab whose shell, including shell covering of the legs, is not fully hardened and said shell is flexible and depresses to digital pressure.”**
  - Applies to both commercial and recreational harvest of any crab species.
  - Meat % of Dungeness crab can range from 13% to 30% (ODFW)
  - Co-managers have proposed *allowing or requiring recreational* harvesters to retain softshell legal size crab.
  - What are the pros and cons of this idea?
    - Fishery manager perspectives.
    - Advisor and recreational harvester perspectives.

# 2024 Crab Topics – Website updates

- Separating “Coastal” from “Puget Sound” on main crab page
- Updating existing pages
  - Lost gear reporting tool
  - Crab identification and separate from softshell page
- Additional pages being created
  - Checklists for crabbers (PS & Coast)
  - FAQ pages (PS & Coast)
  - Crabber creel projects (PS and Coast)
  - CRCs issued and reporting (PS)
  - Avoiding vessel traffic (PS)
  - Short instructional videos later (PS and Coast)
- Puget Sound Crabbing pamphlet is updated and back online
  - Similar Coastal Crabbing pamphlet is online as well

This screenshot shows a webpage from the Washington Department of Fish and Wildlife. The page is titled "Sport Fishing Guide Crabbing in Puget Sound" and is dated February 16, 2023. It contains several sections: "Recording your Dungeness catch" with instructions on how to use a Catch Record Card (CRC) and a photo of a crab; "Transporting, cleaning and cooking" with instructions on how to handle and cook crabs; "Reporting your catch to WDFW" with instructions on how to report catches; and "Report illegal activity" with instructions on how to report illegal fishing. The page also includes a "Minimum measurement 6 1/4 inches" and a photo of a crab.

This screenshot shows a webpage from the Washington Department of Fish and Wildlife. The page is titled "Sport Fishing Guide Crabbing on the Coast" and is dated March 1, 2023. It contains several sections: "Working your gear" with instructions on how to use a crab trap; "Capturing, measuring, and sorting" with instructions on how to handle and measure crabs; "Cleaning and cooking" with instructions on how to handle and cook crabs; and "Report illegal activity" with instructions on how to report illegal fishing. The page also includes a "Minimum measurement 5 3/4 inches" and a photo of a crab.

# Misc. Topics

- **FishWA**
- **Mobile WILD**
- **Electronic E-CRC**

## Features:

- Updated regulations for by area
- Links to licensing, enforcement, etc.
- Ability to store pins for fishing sites
- Tides, river flow information
- Will include e-CRC catch reporting

Anticipated roll-out: **2024**



## Misc. Topics

Advisor feedback, comments, and ideas



Mark Yuasa and some good size Dungeness crab



AJ Porter and his daughters Lane and Paige

# Adjourn Thank you!

