

PSRFEF Oversight Committee Fall Meeting

October 5, 2021



WELCOME!

ZOOM REMINDERS:

- Please mute when you aren't talking to increase audio quality. You can mute and unmute yourself by using the microphone icon or if you're calling in you can use *6 on your phone.
- You can "raise your hand" using the hand icon at the bottom of the screen or via the participant panel if you're on a computer or if you're calling in you can raise a hand by dialing *9 on your phone.
- If you have audio issues, you may want to try calling in with the call line for audio: 253-215-8782, ID: 812 8826 0427
- If you have a technical issue feel free to ask in the chat, speak up or email Kirsten at Kirsten.Simonsen@dfw.wa.gov and we will help you through it.



Agenda

- Current Puget Sound Recreational Season
- PSRFEF budget history
 - PSE Distribution & License Sales
- Marking and Tagging Investments
- PSRFEF Projects
 - Hatchery Program Data Update
- Other Ideas



WDFW Team

- Kirsten Simonsen, PS Recreational Fisheries Management, PSRFEF OC Coordinator
- Jake Rice, PS Management Lead
- Mark Baltzell, Statewide Salmon and Steelhead Manager
- Hailey Rosenthal, PSRFEF OC Communications Specialist
- Leah Snyder, PSRFEF OC Support, Zoom Czar
- Raquel Crosier, PSRFEF OC Support
- Eric Kinne, Hatchery Division Manager
- Joe Coutu, Region 6 Hatchery Operations Manager
- Trevor Jenison, Wallace River Hatchery Manager



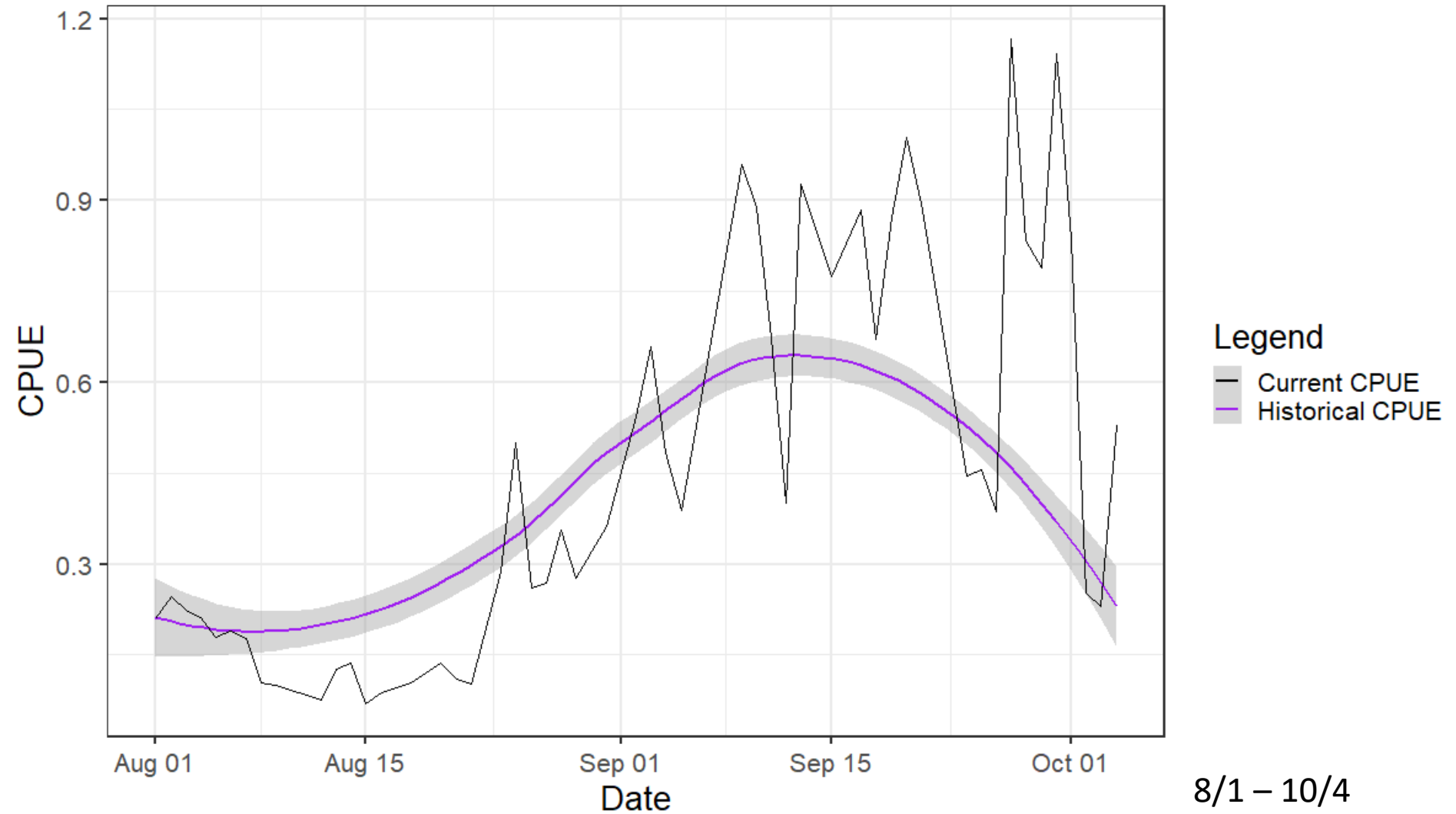
Current PS Rec Seasons

- MA-10
 - Currently open for Coho / Pink
- MA-11
 - Currently open for Coho / Pink
 - Open November 1st for Chinook only
- Dungeness Bay
 - Currently open for hatchery Coho
- Snohomish / Skykomish Rivers
 - ISU allowed for additional opportunities in September / October
 - Next ISU scheduled for Friday



MA-10

Area 10 Coho CPUE Comparison

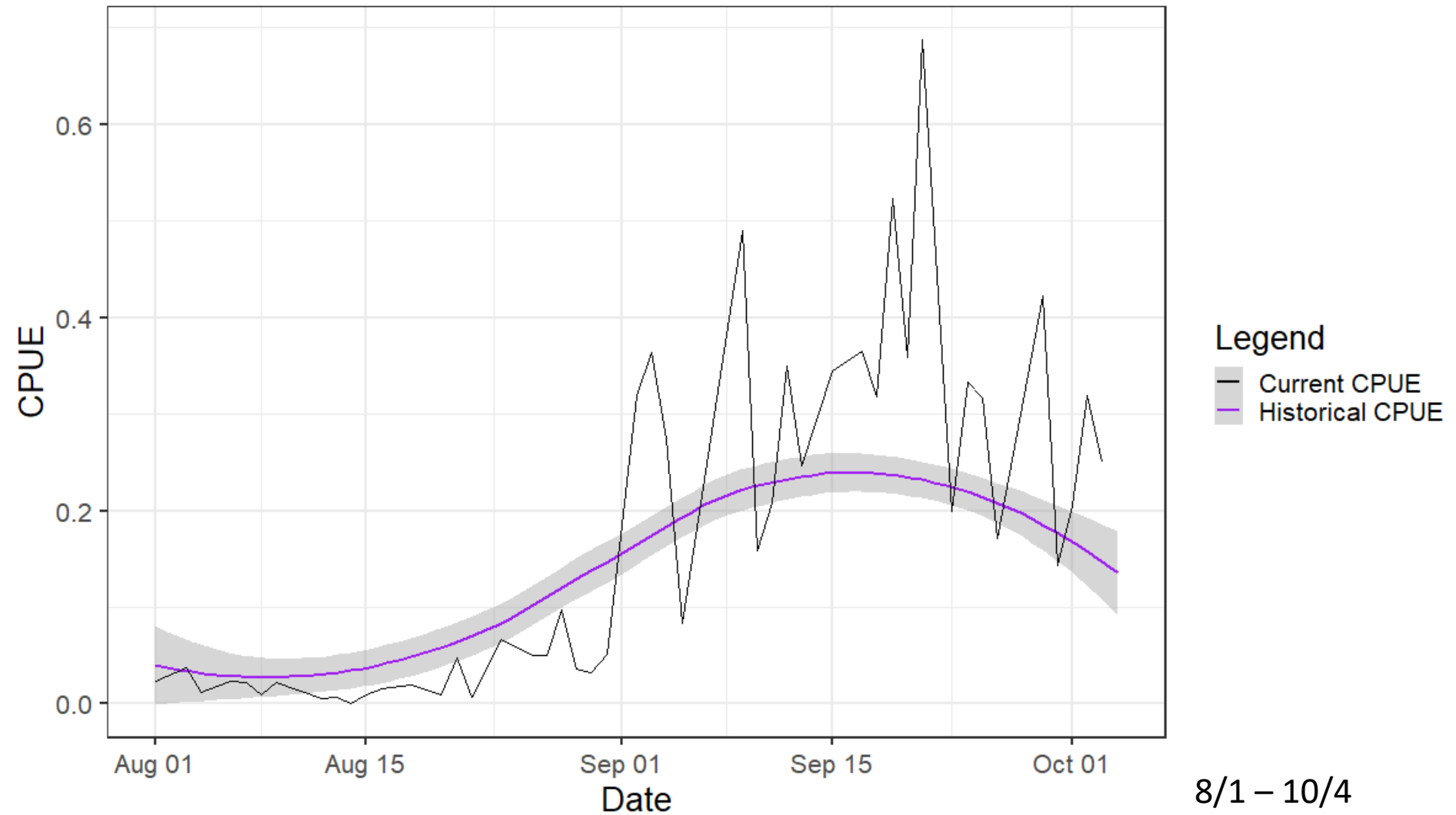


8/1 – 10/4



MA-11

Area 11 Coho CPUE Comparison



8/1 – 10/4





PSRFEF Budget History Revisited

PSRFEF Budget History

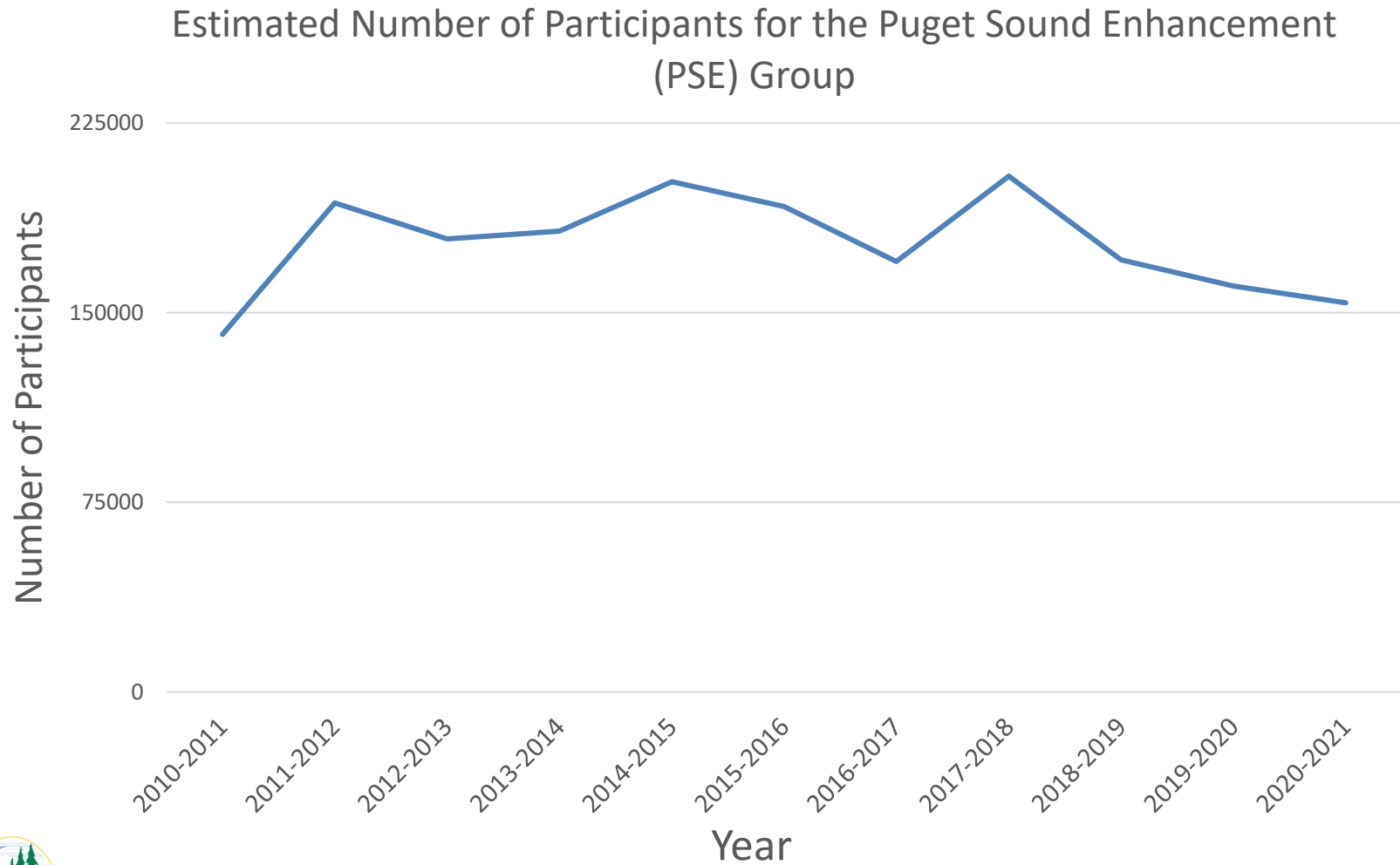
- 2003 – PSRFE established by legislature.
- 2003 – 2011- funded by \$10 surcharge.
- 2009 – Great recession, GF-S reductions at various PS hatchery programs. Dedicated WL-S funds (like PSRFEF) diverted to prevent hatchery closures.
- 2010 – Audit evaluated and shifted investment strategy away from focus on blackmouth and yearling programs to more comprehensive recreational fisheries enhancement.
- 2011 – PS enhancement fund surcharge goes away, when base hunting and fishing license fees are raised by 10%.
- **2011 – today – dedicated fund survey determines funding level for PSRFEF, Warmwater Account, etc.**





WDFW PSE Distribution / License Sales

PSE Participants



PSE Comparison

Fund	2020-21 Est. Percent Participation (% SE) [compared to 2019-20]	2020-21 Est. Total Number of Participants [compared to 2019-20]
PSE	21.07 (3.42) [23.41 (3.31)]	153,846 [160,526]
WWE	45.93 (2.48) [43.35 (2.57)]	335,339 [297,254]
RFEG	58.75 (1.90) [59.82 (1.83)]	428,881 [410,212]



License Sales by Fiscal Year

Fiscal Year	2020		2021	
Type	Qty	Rev	Qty	Rev
Freshwater	387,840	\$ 9,584,890	384,351	\$ 9,779,085
Combination	160,822	\$ 6,253,971	187,515	\$ 7,503,316
Saltwater	38,687	\$ 953,481	41,867	\$ 1,043,736
Shellfish	90,984	\$ 1,279,308	131,008	\$ 1,827,198
Razor Clam	40,766	\$ 361,552	25,019	\$ 250,579
Temporary	116,725	\$ 1,809,277	129,180	\$ 2,043,762
Fish Washington	50,298	\$ 3,042,838	64,528	\$ 3,903,884
Totals	886,122	\$ 23,285,317	963,468	\$ 26,351,559

2019 License Sale Total : \$20,843,710
(Jan-August)





Current Budget

Marking and Tagging Investments

M&T PROGRAMS	SPECIES/ RUN	ANNUAL COST
Wallace River	Summer Chinook Yearlings	\$16,800
Minter Creek	Fall Chinook Subyearlings	\$16,800
Hoodsport	Fall Chinook Yearlings	\$16,800
Soos Creek - Icy Creek	Fall Chinook Yearlings	\$16,800
Glenwood Springs	Fall Chinook Subyearlings	\$8,300
Voight's Creek	Fall Chinook Subyearlings	\$31,800
		\$107,300
Release Time Studies	Species/Run	
Garrison	Fall Chinook	\$50,400
Gorst	Fall Chinook	\$67,200
		\$117,600



Current Budget Availability

- \$105k rollover from last biennium
- + \$30k from Glenwood production as of June 2022
- Current investments for marking and tagging and goals and development total \$224,900/year
- ~\$130k to use





PSRFE Projects

Project Priorities – WDFW Suggestions

- Remove Glenwood
- Oak Harbor Net Pen
- Tagging Hupp Coho
- Continue Garrison Survival Studies (through 2025)
- Multilingual Information
- Habitat - RFEG
- Education & Outreach
 - Kids fishing derby



Project Priorities – WDFW Suggestions

- **Remove Glenwood**
- **Oak Harbor Net Pen**
- **Tagging Hupp Coho**
- **Continue Garrison Survival Studies (through 2025)**
- Multilingual Information
- Habitat - RFEG
- Education & Outreach
 - Kids fishing derby



Glenwood Springs

- Hatchery production supported by LLTK and other groups (including PSRFEF)
- Currently: \$60,000 / biennium for production
- Low returns from Glenwood in PS recreational fisheries (less than 10% of adults caught in PS)
- Funding reduced last biennium, after recommendations to phase out in 2018
- ***Funding discontinued as of June 2022***



Oak Harbor Net Pens

- History
 - Oak Harbor Net Pens were used from 1982 – 2010
 - 2009 – 2011: statewide budget restraint on hatchery production first cut funding from educational /outreach projects
 - Discontinued in 2011 due to funding



Oak Harbor Net Pens

- Education
 - Elementary school groups
- Outreach
 - Marina tenants, tourists, anglers
- Coho returns for sport fishery
- Strays to Skagit



Oak Harbor Expenditures

Oak Harbor Net Pens- Expenditures			
Marking and Tagging	32,000 fish		\$5,376
Fish Feed	Size	# bags	Cost
	1.2	1	\$54.91
	1.5	4	\$263.19
	2	16	\$1,281
	2.5	35	\$2,779.14
Fish Feed Total			\$4,378.24
12% Overage			\$4,903.63
Goods & Services			\$1,000
TOTAL			\$11,279.63



South Sound Net Pen Survival Data BY 2015-2017

Brood Year	Tagcode	Stock Name	Release Location	# CWT	Total Released	SAR- Smolt to Adult
2015	211222	VOIGHT CR	Peale Pass @ SS Pens	45209	45620	4.87
2015	211223	VOIGHT CR	Point Richmond	45209	48753	3.28
2015	637005	SKYKOMISH R	Peale Pass @ SS Pens	46300	46968	3.48
2015	637011	SKYKOMISH R	Peale Pass @ SS Pens	39680	40252	2.02
2015	637051	SKYKOMISH R	Peale Pass @ SS Pens	47707	48394	1.71
2015	637052	SKYKOMISH R	Peale Pass @ SS Pens	46629	47301	2.63
2015	637080	VOIGHT CR	Point No Point	48306	48745	3.3
2016	637106	SKYKOMISH R	Peale Pass @ SS Pens	44853	44853	2.34
2017	637020	SKYKOMISH R	Peale Pass @ SS Pens	51894	51894	2.64



Hupp Coho

- Currently funding Coho Production
 - 125,000 Coho released
 - \$27,900
- Interest in adding a marking component to this program
- Program still relatively new



Hupp Coho Data

Tag Code	Brood Year	Release Year	# CWT Released	SAR%	Fisheries Contribution
637087	2016	2018	47123	0.43	28.6% to sport fisheries MA 5,10,11 *
637279	2017	2019	45000	0.34	**

*Data so far- still waiting on more CWT data

**Not enough data to determine fisheries contribution data

- Marking component:
 - \$7,950
 - 150,000 Coho



Hatchery Program Update

Hatchery	Species	Run	Age at Release	Brood Years	CWT total Released (sum of BYs)	Annual Total Released (Avg)	CWT Recovered (Adults)	SAR%	Adults Produced	Cost per Adult
Minter Creek	Chinook	Fall	Subyearlings	2011, 2014, 2016	438,610	1,104,455	2192	0.50%	5520	\$50.02
Voights Creek	Chinook	Fall	Subyearlings	2011, 2014	242,042	856,592	2339	0.97%	8278	\$16.04
Hoodsport	Chinook	Fall	Yearlings	2010, 2012, 2013	278,623	122,451	1462	0.52%	642	\$55.31
Gorst Creek	Chinook	Fall	Subyearlings	2010, 2011, 2015, 2016	755,115	1,579,532	5105	0.68%	10678	\$36.98
Icy Creek	Chinook	Fall	Yearlings	2013, 2015	342,639	264,364	1348	0.39%	1040	\$102.16
Big Soos	Chinook	Fall	Subyearlings	2011-2016	1,205,153	2692653	5552	0.46%	12406	\$30.17
Big Soos	Chinook	Fall	Subyearlings DIT	2011-2016	1,193,055	203,130	4288.5	0.36%	730	\$38.95
Wallace River	Chinook	Summer	Yearlings	2012- 2015	333,447	358,682	2123	0.64%	2283	\$76.82
Glenwood Springs	Chinook	Fall	Subyearlings	2011-2017	713274	593673	1886	0.26%	1570	\$67.32
Garrison Springs	Chinook	Fall	Subyearlings	2011, 2012, 2015, 2016	484,844	719,504	33.3	0.007%	49	
Garrison Springs	Chinook	Fall	Subyearlings LATE	2017-2019			Not enough data			





Committee / Other Ideas

Other Funding Ideas

- Bubble Fisheries
 - How would PSRFEF be involved in determining this?
 - Funding for research / sampling staff?
 - Where?
- Net Pens
 - Happy to see proposals
 - We would need detailed information brought forward on what, where, how much



Other Funding Ideas

- Alternate Marking Strategies
 - Particularly for Stilly Chinook
 - Would require discussion with comanagers
- Test Fishing / Master Angler Program
 - Test Fishing will be expanded over the next year
 - Can discuss with PSSU to determine feasibility
 - What would PSRFEF Contribution be?
- Gear Study
 - Currently underway!
 - No results to share yet – analysis just started





Other News

Issaquah Salmon Cam

- Camera live!
- PSRFEF funded camera and network gear for livestream
- <https://www.youtube.com/watch?v=LIFn-3b9yuE>



Questions?