

# Puget Sound Shrimp Policy Review



**Rich Childers; Puget Sound Shellfish Manager, Fish Program**

**Washington Fish and Wildlife Commission Meeting**

**November 9, 2012**

# Presentation

## Objectives

- Present final analysis on spot shrimp fishery management options

## Review

- Coast wide spot shrimp catch (CA,OR, WA)
- Policy review schedule
- Draft policy language
- Spot shrimp fishery management options and analysis

## Average Spot Shrimp Catch for California, Oregon, and Washington Fisheries 2009-2011 (lbs)

CA	OR	WA Coast Com	WA Puget Sound Com	WA Puget Sound Rec	Puget Sound Treaty	Total Catch All Fisheries
316,186	14,128	104,702	98,304	123,197	214,976	871,492

### Other West Coast -

- B.C. – 4,500,000
- Alaska – 800,000

# Schedule and Process for Updating Policy C-3610 and C-3008

**June- July 2012:** Commission briefing; advisory groups formed; Fish Committee discussion of potential management options.

**August 2012:** Commission selection of management options; Fish Committee discussion on modifications to policy language and management options based on input from advisory groups.

**September 6, 2012:** Commission identified four options for further analysis.

**October 6, 2012:** Commission briefing and public comment; preliminary analysis of management options and draft policy language.

**November 2012:** Commission briefing and public comment on final analysis of management options and draft policy language.

**December 2012:** Commission action on policy revisions.

# Major Policy Elements

## Proposed Puget Sound Shrimp Policy

- Provides for conservation measures and resource protection
- Manage Puget Sound shrimp fisheries conservatively until fishery impacts to localized populations and stock abundance are better understood.
- Obtain biological and stock assessment information to improve the Department's understanding of the effectiveness of the current harvest management strategy and quotas.
- Defines recreational and commercial allocation for spot and non-spot shrimp fisheries.
- Defines harvest management objectives between state and treaty Indian fisheries consistent with applicable federal court orders.
- Supports a commercial pot license buy-back program and trawl license conversions to a pot license.

# Spot Shrimp Fishery Allocation Options

## Option 1 status quo :

Provides 50% of the state quota to the recreational fishery

## Option 2:

Provides 65% of the state quota to the recreational fishery

Commercial and recreational allocation within Regions 1 and 3 will be adjusted **(annually or in-season)** by equal percentage points to ensure the Puget Sound general allocation objective of 65%-35% is attained

## Recreational advisors recommendation:

Provides 75% of the state quota to the recreational fishery

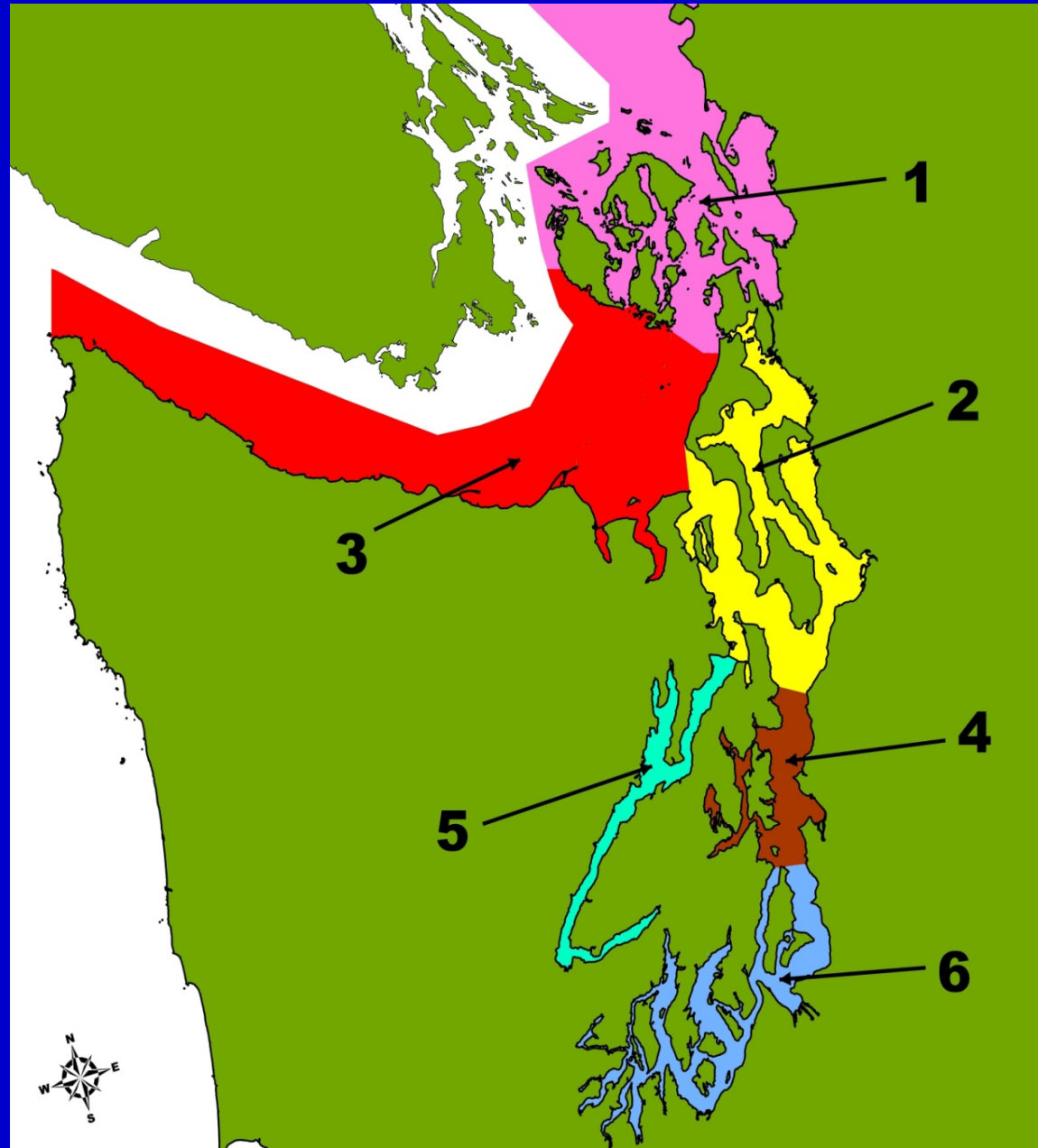
Commercial and recreational allocation within Regions 1 and 3 will be adjusted **(annually or in-season)** by equal percentage points to ensure the Puget Sound general allocation objective of 75%-25% is attained

## Commercial advisors recommendation

Provides 56% of the state quota to the recreational fishery

“Fixed” regional allocation targets for the commercial and recreational fisheries

# Six Spot Shrimp Fishery Management Regions



## Percentage Allocated to the Recreational Fishery by Management Option

Region	Option 1	Option 2	Recreational Advisors	Commercial Advisors
2	60	100	100	100
3 Disc Bay	100	100	100	100
4	60	100	100	100
5	100	100	100	100
6	40	100	100	100
1	15	65	90	20
3	15	15	30	12
<b>All Regions Combined</b>	<b>50</b>	<b>65</b>	<b>75</b>	<b>56</b>



# Projected Recreational Harvest

Data based on 2012 fishery quotas

<b>Region</b>	<b>Option 1 Pounds</b>	<b>Option 2 Pounds</b>	<b>Recreational Advisors Pounds</b>	<b>Commercial Advisors Pounds</b>
<b>1</b>	<b>6,900</b>	<b>29,900</b>	<b>41,400</b>	<b>9,200</b>
<b>2</b>	<b>15,300</b>	<b>25,500</b>	<b>25,500</b>	<b>25,500</b>
<b>3</b>	<b>13,200</b>	<b>13,200</b>	<b>26,400</b>	<b>10,560</b>
<b>3 Disc Bay</b>	<b>2,000</b>	<b>2,000</b>	<b>2,000</b>	<b>2,000</b>
<b>4</b>	<b>6,000</b>	<b>10,000</b>	<b>10,000</b>	<b>10,000</b>
<b>5</b>	<b>85,000</b>	<b>85,000</b>	<b>85,000</b>	<b>85,000</b>
<b>6</b>	<b>1,600</b>	<b>4,000</b>	<b>4,000</b>	<b>4,000</b>
<b>Overall Recreational</b>	<b>130,000</b>	<b>169,600</b>	<b>194,300</b>	<b>146,260</b>
<b>Overall Commercial</b>	<b>130,500</b>	<b>90,900</b>	<b>66,200</b>	<b>114,240</b>

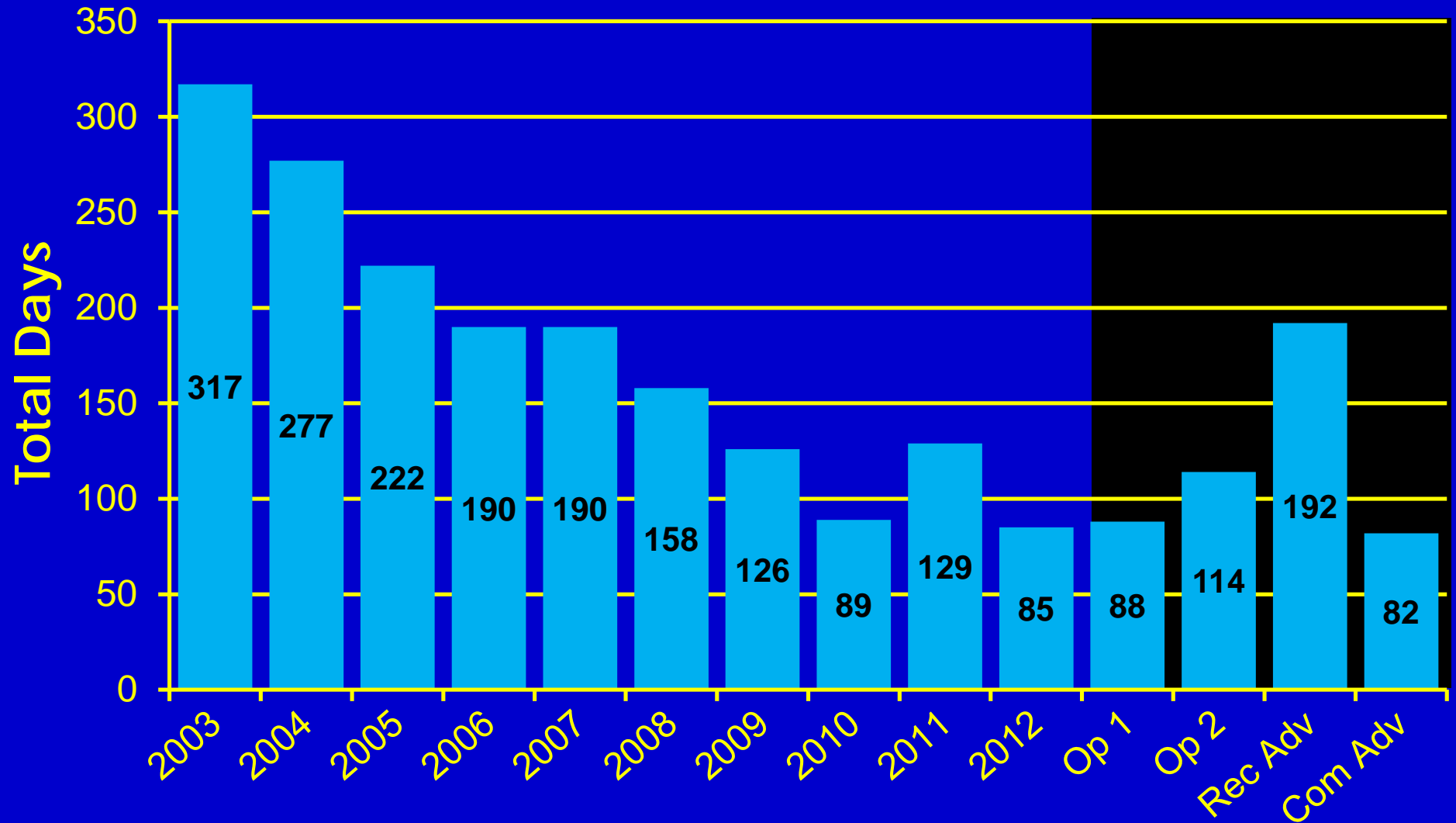
# Projected Recreational Harvest Days

Data based on 2012 fishery quotas

Annual variations in the actual number of open days is anticipated

<b>Region</b>	<b>Option 1 50 % Rec</b>	<b>Option 2 65 % Rec</b>	<b>Recreational Advisors 75 % Rec</b>	<b>Commercial Advisors 56 % Rec</b>
<b>1</b>	<b>6</b>	<b>26</b>	<b>36</b>	<b>8</b>
<b>2</b>	<b>2</b>	<b>3</b>	<b>3</b>	<b>3</b>
<b>3</b>	<b>68</b>	<b>68</b>	<b>136</b>	<b>54</b>
<b>3 Disco</b>	<b>4</b>	<b>4</b>	<b>4</b>	<b>4</b>
<b>4</b>	<b>2</b>	<b>4</b>	<b>4</b>	<b>4</b>
<b>5</b>	<b>4</b>	<b>4</b>	<b>4</b>	<b>4</b>
<b>6</b>	<b>2</b>	<b>5</b>	<b>5</b>	<b>5</b>

# Total Number of Recreational Open Days for all Regions and Projected Open Days for the Four Allocation Options



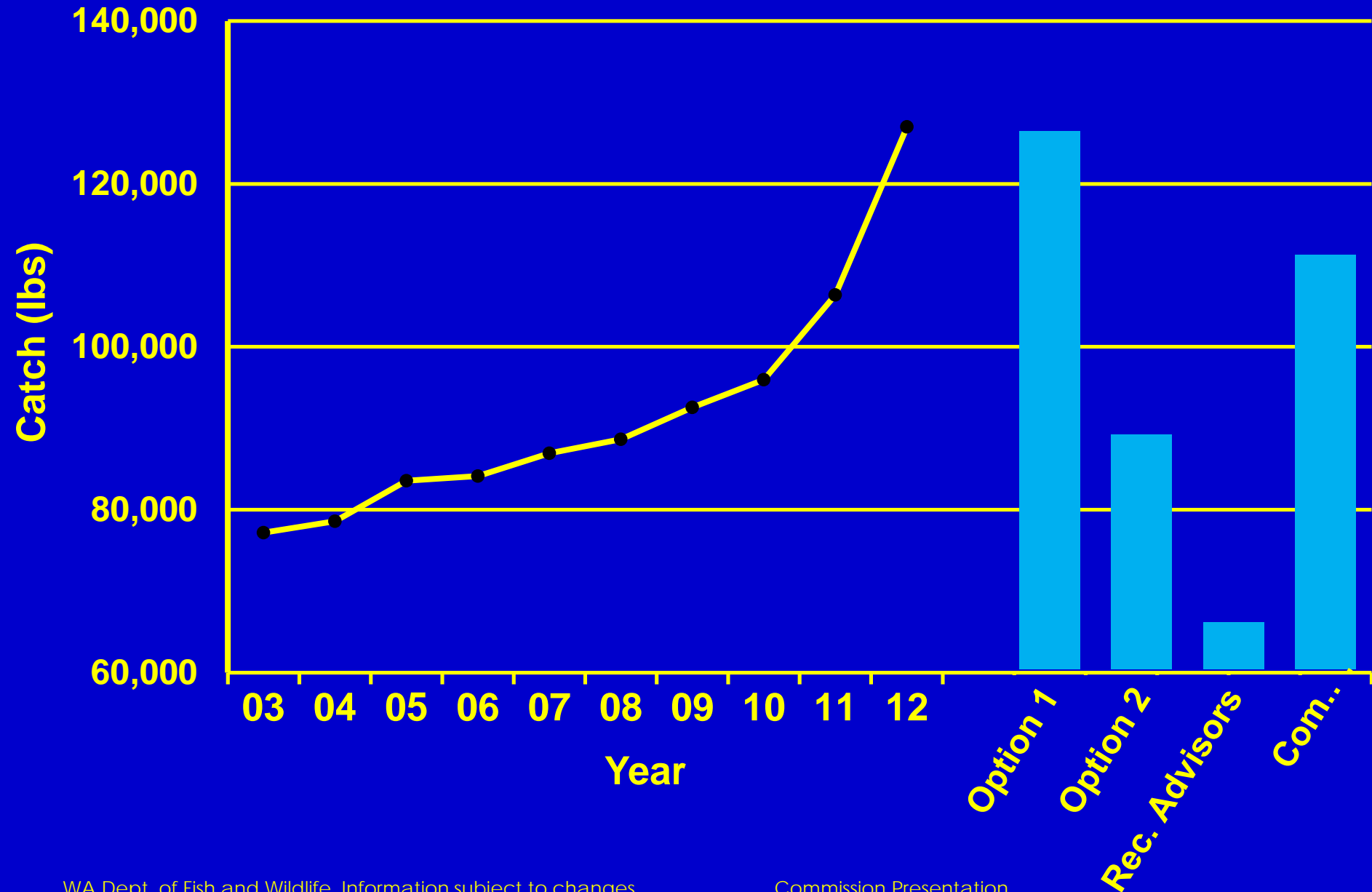
# Estimated Number of Spot Shrimp Angler Trips and Value

Data based on 2012 fishery

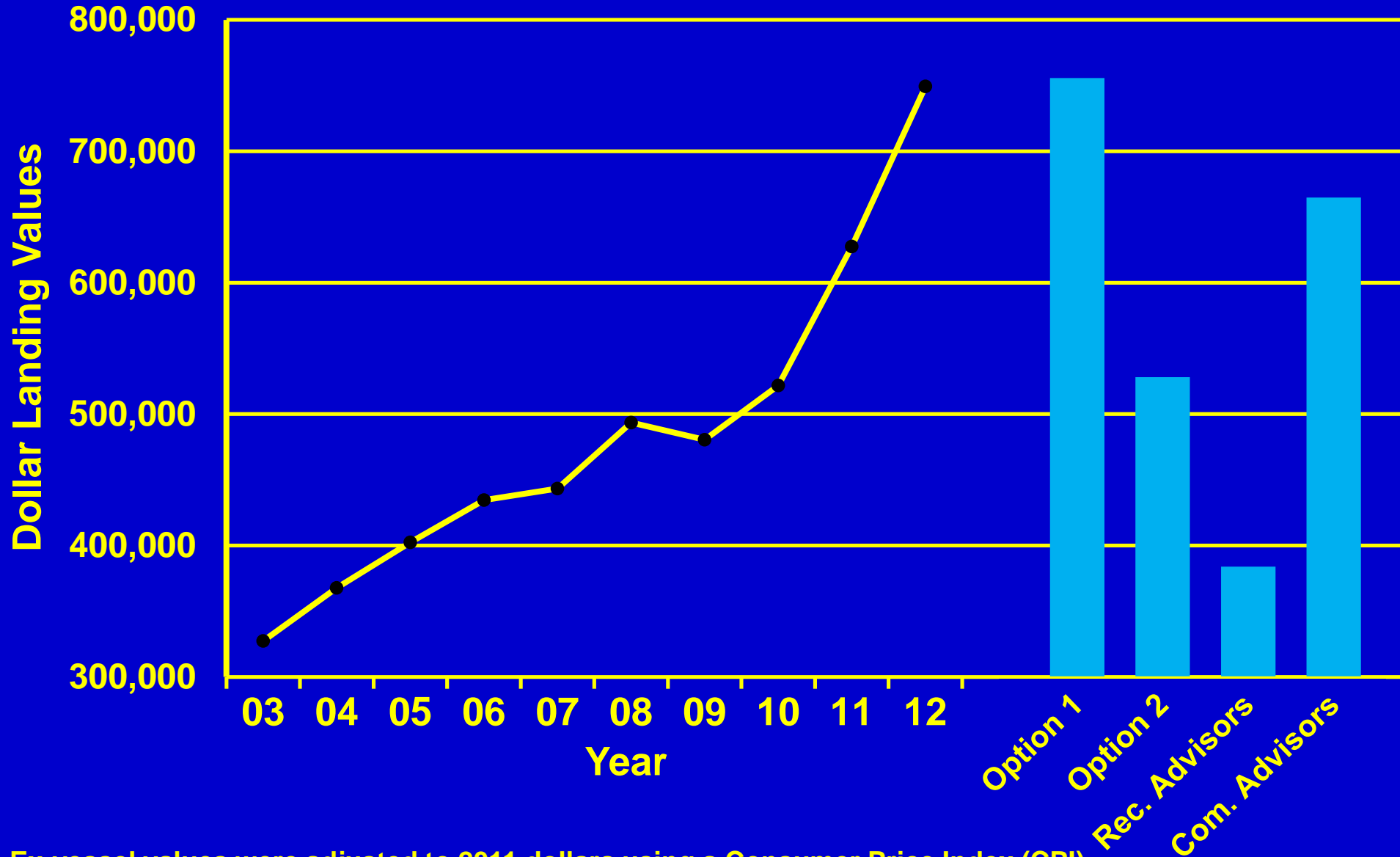
	Estimated angler trips	Estimated net economic value based on \$43 per angler day or trip
Option 1	31,182	\$1,340,826
Option 2	40,705	\$1,750,315
Recreational Advisors Recommendation	46,595	\$2,003,585
Commercial Advisors Recommendation	35,074	\$1,508,182

**Net economic value per angler trip taken from: *Economic Analysis of the Non-Treaty Commercial and Recreational Fisheries in Washington State (2008)***

# Total Catch for the Puget Sound Commercial Spot Shrimp Fishery (2003-2011) and Projected Catch for Management Options



# Ex-Vessel Landing Values for the Puget Sound Commercial Shrimp Fishery (2003-2012) and Projected Landing Value for Management Options



Ex-vessel values were adjusted to 2011 dollars using a Consumer Price Index (CPI) conversion maintained by the United States Department of Labor Statistic

# Next Steps

December 2012 :Commission action on policy revisions.

1. Adopt spot shrimp management option to be incorporated into policy
2. Adopt revised policy language

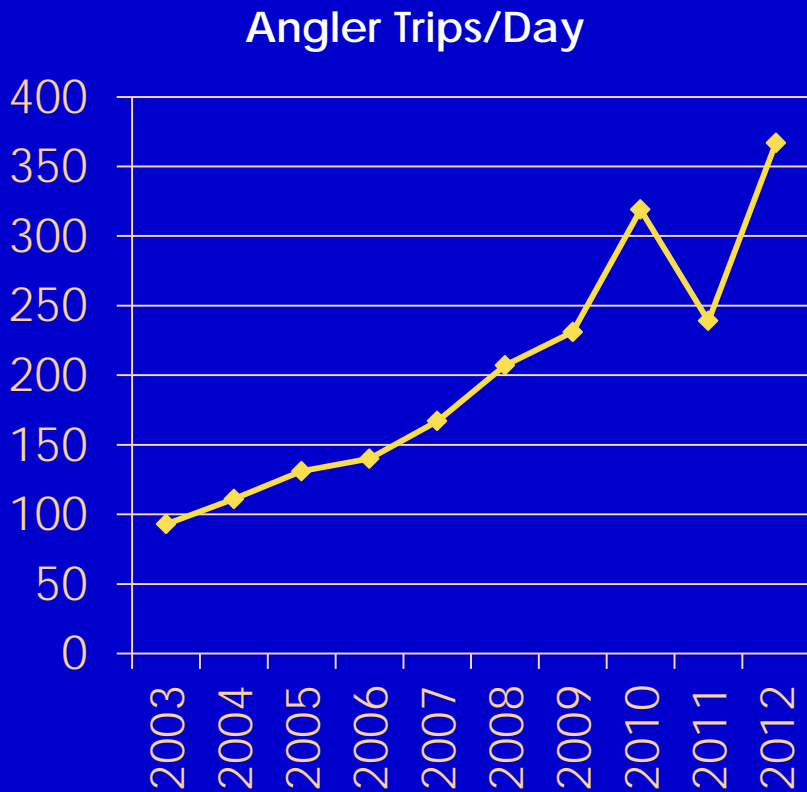
# Questions



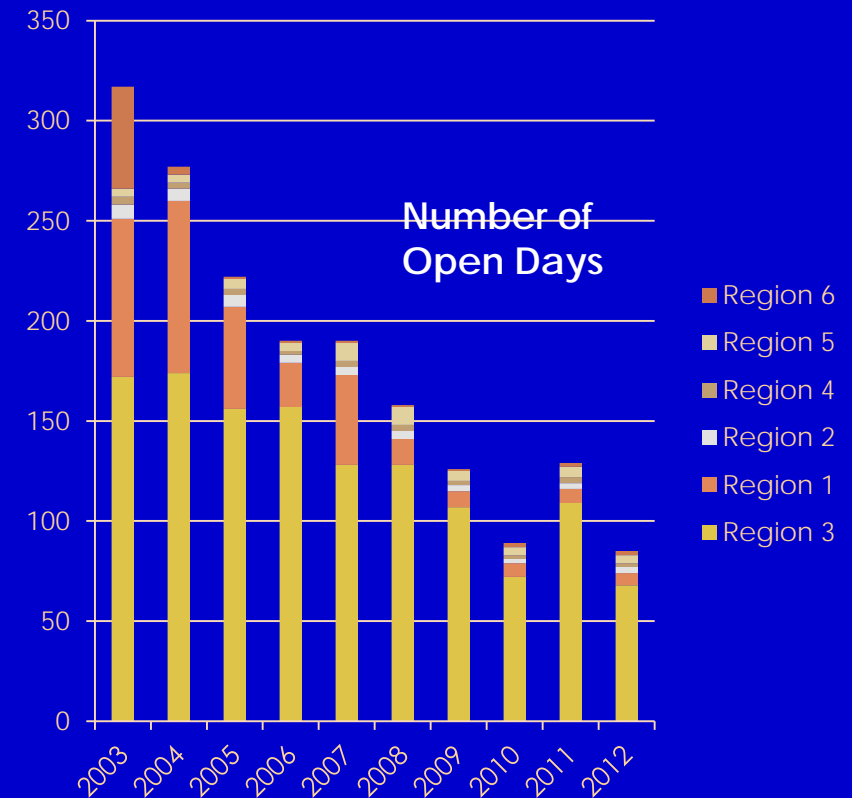


# Recreational Fishery – Management Challenges

## Recreational Participation Increasing



## Recreational Opportunity Declining



# Pre-Season Puget Sound Commercial Shrimp Harvest Targets Versus Actual Harvest (2008-2012)

<b>Year</b>	<b>Puget Sound Pre-Season Harvest Target</b>	<b>Actual Harvest</b>
<b>2008</b>	<b>43%</b>	<b>43%</b>
<b>2009*</b>	<b>44%</b>	<b>42%</b>
<b>2010</b>	<b>45%</b>	<b>44%</b>
<b>2011</b>	<b>47%</b>	<b>47%</b>
<b>2012</b>	<b>50%</b>	<b>49%</b>

\* 1,200 pounds available for commercial harvest was not harvested