

# Agenda Item 13

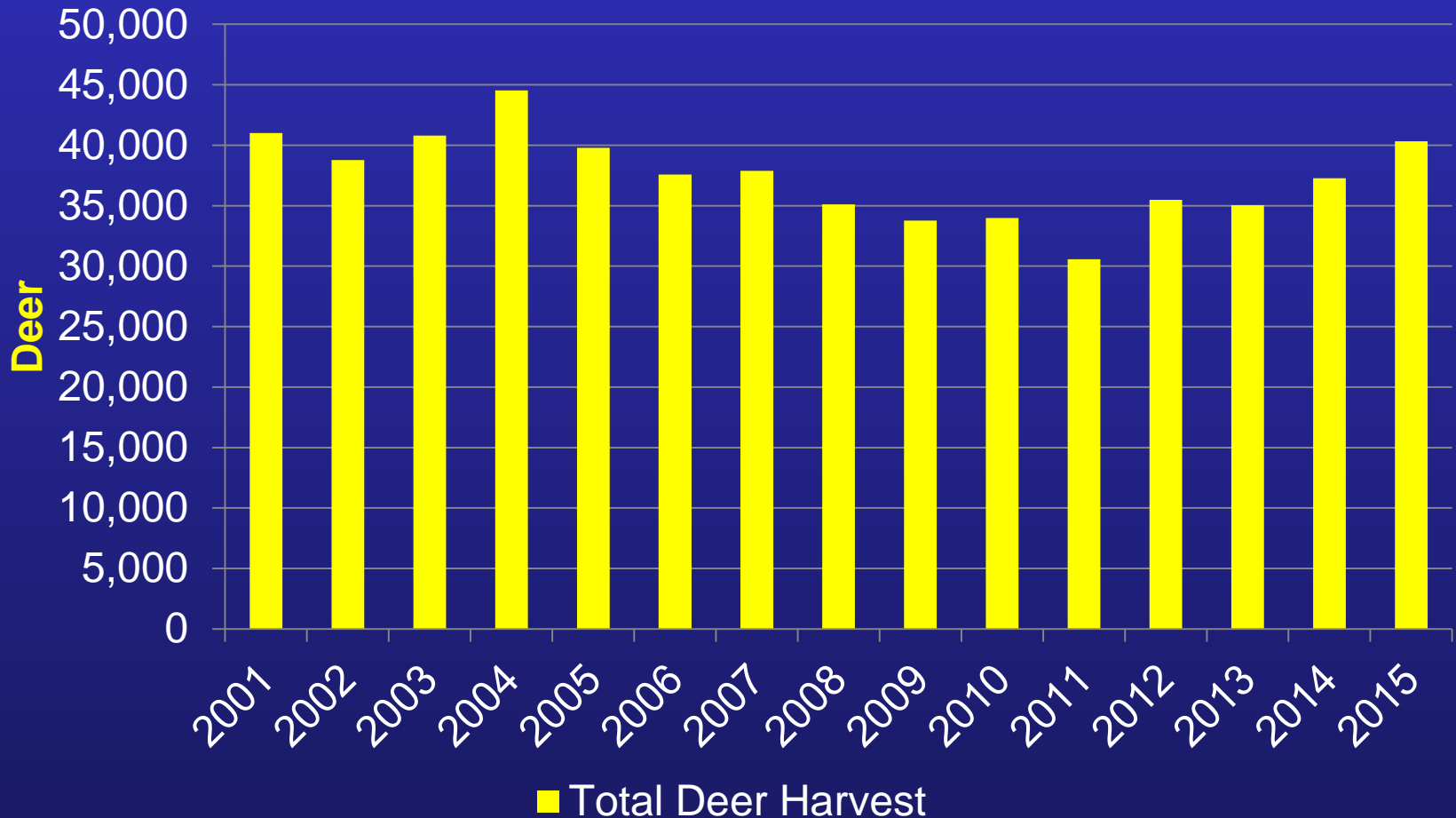
## **Deer General Seasons and Deer Special Permits**

Jerry Nelson Ph.D.

Deer and Elk Section Manager, Game Division  
Wildlife Program

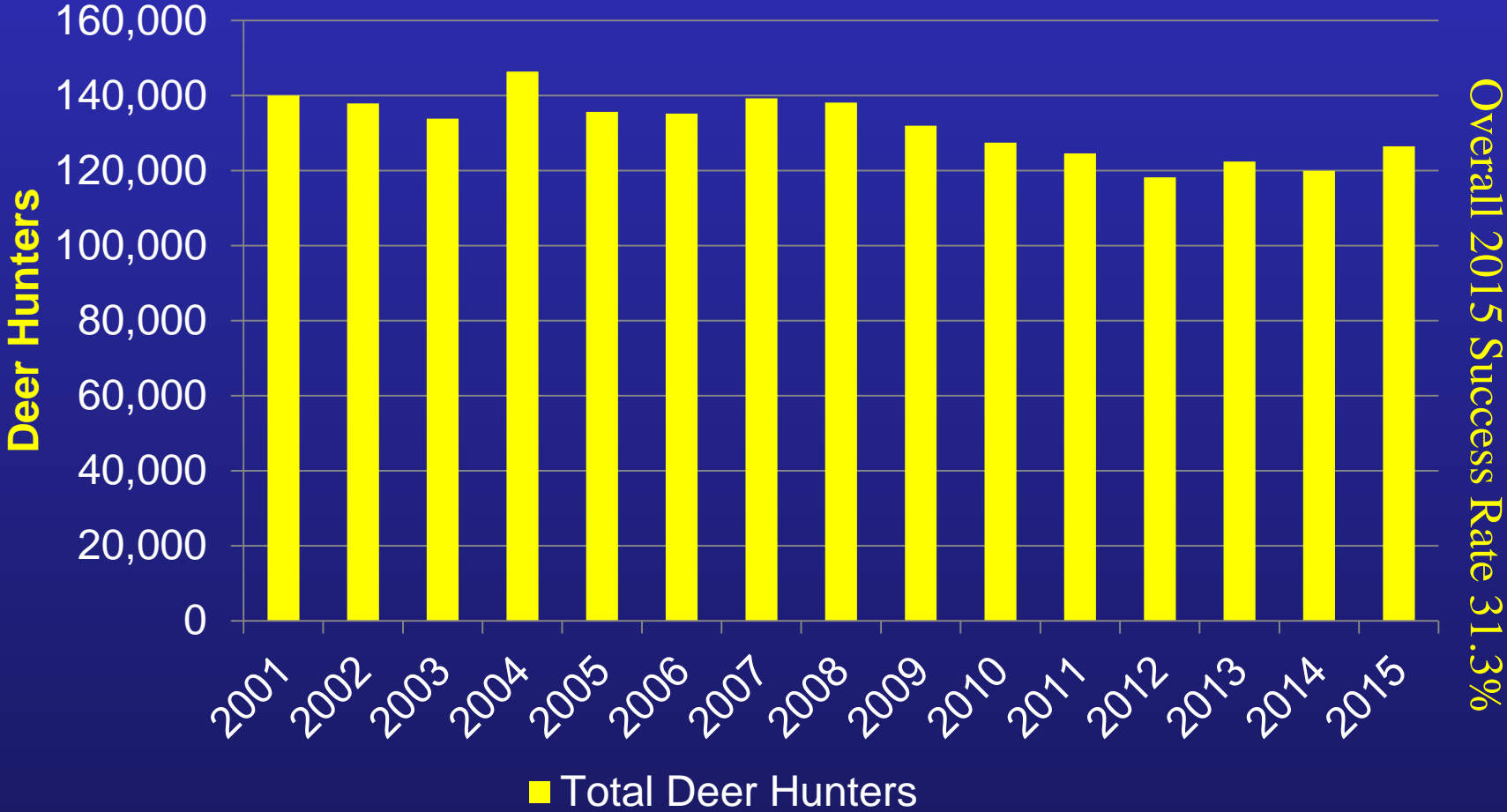
# Deer Harvest 2001 to 2015

## General Season and Special Permit Combined



# Deer Hunters 2001 to 2015

## General Season and Special Permit Combined



# Idaho F&G News Release

<https://fishandgame.idaho.gov/public/media/viewNewsRelease.cfm?newsID=8106>

**March 14, 2016**

- Idaho's 2015 whitetail harvest sets all-time record
- Hunters (151,799) took an estimated 30,568 whitetails in 2015, topping the 1996 record of 29,800.
- The combined estimated mule deer and whitetail harvest was 68,764, which exceeded the 2014 harvest of 61,200, and it was the highest deer harvest since 1991.
- The mule deer harvest was also 5,200 more than in 2014.
- Further breakdowns of the 2015 harvest showed that hunters took 83 percent of the deer and 61 percent of the elk during general seasons.

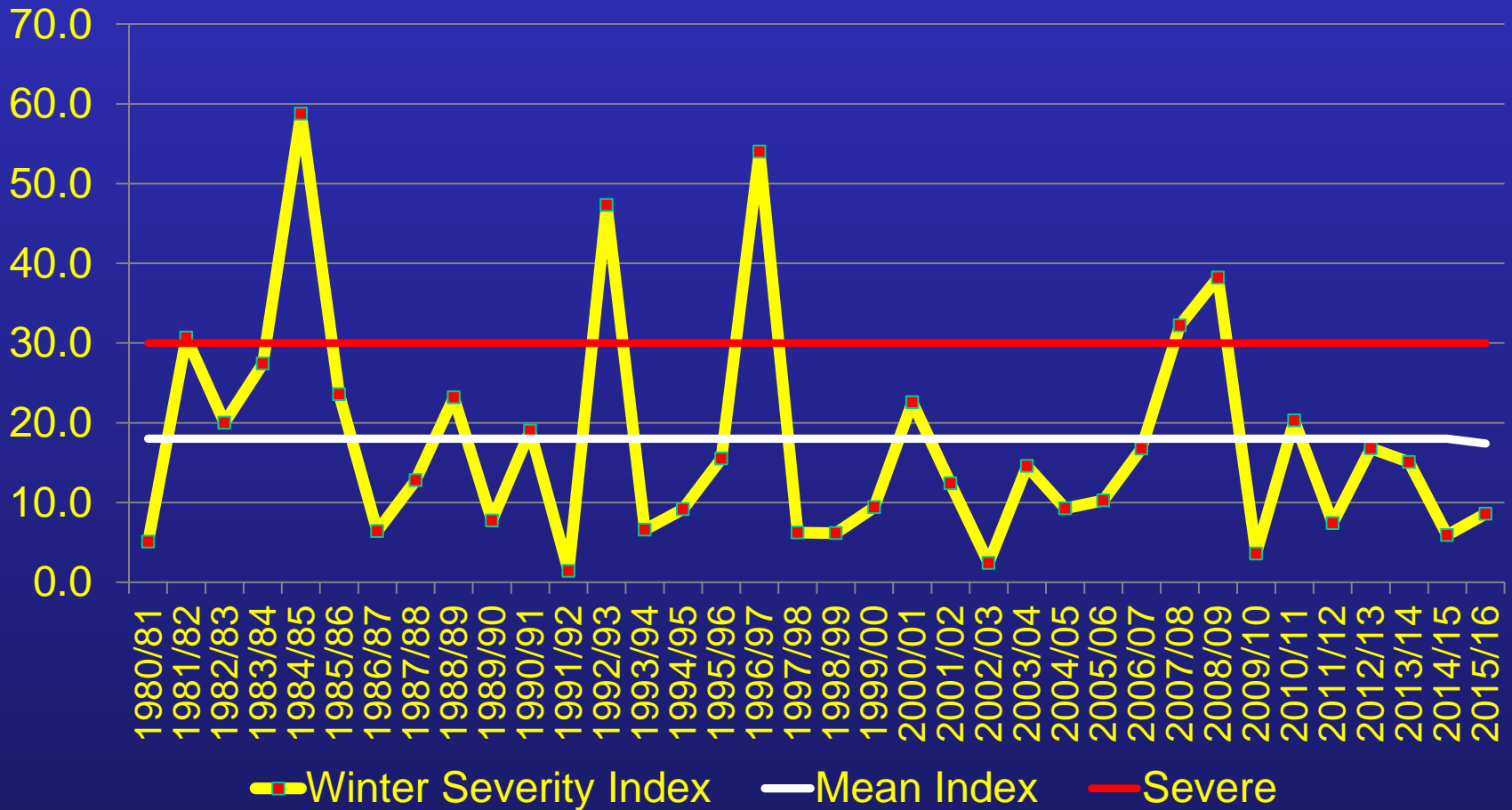
# Idaho F&G News Release

<https://fishandgame.idaho.gov/public/media/viewNewsRelease.cfm?newsID=8106>

**March 14, 2016**

- Total 2015 deer harvest: 68,764  
– 2014 harvest: 61,200
- Overall success: 45 percent
- 2015 whitetail deer harvest: 30,568 (new all-time record)
- 2015 total deer harvest (mule deer and whitetails) was the highest since 1991.

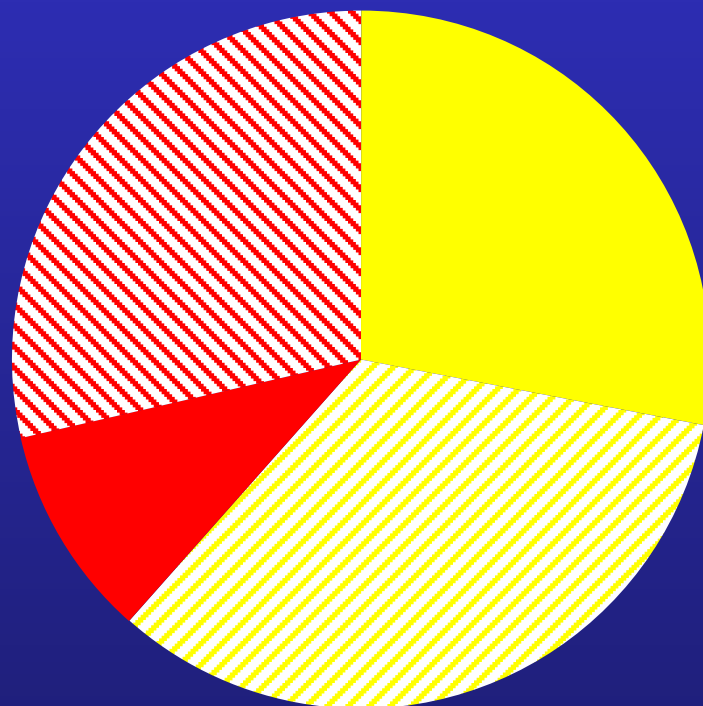
# Northeast Winter Severity Index



# Harvest Estimation

- Rates of hunter-reporting compliance (i.e., on-time vs late submission of the required hunter report by the Jan 31<sup>st</sup> deadline) are *not the same from year to year*
- The difference between harvest info collected by compliant vs non-compliant hunters *is significant*
  - Hunters who harvest successfully are significantly more likely to comply with the hunter reporting deadline
- WDFW harvest information for non-compliant hunters is estimated based on *thousands* of follow-up phone surveys conducted after the Jan 31<sup>st</sup> reporting deadline has passed
  - (Social and Economic Sciences Research Center – WSU)

## Harvest Reporting

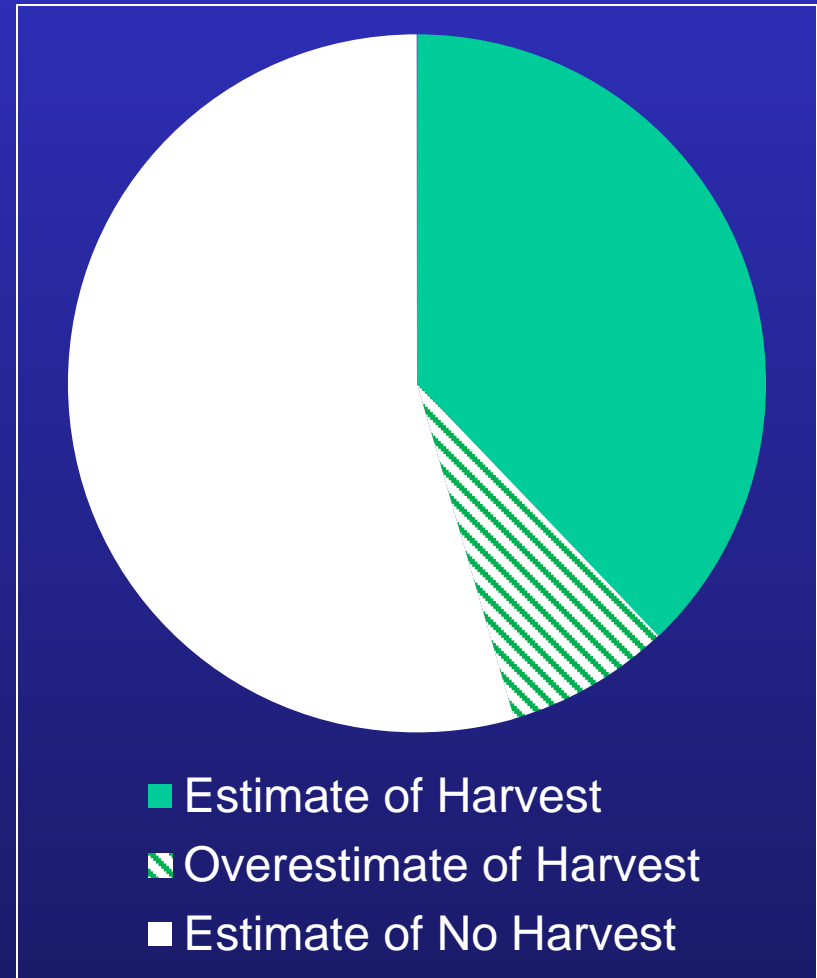


- Compliant and successful harvest
- ▨ Compliant and no harvest
- Non-compliant and successful harvest
- ▨ Non-compliant and no harvest

# Harvest Estimation

Failure to account for the *difference* in harvest success of compliant and non-compliant hunters would result in a *substantial* overestimate of harvest

Note: Hunter reporting information presented here is intended as an example only and reflects generalized reporting rates and harvest success for District 1 during the 2015 hunting season





# Status of Mule Deer Populations

Mule Deer Zone	Status	Hunting Seasons
Okanogan	Methow Watershed Okanogan Watershed Decreasing	Status quo
Chelan	Last composition counts buck ratios were at objective	Status quo
Blue Mountains	Harvest Stable	Status quo
Columbia Basin / Palouse	Aerial Survey Stable	Status quo
Douglas	Driven routes. Buck ratios stable	Status quo
North Half	Harvest data	Status quo
Central Cascades	Aerial Survey (nc)	Status quo

# Status of White-tailed Deer Populations

White-tailed Deer Zone	Status	Hunting Season Recommendations
Selkirk	Harvest data suggest increase from previous year Road survey data is mixed	Reduce antlerless opportunity for Y/S/D to 4 days
Palouse	Ground Survey Stable Age and Sex Ratios	Status Quo
Blue Mountains	Harvest Data	Status Quo
Columbia Basin	Aerial Survey Limited Data for WTD	Status Quo
North Cascades	Stable	Status Quo
Okanogan Highlands	Harvest Data	Status Quo

# Status of Black-tailed Deer Populations

Black-tailed Deer Zone	Status	Hunting Season Recommendations
Western Washington	Harvest Data	Status quo

# Deer General Seasons

## WAC 232-28-357

- Second year of a 3-year package
- No major changes proposed except changes to white-tailed deer antlerless opportunity in NE

# Hemorrhagic Disease

Bluetongue and Epizootic Hemorrhagic Disease (EHD)

- Major outbreaks in recent history
- 1946, 1953, 1967, 1992 (24 states reported disease that year)
- Typically in Spokane, Whitman, Lincoln Adams, Garfield, Stevens Counties
- In 2015, Eastern Washington, Idaho, Montana, and Oregon reported losses from bluetongue

# Bluetongue 2015

- Concerns expressed by the public about the number of deer lost to bluetongue in the NE (District 1)
- Anecdotal reports and reports to the Department of deer losses in Region 1
- Majority of the reports come from places where deer and people overlap
- Department recognizes that there are data gaps that prevent a full understanding of the population impact

# Floor Change

- Page 5
- Modern Firearm
- Under Hunters 65 and Over, Disabled or Youth General Season – GMUs 101-121
- Under Hunters 65 and Over and Disabled – GMUs 117 and 121
- Youth General Season – GMUs 117, 121
- Change the 2016 dates to Oct. 20-23
- Change the 2017 dates to Oct. 19-22

# Rationale

- Conservative management action in response to uncertainty
- Establishes a hunting season framework that hunters are familiar with from 2014
- Based on past history – will have a positive impact on the antlerless white-tailed deer subpopulation



# Questions on 232-28-357



# Deer Special Permits

## WAC 232-28-359

- Some Quality special permits were routinely adjusted through the special permit allocation process
- Island special permits were shifted
  - Retained 2<sup>nd</sup> Deer, antlerless
  - Removed Youth, Senior, Disabled
  - Staff will be focusing more attention on gaining access to private lands in the future



# Questions on WAC 232-28-359

