


Summary Report of Results of Bass and Walleye Fishing Contests Held in Washington 2006



Warmwater Fish Enhancement

by Bruce M. Baker



Washington Department of
FISH AND WILDLIFE
Fish Program
Fish Management Division

Summary Report of Results of Bass and Walleye Fishing Contests Held in Washington 2006

by

Bruce M. Baker
Washington Department of Fish and Wildlife
Warmwater Fish Enhancement Program
600 Capitol Way North
Olympia, Washington 98501-1091

March 2007

FPA 07-01

Table of Contents

List of Tables	ii
List of Figures	iii
Executive Summary	1
Contest Activity	2
Bass Contests	2
Walleye Contests	2
Sponsors	3
Bass Contests	3
Walleye Contests	4
Location	5
Bass Contests	5
Walleye Contests	6
Timing	7
Bass Contests	7
Total Catch	8
Bass Contests	8
Walleye Contests	9
Fish Size	10
Bass Contests	10
Catch Rate	12
Bass Contests	12
Walleye Contests	12
Percent Released	14
Bass Contests	14
Walleye Contests	15
Prize Value	16
Bass Contests	16
Walleye Contests	16
Appendix 1	17
Appendix 2	29
Appendix 3	41
Appendix 4	45

List of Tables

Table 1.	Number of bass fishing contests held annually in Washington State, 1980-2006.....	2
Table 2.	Number of walleye fishing contests held annually in Washington State, 1994-2006 .	2
Table 3.	Contest sponsors and number of contests per sponsor for bass fishing contests held in Washington State, 2006	3
Table 4a.	Washington waters with high levels of bass contest activity, 1990-2006	5
Table 4b.	Washington waters with high levels of bass contest activity, 1990-2006	6
Table 5.	Total number of walleye caught in fishing contests held in Washington State, 1994 - 2006 by body of water and overall. *based on two contests	9
Table 6.	Average weight for bass (largemouth and smallmouth bass combined) caught during bass fishing contests held in Washington State, 1980-2006.....	10
Table 7.	Annual average weight of walleye caught during walleye fishing contests held in Washington State, 1994-2006, by body of water and overall.....	11
Table 8.	Average annual catch rate for bass (largemouth and smallmouth bass combined) caught during bass fishing contests held in Washington State, 1980-2006.....	12
Table 9.	Annual average catch rate for walleye caught during walleye fishing contests held in Washington State, 1994-2006 by body of water and overall.....	13
Table 10.	Percent survival (nearest whole percentage) for largemouth bass and smallmouth bass combined 1980-2006 and percent survival for largemouth and smallmouth bass 1996-2006.....	14
Table 11.	Percent survival (nearest whole percentage) for walleye 1995-2006.....	15

List of Figures

- Figure 1. Number and monthly distribution of bass contests held in Washington State, 2006 ..7
- Figure 2. Historical catch of largemouth and smallmouth bass by percentage, from bass fishing contests held in Washington, 1980-2006.....8

Executive Summary

A total of 188 bass fishing contests sponsored by 49 bass clubs or other organizations were held in 2006. The bass contests were held on 46 different bodies of water and the majority of the contests were held on the Columbia River system. A total of 22,371 bass were caught (largemouth and smallmouth bass). The average weight per bass was 2.01 pounds. The largest largemouth bass caught was 7.91 pounds and the largest smallmouth bass caught was 7.59 pounds. The overall catch rate was 0.28 fish per hour and 98.6% of the bass caught were reported released alive. The total value of prizes awarded was estimated at \$434,897.

A total of six walleye fishing contests were held in 2006 and were sponsored by six walleye clubs or other organizations. The contests were held on five different bodies of water. A total of 3,322 walleye were caught. The average weight per walleye was 2.19 pounds. The largest walleye caught was 13.32 pounds. The overall catch rate was 0.20 fish per hour and 98.0% of the walleye caught were reported released alive. The total value of prizes awarded was estimated at \$165,966.

Contest Activity

Bass Contests

A total of 200 permits were issued for bass fishing contests in 2006. However, the number of actual contests held did not equal the number of permits issued. In two circumstances, a single contest was issued two permits because it involved two separate bodies of water and 10 contests were canceled. Thus, the actual number of contests held in Washington State during 2006 was 188 (Table 1). This was an increase from the previous year (172 contests). The average number of bass contests held in Washington during the past seven years (2000-2006) was 174. For the previous ten years (1990-1999) the average was 144, and for the ten years preceding (1980-1989), the average was 74. The number of contests per year for the entire 27-year period was 126. In addition, for the first time, we received final reports from all the contests that occurred.

Table 1. Number of bass fishing contests held annually in Washington State, 1980-2006.

Year	Number	Year	Number	Year	Number
1980	66	1990	125	2000	165
1981	64	1991	101	2001	173
1982	64	1992	131	2002	178
1983	38	1993	141	2003	181
1984	41	1994	152	2004	162
1985	51	1995	159	2005	172
1986	59	1996	169	2006	188
1987	126	1997	147		
1988	110	1998	161		
1989	120	1999	151		

Average (1980-1989) = 74

Average (1990-1999) = 144

Average (2000-2006) = 174

Average (1980-2006) = 126

Walleye Contests

Six walleye fishing contests were reported for 2006, which was the same number reported for the previous year (Table 2).

Table 2. Number of walleye fishing contests held annually in Washington State, 1994-2006.

Year	Number	Year	Number	Year	Number	Year	Number
1994	2	1998	5	2002	5	2006	6
1995	3	1999	5	2003	6		
1996	3	2000	5	2004	6		
1997	5	2001	5	2005	6		

Sponsors

Bass Contests

A total of 49 bass clubs and other organizations sponsored at least one bass fishing contest during 2006 (Table 3).

Table 3. Contest sponsors and number of contests per sponsor for bass fishing contests held in Washington State, 2006.

SPONSOR	ABBREVIATION	NO. OF CONTESTS
AMERICAN BASS ANGLERS	AMBA	5
AMERICAN BASS ASSOCIATION	ABA	1
AMERICAN BASS ASSOCIATION ID	ABAID	3
AMERICAN BASS ASSOCIATION OR	ABAOR	2
AMERICAN BASS ASSOCIATION WA	ABAWA	6
BASS ADVENTURES	BAS	2
BASS FEDERATION NATION OF WA	FNWA	4
BORDERLINE BASSIN CONTENDERS	BBCS	6
CAPITAL CITY BASS CLUB	CCBC	7
CASTMASTERS BASS CLUB	CMBC	5
CENTRAL OREGON BASS CLUB	COBC	1
CENTRAL WA BASS CLUB	CWBC	5
CHELAN BASS CLUB	CBC	6
CLATSOP COUNTY BASSMASTERS	CCBM	1
CLEARWATER BASS ANGLERS	CBA	5
COASTAL BASS	COB	6
COLUMBIA BASIN BASS CLUB	CBBC	7
EVERGREEN BASS CLUB	EBC	5
FRIENDS OF VFW	FOVFW	1
FROSTBITE	FB	1
INLAND EMPIRE BASS CLUB	IEBC	7
LEWIS COUNTY BASS CLUB	LCBC	7
LONG LAKE BASS CLUB	LLBC	7
MIKE MARSHALL MEMORIAL TOURNEY	MMMT	1
MT ST HELENS BASS CLUB	MSHBC	6
NORTHEND BASS CLUB	NEBC	4
NORTHWEST BASS	NWB	6
NORTHWEST BASS CLUB	NWBC	5
OKANOGAN VALLEY BASS CLUB	OVBC	7
OREGON BASS FEDERATION	OBFB	3
OREGON HAWG HUNTERS	OHH	1
OROVILLE MAY FESTIVAL	OMF	1
PEND OREILLE BASS CLUB	POBC	2
PIERCE COUNTY BASS ANGLERS	PCBA	7
POTHOLES BASS CLUB	PHBC	6
PROSSER BASS TOURNAMENT	PBT	1

Table 3. Contest sponsors and number of contests per sponsor for bass fishing contests held in Washington State, 2006. (continued)

SPONSOR	ABBREVIATION	NO. OF CONTESTS
PUYALLUP HAWG HUNTERS	PHH	7
RAINIER BASS CLUB	RBC	2
RAY STANLEY MEMORIAL BASS TOURNAMENT	RSMBT	1
SKAGIT VALLEY BASS ANGLERS	SVBA	7
SPOKANE VALLEY MARINE	SVM	1
SUPERIOR BASS FISHING ASSOCIATION	SBFA	2
TRI CITY BASS CLUB	TCB	1
US ANGLER'S CHOICE WA	ACWA	7
WASHINGTON BASS ASSOCIATION	WBA	6
WASHINGTON STATE BASS FEDERATION	WSBF	5
WESTERN BASS CLUB	WBC	7
WESTERN STAR	WS	1
WOOD STONE CORP	WOSC	1

Walleye Contests

Six walleye contests were held in 2006, one each sponsored by Big Wally's (BW), Central Washington Fish Advisory Committee (CWFAC), Lower Columbia Walleye Club (LCWC), The Meseberg Family (TMF), Lake Roosevelt Walleye Club (LRWC), and the Spokane Walleye Club (SWC).

Location

Bass Contests

Bass fishing contests were held on 46 different waters in 2006. The greatest numbers of contests in 2006 were held on Banks Lake (16), the Columbia River (39), Potholes Reservoir (16), and Lake Sammamish (11) (Tables 4a and 4b). Please refer to the attached Appendixes for a complete summary of all bass and walleye fishing contest activities in 2006.

Table 4a. Washington waters with high levels of bass contest activity, 1990-2006. ¹includes below Bonneville Dam, Bonneville Lake, Lake Celilo, Lake Entiat, Lake Pateros, Priest Rapids Lake, Lake Roosevelt, Lake Umatilla, Lake Wallula, and Wanapum Lake. ²includes Boundary Reservoir and Box Canyon Reservoir. ³includes Lake Bryan, Lower Granite Lake, Lake Herbert G. West, and Lake Sacajawea.

Water	1990	1991	1992	1993	1994	1995	1996	1997	1998	1999	2000
Banks Lake	17	16	17	17	18	21	19	19	19	16	18
Columbia River ¹	17	21	18	24	19	37	17	21	20	22	36
Duck Lake	2	3	4	4	3	4	8	6	6	7	5
Long Lake (Spokane)	4	1	0	0	7	1	1	1	4	3	6
Moses Lake	6	4	3	5	7	6	1	1	1	4	6
Pend Oreille River ²	3	3	1	3	3	3	4	1	5	5	5
Potholes Reservoir	16	18	17	14	19	18	21	11	10	8	12
Riffe Lake	0	0	4	8	7	3	7	8	14	4	9
Lake Sammamish	7	7	7	7	6	7	9	6	8	5	7
Silver Lake (Cowlitz)	11	9	8	5	9	10	9	8	9	4	3
Snake River ³	18	5	4	9	10	10	1	2	4	6	4
Lake Washington	2	0	1	4	1	4	4	10	11	11	11
Whatcom Lake	1	2	6	5	6	2	10	9	12	10	9
Totals	104	89	90	105	115	126	111	103	123	105	131

Table 4b. Washington waters with high levels of bass contest activity, 1990-2006. ¹includes below Bonneville Dam, Bonneville Lake, Lake Celilo, Lake Entiat, Lake Pateros, Priest Rapids Lake, Lake Roosevelt, Lake Umatilla, Lake Wallula, and Wanapum Lake. ²includes Boundary Reservoir and Box Canyon Reservoir. ³includes Lake Bryan, Lower Granite Lake, Lake Herbert G. West, and Lake Sacajawea.

Water	2001	2002	2003	2004	2005	2006
Banks Lake	20	18	17	15	20	16
Columbia River ¹	33	27	38	32	31	39
Duck Lake	6	9	4	5	6	4
Long Lake (Spokane)	6	6	7	7	6	7
Moses Lake	2	2	1	3	1	7
Pend Oreille River ²	6	7	5	4	7	6
Potholes Reservoir	13	13	16	16	15	16
Riffe Lake	6	9	7	6	5	9
Lake Sammamish	9	8	12	7	10	11
Silver Lake (Cowlitz)	4	5	9	7	5	6
Snake River ³	11	9	7	8	8	9
Lake Washington	12	15	13	9	11	7
Whatcom Lake	8	8	10	9	10	4
Totals	136	136	146	128	135	141

Walleye Contests

One walleye contest each was held at Banks Lake, the Columbia River (below Bonneville Dam), Moses Lake, and Potholes Reservoir. Two walleye contests were held at Lake Roosevelt.

Timing

Bass Contests

At least one bass fishing contest was held during every month except January, February, and December in 2006 (Figure 1). Most of the contest activity occurred between April and September, which is consistent with previous years. The highest level of contest activity was recorded in June (33), followed by April, July, and September (31 each), May (30), and August (25). This pattern is slightly different from last year, but the pattern of contest activity has remained very similar since the mid-1980s.

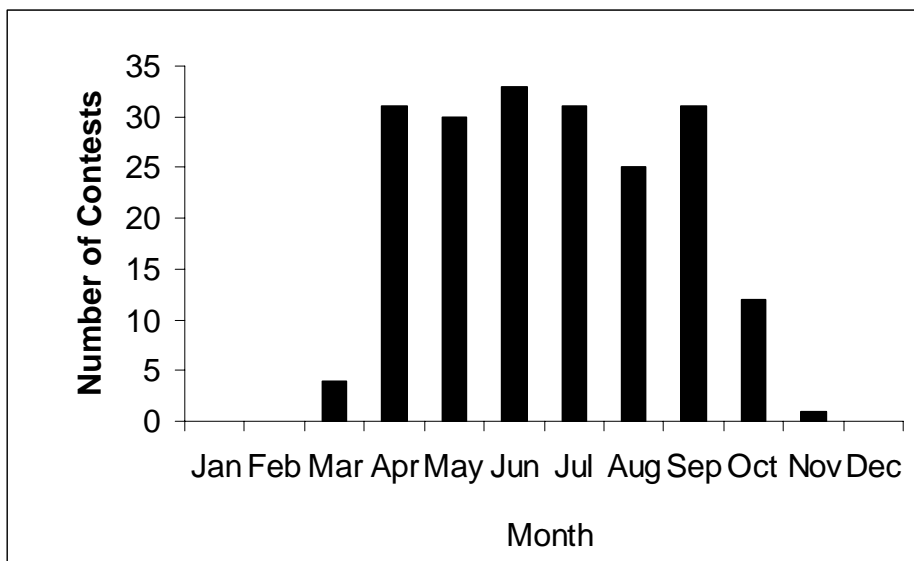


Figure 1. Number and monthly distribution of bass contests held in Washington State, 2006.

Walleye Contests

Walleye fishing contests in 2006 were held in the months of April (1), May (1), June (2), August (1), and September (1).

Total Catch

Bass Contests

The total number of bass (largemouth and smallmouth combined) weighed in at all contests held in Washington during 2006 was 22,371. This was up from the number reported in 2005. All the contests were able to provide the number of largemouth and smallmouth bass weighed in respectively, when both species were encountered. Seventy-five percent (16,683) of the total number of bass caught were smallmouth bass and 25% (5,688) were largemouth bass. Unfortunately, many of these contests were unable to provide a total weight for each species and therefore, reported a combined total weight. For those contests that were able to report separate total weights for largemouth bass and smallmouth bass, data was available for 16,254 bass. Eighty-nine percent (14,425) were smallmouth bass and 11% were largemouth bass (1,829). The 2006 catch marks the 14th time in 27 years that the catch of smallmouth bass exceeded that of largemouth bass. Prior to 1988, contest relative abundance favored largemouth bass (Figure 2). The percentage of smallmouth bass relative to largemouth bass caught by contest anglers has increased dramatically since the late 1980s, and has been dominant since 1997.

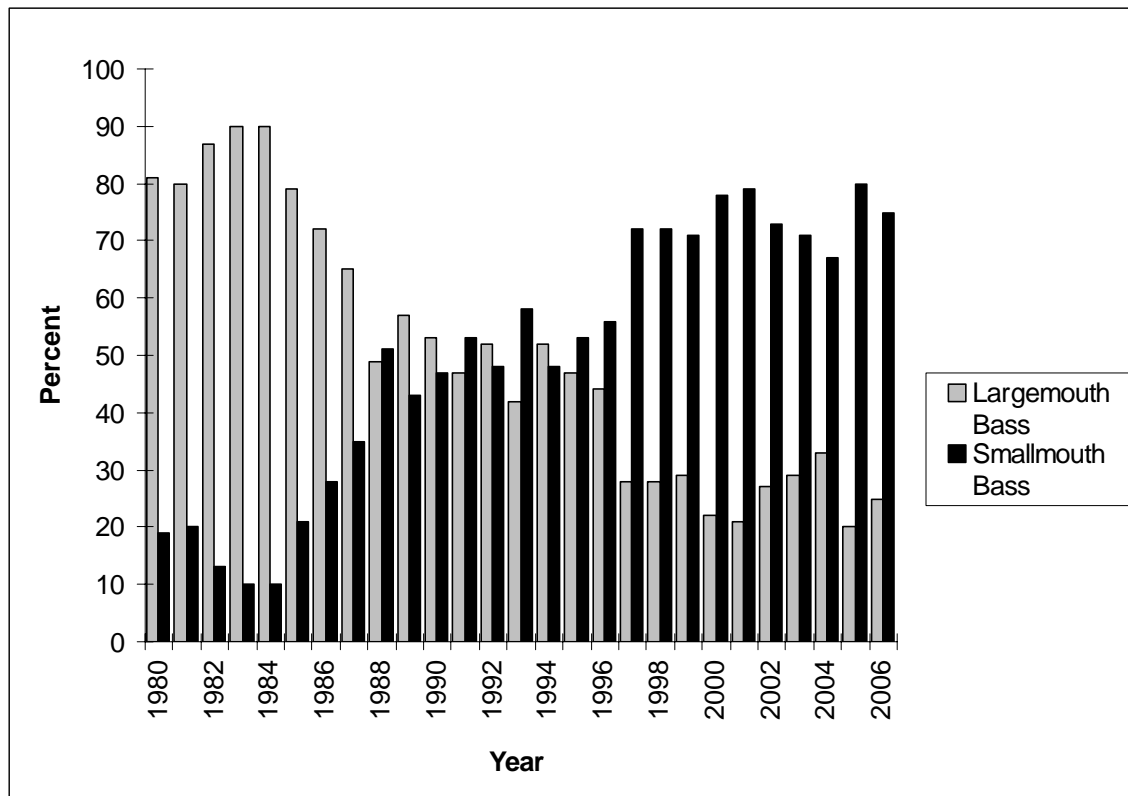


Figure 2. Historical catch of largemouth and smallmouth bass by percentage, from bass fishing contests held in Washington, 1980-2006.

Walleye Contests

A total of 3,322 walleye were caught in 2006 (Table 5), which is down from the number reported in 2005.

Table 5. Total number of walleye caught in fishing contests held in Washington State, 1994 - 2006 by body of water and overall. *based on two contests.

Year	Banks	Columbia River (below Bonneville Dam)	Moses	Potholes	Roosevelt	Total
1994	no contests	no contests	20	no contests	639	659
1995	no contests	no contests	47	156	905	1108
1996	159	no contests	no contests	140	827	1126
1997	311	no contests	295	54	814	1474
1998	183	no contests	203	30	591	1007
1999	191	46	214	104	1604*	2159
2000	386	24	212	9	788	1419
2001	268	56	74	117	992	1447
2002	603	86	529	822	1787	3827
2003	208	135	441*	901	1139	2824
2004	280	125	608	612	1465	3090
2005	781	89	607	607	1703	3787
2006	892	70	315	489	1556	3323

Fish Size

Bass Contests

The average size for all bass weighed from fishing contests held in Washington State in 2006 was 2.01 pounds per fish (Table 6). This combined average of largemouth bass and smallmouth bass was quite a bit less than the 3.18 pound per fish average of last year. However, last year appears to be more of an anomaly as the average weight per fish has never gone higher than 2.16 pounds per fish. The largest largemouth bass weighed in during 2006 was 7.91 pounds and it was caught in American Lake, Pierce County. The largest smallmouth bass weighed in during 2006 was 7.59 pounds and it was caught in Palmer Lake, Okanogan County.

Table 6. Average weight for bass (largemouth and smallmouth bass combined) caught during bass fishing contests held in Washington State, 1980-2006.

Year	Average Weight	Year	Average Weight	Year	Average Weight
1980	1.64	1990	1.59	2000	1.23
1981	1.18	1991	1.74	2001	1.95
1982	1.67	1992	1.85	2002	2.14
1983	1.84	1993	1.54	2003	1.94
1984	1.91	1994	1.76	2004	1.94
1985	2.16	1995	1.65	2005	3.18
1986	1.69	1996	2.03	2006	2.01
1987	1.83	1997	2.02		
1988	1.80	1998	1.96		
1989	1.82	1999	1.29		

Walleye Contests

The average weight for all walleye weighed from fishing contests held in Washington in 2006 was 2.19 pounds (Table 7). The average weight of walleye caught in Banks Lake was 2.43 pounds, in the Columbia River (below Bonneville Dam) it was 5.81 pounds, in Moses Lake it was 3.26 pounds, in Potholes Reservoir it was 2.76 pounds, and in Lake Roosevelt it was 1.45 pounds. The weight of the largest size walleye weighed in was 13.32 pounds and it was caught in the Columbia River below Bonneville Dam (Clark, Cowlitz, Pacific, Skamania, and Wahkiakum Cos.). The weight of the smallest walleye recorded was 0.36 pounds and it was caught in Lake Roosevelt (Ferry, Grant, Lincoln, Okanogan, Spokane, and Stevens Cos.)

The average weight of walleye caught in Banks Lake in 2006 is up from 1.96 pounds in 2005. The average weight of walleye caught in the Columbia River (below Bonneville Dam) is up from 5.45 pounds in 2005. The average weight of walleye caught in Moses Lake is up from 3.05

pounds in 2005. The average weight of walleye caught in Potholes Reservoir is up from 2.42 pounds in 2005. The average weight of walleye caught in Lake Roosevelt was just about the same as in 2005 (1.46 pounds).

Table 7. Annual average weight of walleye caught during walleye fishing contests held in Washington State, 1994-2006, by body of water and overall.

Year	Banks	Columbia River (below Bonneville Dam)	Moses	Potholes	Roosevelt	Total
1994	no contests	no contests	3.31	no contests	1.33	1.39
1995	no contests	no contests	4.19	3.77	no data	3.87
1996	4.64	no contests	no contests	2.87	1.34	2.00
1997	3.38	no contests	2.55	2.99	1.43	2.11
1998	3.96	no contests	3.01	3.32	1.77	3.09
1999	2.68	4.61	2.86	3.36	no data	2.92
2000	2.70	5.21	2.78	3.86	no data	2.84
2001	2.97	3.45	3.84	4.65	1.95	2.47
2002	2.32	4.46	3.01	2.60	1.57	2.17
2003	3.04	5.61	2.73	2.50	1.69	1.86
2004	2.55	4.47	3.07	2.58	1.49	1.50
2005	1.96	5.45	3.05	3.05	1.46	2.06
2006	2.43	5.81	2.76	3.26	1.45	2.19

Catch Rate

Bass Contests

The overall combined catch rate for largemouth bass and smallmouth bass for bass fishing contests held in Washington State in 2006 was 0.28 fish per hour (Table 8), which was a little higher than last year's catch rate.

Table 8. Annual catch rate for bass (largemouth and smallmouth bass combined) caught during bass fishing contests held in Washington State, 1980-2006.

Year	Catch Rate	Year	Catch Rate	Year	Catch Rate
1980	0.19	1990	0.13	2000	0.18
1981	0.21	1991	0.15	2001	0.23
1982	0.20	1992	0.22	2002	0.23
1983	0.16	1993	0.21	2003	0.29
1984	0.13	1994	0.22	2004	0.23
1985	0.08	1995	0.20	2005	0.24
1986	0.11	1996	0.25	2006	0.28
1987	0.13	1997	0.18		
1988	0.15	1998	0.18		
1989	0.16	1999	0.17		

Walleye Contests

The average catch rate (CPUE) for all contests in 2006 was 0.20 fish per hour (Table 9). This was a little bit lower than what was reported in 2005. The CPUE for Banks Lake was 0.27 fish per hour, which is a little higher than the rate of last year. The CPUE for the Columbia River (below Bonneville Dam) was 0.07 fish per hour, which was almost the same as last year. The CPUE for Moses Lake was 0.13 fish per hour, which was quite a bit lower than the rate reported in 2005. The CPUE for Potholes Reservoir was 0.08 fish per hour, which was slightly less than half of the rate reported in 2005. The CPUE for Lake Roosevelt was 0.33 fish per hour, which was almost the same as the rate reported in 2005.

Table 9. Annual catch rate for walleye caught during walleye fishing contests held in Washington State, 1994-2006 by body of water and overall.

Year	Banks	Columbia River (below Bonneville Dam)	Moses	Potholes	Roosevelt	Total
1994	no contest	no contests	0.03	no contests	0.25	0.20
1995	no contest	no contests	0.08	0.10	0.27	0.20
1996	0.07	no contests	no contests	0.10	0.30	0.17
1997	0.14	no contests	0.11	0.07	0.53	0.21
1998	0.09	no contests	no data	0.05	0.54	0.26
1999	0.09	0.05	0.10	0.09	0.07	0.22
2000	0.14	0.03	0.18	0.02	0.37	0.19
2001	0.08	0.07	0.03	0.06	0.36	0.13
2002	0.15	0.13	0.16	0.32	1.21	0.31
2003	0.06	0.16	0.26	0.55	0.37	0.29
2004	0.09	0.09	0.19	0.12	0.27	0.19
2005	0.24	0.08	0.20	0.14	0.32	0.22
2006	0.27	0.07	0.13	0.08	0.33	0.20

Percent Released

Bass Contests

A total of 98.6% of all bass weighed in during contests held in 2005 were released alive and reported in good condition. This percentage was just about the same as last year's figure (98.9%), but slightly above the 25-year average. Live release rates for smallmouth bass are nearly always lower than those for largemouth bass, presumably due to a higher incidence of handling mortality. However, when the survival rates for largemouth bass and smallmouth bass were compared since 1996, there has not been a noticeable difference (Table 10).

Table 10. Percent survival for largemouth bass and smallmouth bass combined 1980-2006 and percent survival for largemouth and smallmouth bass 1996-2006.

Year	Largemouth and Smallmouth Percent Survival	Largemouth % Survival	Smallmouth % Survival
1980	91.0	no data	no data
1981	87.0	no data	no data
1982	94.0	no data	no data
1983	96.0	no data	no data
1984	98.0	no data	no data
1985	96.0	no data	no data
1986	98.0	no data	no data
1987	98.0	no data	no data
1988	no data	no data	no data
1989	99.0	no data	no data
1990	99.0	no data	no data
1991	91.0	no data	no data
1992	99.0	no data	no data
1993	97.0	no data	no data
1994	99.0	no data	no data
1995	98.0	no data	no data
1996	99.0	94.0	98.0
1997	99.0	96.0	93.0
1998	98.0	99.0	99.0
1999	99.0	100.0	98.0
2000	99.0	99.0	98.0
2001	99.0	99.0	99.0
2002	98.0	99.0	98.0
2003	98.0	98.0	99.0
2004	98.0	99.0	98.0
2005	99.0	99.0	99.0
2006	99.0	99.0	98.0
Average	97.1	98.3	97.9

Walleye Contests

A total of 98.0% of all walleye weighed in during contests held in 2006 were released alive and reported in good condition (Table 11). This was the same percentage as last year and was also equal to the 12-year average.

Table 11. Percent survival (nearest whole percentage) for walleye 1995-2006.

Year	Percent Survival
1995	99.0
1996	99.0
1997	97.0
1998	98.0
1999	100.0
2000	99.0
2001	96.0
2002	97.0
2003	98.0
2004	98.0*
2005	98.0
2006	98.0
Avg.	98.0

*one contest was not catch and release and it was excluded from percent survival computations.

Prize Value

Bass Contests

The total value of prizes offered for bass fishing contests was estimated at \$434,987 in 2006, or an average of \$2,710 per contest. This was based on 176 contests. Although there were 188 contests actually held in 2006, information on the total value of prizes given was missing from 12 of them. This year's total amount was above last year's (\$346,150) amount and the average was a little more than the 2005 average of \$2,137. Prize values ranged from \$0.00 to a high of \$55,500 (Lake Wallula, Benton County).

Walleye Contests

The total value of prizes offered for walleye contests in 2005 was estimated at \$165,996 or \$27,661 per contest. This total amount was down from the amount awarded in 2005 (\$172,410). The average value per contest was less than last year's (\$28,735). Prize values ranged from a low of \$16,000 (Columbia River (below Bonneville Dam), Clark, Cowlitz, Wahkiakum, Pacific, and Skamania Cos.) to a high of \$38,686 (Potholes Reservoir, Grant County).

Appendix 1

Summary of Bass (Largemouth and Smallmouth Data Combined) Fishing Contest Reports for
Individual Waters, 2006

Permit No.	Water	County	Start Date	End Date	Sponsor Abbrev.	Number Anglers	Anglers Hours	No. Caught	Weight (lbs)	No. Released	Avg Weight (lbs)	CPUE	Percent Released	Prizes Awarded
163	ALDER	THURSTON*	05/06/2006	05/07/2006	COB	10	90	22	37.40	22	2.67	0.24	100.0	\$50
212	ALDER	THURSTON*	07/30/2006	07/30/2006	CMBC	18	144	22	24.65	21	2.07	0.15	95.5	\$0
Total or average						28	234	44	62.05	43	1.41	0.19	97.7	\$50
No. of contests based on						2	2	2	2	2	2	2	2	2
136	AMERICAN	PIERCE	09/09/2006	09/10/2006	WBA	16	136	18	23.09	12	2.51	0.13	66.7	\$225
38	BANKS	GRANT	04/08/2006	04/09/2006	NWB	220	2200	480	879.33	480	1.83	0.22	100.0	\$25,500
114	BANKS	GRANT	04/29/2006	04/30/2006	ABAWA	134	2412	335	794.57	335	2.37	0.14	100.0	\$9,786
22	BANKS	GRANT	05/27/2006	05/29/2006	WSBF	178	2848	1679	2636.00	1665	1.57	0.59	99.2	\$1,200
101	BANKS	GRANT	06/10/2006	06/11/2006	AMBA	4	48	20	34.00	20	1.70	0.42	100.0	\$200
48	BANKS	GRANT	06/24/2006	06/25/2006	OVBC	12	96	30	57.59	28	1.92	0.31	93.3	NO DATA
75	BANKS	GRANT	07/15/2006	07/16/2006	PHH	28	300	177	285.30	171	1.61	0.59	96.6	\$410
150	BANKS	GRANT	07/22/2006	07/23/2006	NEBC	20	320	190	305.00	172	1.61	0.59	90.5	\$300
79	BANKS	GRANT	08/05/2006	08/06/2006	SVM	100	1900	469	964.00	461	2.06	0.25	98.3	\$8,500
42	BANKS	GRANT	08/12/2006	08/13/2006	NWB	184	1840	459	858.41	455	1.87	0.25	99.1	\$19,780
120	BANKS	GRANT	09/02/2006	09/03/2006	ACWA	11	88	30	71.49	30	2.38	0.34	100.0	\$786
71	BANKS	GRANT	09/16/2006	09/16/2006	PHBC	28	224	73	72.39	70	0.99	0.33	95.9	\$500
166	BANKS	GRANT	09/16/2006	09/17/2006	COB	8	112	45	61.65	45	1.37	0.40	100.0	\$40
222	BANKS	GRANT	09/16/2006	09/17/2006	EBC	9	144	78	126.08	76	1.62	0.54	97.4	\$0
20	BANKS	GRANT	10/07/2006	10/08/2006	WSBF	89	1157	411	768.78	408	1.87	0.36	99.3	\$2,100
85	BANKS	GRANT	10/14/2006	10/15/2006	IEBC	30	480	237	315.67	234	1.33	0.49	98.7	\$300
6	BANKS	GRANT	11/04/2006	11/05/2006	FB	88	1144	420	730.00	418	1.74	0.37	99.5	\$4,500
Total or average						1143	15313	5133	8960.26	5068	1.75	0.34	98.7	\$73,902
No. of contests based on						16	16	16	16	16	16	16	16	15
180	BIG	SKAGIT	03/18/2006	03/19/2006	BBCS	7	56	0		0		0.00		\$0
86	BIG	SKAGIT	04/08/2006	04/09/2006	SVBA	11	88	18	61.39	18	3.41	0.20	100.0	\$120
Total or average						18	144	18	61.39	18	3.41	0.13	100.0	\$120
No. of contests based on						2	2	2	1	1	1	2	1	2
292	BLACK	THURSTON	04/23/2006	04/23/2006	PCBA	9	90	5	14.61	5	5.77	0.06	100.0	NO DATA
95	BLACK	THURSTON	05/13/2006	05/14/2006	LCBC	21	168	30	86.70	28	5.78	0.18	93.3	\$250
Total or average						30	258	35	101.31	33	2.89	0.14	94.3	\$250
No. of contests based on						2	2	2	2	2	2	2	2	1

Permit No.	Water	County	Start Date	End Date	Sponsor Abbrev.	Number Anglers	Anglers Hours	No. Caught	Weight (lbs)	No. Released	Avg Weight (lbs)	CPUE	Percent Released	Prizes Awarded
313	BONNEVILLE	SKAMANIA*	06/03/2006	06/03/2006	OBF	62	558	155	449.14	155	2.90	0.28	100.0	\$2,500
96	BONNEVILLE	SKAMANIA*	06/17/2006	06/18/2006	LCBC	15	135	58	113.36	57	1.95	0.43	98.3	\$250
314	BONNEVILLE	SKAMANIA*	07/15/2006	07/15/2006	OBF	36	324	80	209.33	80	2.62	0.25	100.0	\$3,240
329	BONNEVILLE	SKAMANIA*	09/10/2006	09/10/2006	COBC	15	142.5	52	111.00	52	2.13	0.36	100.0	\$50
99	BONNEVILLE	SKAMANIA*	09/23/2006	09/24/2006	LCBC	14	112	48	95.86	48	3.12	0.43	100.0	\$250
Total or average						142	1271.5	393	978.69	392	2.49	0.31	99.7	\$6,290
No. of contests based on						5	5	5	5	5	5	5	5	5
274	BOUNDARY RESERVOIR	PEND OREILLE	05/06/2006	05/07/2006	WS	100	953	55	75.86	55	1.38	0.06	100.0	\$1,000
128	BOX CANYON RESERVOIR	PEND OREILLE	04/29/2006	04/30/2006	ABAID	92	920	174	489.78	174	5.59	0.19	100.0	\$6,714
185	BOX CANYON RESERVOIR	PEND OREILLE	05/13/2006	05/14/2006	CBA	12	480	106	327.00	106	3.34	0.22	100.0	\$960
81	BOX CANYON RESERVOIR	PEND OREILLE	05/20/2006	05/21/2006	IEBC	43	774	311	774.89	306	2.54	0.40	98.4	\$715
82	BOX CANYON RESERVOIR	PEND OREILLE	06/03/2006	06/04/2006	IEBC	114	1938	483	1350.37	480	2.99	0.25	99.4	\$7,000
143	BOX CANYON RESERVOIR	PEND OREILLE	06/24/2006	06/25/2006	CBBC	28	224	100	195.50	95	3.91	0.45	95.0	\$100
Total or average						289	4336	1174	3137.54	1161	2.67	0.27	98.9	\$15,489
No. of contests based on						5	5	5	5	5	5	5	5	5
84	BRYAN	WHITMAN	09/30/2006	10/01/2006	IEBC	34	612	270	405.71	269	4.82	0.44	99.6	\$300
88	CAMPBELL	SKAGIT	05/20/2006	05/21/2006	SVBA	6	56	14	61.38	14	4.38	0.25	100.0	\$150
311	CELILO	KLICKITAT	06/17/2006	06/17/2006	ABAOR	38	380	84	194.80	84	2.32	0.22	100.0	\$2,840
312	CELILO	KLICKITAT	07/08/2006	07/08/2006	ABAOR	22	220	55	133.14	54	2.42	0.25	98.2	\$1,639
Total or average						60	600	139	327.94	138	2.36	0.23	99.3	\$4,479
No. of contests based on						2	2	2	2	2	2	2	2	2
153	CHELAN	CHELAN	05/13/2006	05/14/2006	CWBC	10	80	37	69.61	37	3.39	0.46	100.0	\$70
170	CHELAN	CHELAN	05/20/2006	05/21/2006	CBC	60	480	284	805.05	283	2.83	0.59	99.6	\$4,100
123	CHELAN	CHELAN	06/03/2006	06/04/2006	ACWA	16	160	40	117.04	40	2.93	0.25	100.0	\$1,575
107	CHELAN	CHELAN	06/24/2006	06/25/2006	WBC	33	509.5	277	543.00	269	2.97	0.54	97.1	\$660
172	CHELAN	CHELAN	07/01/2006	07/02/2006	CBC	8	64	26	60.20	23	2.32	0.41	88.5	\$240
131	CHELAN	CHELAN	08/19/2006	08/20/2006	WBA	7	98.5	56	122.18	54	2.18	0.57	96.4	\$110
51	CHELAN	CHELAN	09/09/2006	09/10/2006	OVBC	12	96	25	50.21	25	2.01	0.26	100.0	\$360
Total or average						146	1488	745	1767.29	731	2.37	0.50	98.1	\$7,115
No. of contests based on						7	7	7	7	7	7	7	7	7

Permit No.	Water	County	Start Date	End Date	Sponsor Abbrev.	Number Anglers	Anglers Hours	No. Caught	Weight (lbs)	No. Released	Avg Weight (lbs)	CPUE	Percent Released	Prizes Awarded
175	CLEAR	SKAGIT	09/23/2006	09/24/2006	BBCS	8	56	10	20.78	10	2.08	0.18	100.0	\$120
276 ¹	COLUMBIA RIVER (BBD)	CLARK*	04/29/2006	04/29/2006	OHH	38	798	84	201.00	84	2.39	0.11	100.0	\$2,350
54	COLUMBIA RIVER (BBD)	CLARK*	05/20/2006	05/20/2006	MSHBC	22	198	31	68.43	31	2.21	0.16	100.0	\$220
Total or average						60	996	115	269.43	115	2.34	0.12	100.0	\$2,570
No. of contests based on						2	2	2	2	2	2	2	2	2
216	DIAMOND	PEND OREILLE	09/16/2006	09/16/2006	POBC	8	80	17	28.00	17	1.65	0.21	100.0	\$150
162	DUCK	GRAYS HARBOR	04/22/2006	04/23/2006	COB	12	180	36	76.30	36	2.12	0.20	100.0	\$75
198	DUCK	GRAYS HARBOR	05/20/2006	05/21/2006	PCBA	5	90	27	49.37	27	1.83	0.30	100.0	NO DATA
35	DUCK	GRAYS HARBOR	06/10/2006	06/10/2006	LLBC	18	144	73	140.00	73	1.92	0.51	100.0	NO DATA
61	DUCK	GRAYS HARBOR	06/24/2006	06/25/2006	CCBC	19	304	62	98.34	62	1.59	0.20	100.0	\$400
Total or average						54	718	198	364.01	198	1.84	0.28	100.0	\$475
No. of contests based on						4	4	4	4	4	4	4	4	2
210	GOODWIN	SNOHOMISH	04/30/2006	04/30/2006	CMBC	20	120	39	121.22	39	7.62	0.33	100.0	\$0
87	GOODWIN	SNOHOMISH	05/06/2006	05/07/2006	SVBA	7	56	34	104.92	34	3.18	0.61	100.0	\$150
219	GOODWIN	SNOHOMISH	06/10/2006	06/11/2006	EBC	9	126	35	85.50	35	6.48	0.28	100.0	\$0
132	GOODWIN	SNOHOMISH	07/29/2006	07/30/2006	WBA	18	189	20	57.87	19	7.37	0.11	95.0	\$225
159	GOODWIN	SNOHOMISH	09/09/2006	09/10/2006	NWBC	10	85	7	16.79	7	2.40	0.08	100.0	\$125
Total or average						64	576	135	386.30	134	2.86	0.23	99.3	\$500
No. of contests based on						5	5	5	5	5	5	5	5	5
197	LONG	KITSAP	08/19/2006	08/19/2006	PCBA	2	16	0				0.00		NO DATA
235	LONG	SPOKANE*	04/29/2006	04/30/2006	BAS	60	480	287	661.00	287	6.42	0.60	100.0	\$3,360
142	LONG	SPOKANE*	05/20/2006	05/21/2006	CBBC	26	208	229	500.45	228	3.29	1.10	99.6	\$500
184	LONG	SPOKANE*	06/17/2006	06/18/2006	CBA	16	184	71	131.87	71	0.00	0.39	100.0	\$640
156	LONG	SPOKANE*	07/15/2006	07/16/2006	CWBC	12	204	70	113.04	65	4.33	0.34	92.9	\$70
102	LONG	SPOKANE*	07/22/2006	07/23/2006	AMBA	12	144	30	79.00	30	0.00	0.21	100.0	\$600
109	LONG	SPOKANE*	08/26/2006	08/27/2006	WBC	17	255	121	155.11	117	3.10	0.47	96.7	\$315
236	LONG	SPOKANE*	09/09/2006	09/10/2006	BAS	48	768	187	372.59	187	0.00	0.24	100.0	\$4,320
Total or average						191	2243	995	2013.06	985	2.02	0.44	99.0	\$9,805
No. of contests based on						7	7	7	7	7	7	7	7	7

Permit No.	Water	County	Start Date	End Date	Sponsor Abbrev.	Number Anglers	Anglers Hours	No. Caught	Weight (lbs)	No. Released	Avg Weight (lbs)	CPUE	Percent Released	Prizes Awarded
60	LONG	THURSTON	05/20/2006	05/21/2006	CCBC	28	360	21	65.44	20	3.12	0.06	95.2	\$350
94	LONG	THURSTON	06/03/2006	06/04/2006	LCBC	16	128	2	3.87	2	1.94	0.02	100.0	\$250
Total or average						44	488	23	69.31	22	3.01	0.05	95.7	\$600
No. of contests based on						2	2	2	2	2	2	2	2	2
130	LOWER GRANITE LAKE	WHITMAN*	03/18/2006	03/18/2006	ABAID	40	360	30	57.50	30	4.01	0.08	100.0	\$2,629
181	LOWER GRANITE LAKE	WHITMAN*	04/09/2006	04/09/2006	CBA	28	252	31	48.00	31	1.55	0.12	100.0	\$840
129	LOWER GRANITE LAKE	WHITMAN*	05/21/2006	05/21/2006	ABAID	36	360	48	86.02	48	3.15	0.13	100.0	\$2,822
182	LOWER GRANITE LAKE	WHITMAN*	07/22/2006	07/22/2006	CBA	20	200	39	73.20	38	1.88	0.20	97.4	\$600
183	LOWER GRANITE LAKE	WHITMAN*	09/23/2006	09/23/2006	CBA	22	240	48	92.54	48	1.93	0.20	100.0	\$720
Total or average						146	1412	196	357.26	195	1.82	0.14	99.5	\$7,611
No. of contests based on						5	5	5	5	5	5	5	5	5
80	MOSES	GRANT	04/22/2006	04/23/2006	IEBC	31	558	74	246.46	74	5.13	0.13	100.0	\$400
169	MOSES	GRANT	05/13/2006	05/14/2006	CBC	9	72	37	102.77	36	5.85	0.51	97.3	\$270
218	MOSES	GRANT	05/20/2006	05/21/2006	EBC	9	144	51	213.81	51	8.19	0.35	100.0	\$0
155	MOSES	GRANT	06/17/2006	06/18/2006	CWBC	7	63	22	32.56	22	1.81	0.35	100.0	\$70
70	MOSES	GRANT	08/19/2006	08/19/2006	PHBC	32	256	76	83.30	76	1.10	0.30	100.0	\$500
146	MOSES	GRANT	09/16/2006	09/17/2006	CBBC	10	160	92	125.93	92	1.54	0.51	100.0	\$400
110	MOSES	GRANT	09/23/2006	09/24/2006	WBC	33	528	202	258.56	201	1.28	0.38	99.5	\$660
Total or average						131	1781	554	1063.39	552	1.92	0.31	99.6	\$2,300
No. of contests based on						7	7	7	7	7	7	7	7	7
205	OSOYOOS	OKANOGAN	05/13/2006	05/13/2006	OMF	30	270	75	278.28	75	7.95	0.28	100.0	\$750
49	OSOYOOS	OKANOGAN	07/29/2006	07/30/2006	OVBC	14	112	22	46.49	19	6.18	0.20	86.4	\$420
Total or average						44	382	97	324.77	94	3.35	0.25	96.9	\$1,170
No. of contests based on						2	2	2	2	2	2	2	2	2
45	PALMER	OKANOGAN	04/29/2006	04/30/2006	OVBC	24	192	56	157.60	56	4.92	0.29	100.0	\$720
89	PALMER	OKANOGAN	06/10/2006	06/11/2006	SVBA	5	85	49	100.07	49	2.04	0.58	100.0	\$140
328	PALMER	OKANOGAN	09/30/2006	10/01/2006	MMMT	24	192	55	105.39	55	1.92	0.29	100.0	\$1,000
Total or average						53	469	160	363.06	160	2.27	0.34	100.0	\$1,860
No. of contests based on						3	3	3	3	3	3	3	3	3

Permit No.	Water	County	Start Date	End Date	Sponsor Abbrev.	Number Anglers	Anglers Hours	No. Caught	Weight (lbs)	No. Released	Avg Weight (lbs)	CPUE	Percent Released	Prizes Awarded
46	PATEROS	OKANOGAN*	04/15/2006	04/16/2006	OVBC	24	192	37	115.08	37	4.43	0.19	100.0	\$720
171	PATEROS	OKANOGAN*	06/17/2006	06/18/2006	CBC	11	88	37	91.69	35	5.40	0.42	94.6	\$330
320	PATEROS	OKANOGAN*	07/22/2006	07/22/2006	RSMBT	16	160	40	107.00	40	5.97	0.25	100.0	\$900
152	PATEROS	OKANOGAN*	09/16/2006	09/17/2006	CWBC	13	117	48	70.59	48	1.47	0.41	100.0	\$70
Total or average						64	557	162	384.36	160	2.37	0.29	98.8	\$2,020
No. of contests based on						4	4	4	4	4	4	4	4	4
126	POTHOLES	GRANT	04/01/2006	04/02/2006	ACWA	18	162	32	100.29	32	5.57	0.20	100.0	\$1,077
270	POTHOLES	GRANT	04/02/2006	04/02/2006	TCB	22	198	42	110.00	42	4.78	0.21	100.0	\$780
66	POTHOLES	GRANT	04/22/2006	04/23/2006	PHBC	250	2000	258	767.51	258	5.29	0.13	100.0	\$5,000
106	POTHOLES	GRANT	05/20/2006	05/21/2006	WBC	45	720	361	635.00	335	0.00	0.50	92.8	\$587
116	POTHOLES	GRANT	06/17/2006	06/18/2006	ABAWA	153	1224	312	851.19	310	2.78	0.25	99.4	\$10,743
68	POTHOLES	GRANT	06/24/2006	06/24/2006	PHBC	40	320	92	203.48	92	0.00	0.29	100.0	\$500
164	POTHOLES	GRANT	06/24/2006	06/25/2006	COB	10	170	58	113.50	57	2.84	0.34	98.3	\$100
122	POTHOLES	GRANT	07/01/2006	07/02/2006	ACWA	18	180	40	134.16	40	5.12	0.22	100.0	\$1,575
41	POTHOLES	GRANT	07/08/2006	07/09/2006	NWB	210	1995	380	928.28	375	0.00	0.19	98.7	\$21,000
317	POTHOLES	GRANT	07/09/2006	07/09/2006	FNWA	10	73	28	64.00	28	0.00	0.38	100.0	\$175
57	POTHOLES	GRANT	08/12/2006	08/13/2006	MSHBC	22	352	80	121.00	50	0.00	0.23	62.5	\$220
173	POTHOLES	GRANT	08/12/2006	08/13/2006	CBC	10	80	27	54.65	27	3.95	0.34	100.0	\$300
266	POTHOLES	GRANT	08/12/2006	08/13/2006	NWBC	12	168	30	67.78	30	2.26	0.18	100.0	\$180
315	POTHOLES	GRANT	09/03/2006	09/03/2006	FNWA	22	132	13	19.00	13	2.98	0.10	100.0	\$0
32	POTHOLES	GRANT	09/09/2006	09/10/2006	LLBC	54	344	113	157.95	111	2.81	0.33	98.2	\$3,000
151	POTHOLES	GRANT	09/30/2006	10/01/2006	NEBC	13	208	88	205.00	88	4.66	0.42	100.0	\$300
Total or average						909	8326	1954	4532.79	1888	2.32	0.23	96.6	\$45,537
No. of contests based on						16	16	16	16	16	16	16	16	16
220	PRIEST RAPIDS	GRANT*	07/15/2006	07/16/2006	EBC	6	87	36	59.51	36	1.65	0.41	100.0	\$0
69	PRIEST RAPIDS	GRANT*	07/22/2006	07/22/2006	PHBC	28	224	68	121.15	65	1.78	0.30	95.6	\$700
Total or average						34	311	104	180.66	101	1.74	0.33	97.1	\$700
No. of contests based on						2	2	2	2	2	2	2	2	2

Permit No.	Water	County	Start Date	End Date	Sponsor Abbrev.	Number Anglers	Anglers Hours	No. Caught	Weight (lbs)	No. Released	Avg Weight (lbs)	CPUE	Percent Released	Prizes Awarded
93	RIFFE	LEWIS	04/29/2006	04/30/2006	LCBC	67	536	148	276.03	147	3.07	0.28	99.3	\$250
74	RIFFE	LEWIS	06/17/2006	06/18/2006	PHH	34	289	74	116.70	74	4.26	0.26	100.0	\$500
196	RIFFE	LEWIS	07/15/2006	07/16/2006	PCBA	3	30	8	13.22	8	3.26	0.27	100.0	no data
62	RIFFE	LEWIS	07/22/2006	07/23/2006	CCBC	18	144	85	129.00	81	1.52	0.59	95.3	\$400
98	RIFFE	LEWIS	08/12/2006	08/13/2006	LCBC	17	136	21	32.80	20	2.88	0.15	95.2	\$250
165	RIFFE	LEWIS	08/19/2006	08/20/2006	COB	8	35	5	7.30	5	1.46	0.14	100.0	\$70
221	RIFFE	LEWIS	08/19/2006	08/20/2006	EBC	6	90	42	54.51	42	1.30	0.47	100.0	\$0
58	RIFFE	LEWIS	09/09/2006	09/09/2006	MSHBC	15	240	40	61.00	38	1.53	0.17	95.0	\$180
167	RIFFE	LEWIS	10/07/2006	10/08/2006	COB	6	84	22	42.75	22	1.94	0.26	100.0	\$60
Total or average						174	1584	445	733.31	437	1.65	0.28	98.2	\$1,710
No. of contests based on						9	9	9	9	9	9	9	9	8
148	ROOSEVELT	STEVENS*	04/15/2006	04/16/2006	NEBC	17	272	149	267.00	149	1.79	0.55	100.0	\$300
135	ROOSEVELT	STEVENS*	04/29/2006	04/30/2006	WBA	12	180	118	203.40	118	1.72	0.66	100.0	\$225
47	ROOSEVELT	STEVENS*	06/03/2006	06/04/2006	OVBC	14	112	35	54.10	35	1.55	0.31	100.0	\$420
271	ROOSEVELT	STEVENS*	07/08/2006	07/09/2006	IEBC	21	378	136	137.20	132	1.01	0.36	97.1	\$200
108	ROOSEVELT	STEVENS*	07/29/2006	07/30/2006	WBC	28	420	167	273.08	165	1.64	0.40	98.8	\$560
76	ROOSEVELT	STEVENS*	08/19/2006	08/20/2006	PHH	26	416	210	287.00	199	1.37	0.50	94.8	\$350
31	ROOSEVELT	STEVENS*	09/30/2006	10/01/2006	LLBC	10	160	95	123.00	92	1.29	0.59	96.8	no data
Total or average						128	1938	910	1344.78	890	1.48	0.47	97.8	\$2,055
No. of contests based on						7	7	7	7	7	7	7	7	6
168	ROSES	CHELAN	04/30/2006	04/30/2006	CBC	9	72	21	52.36	21	2.49	0.29	100.0	\$270
125	SACAJAWEA	FRANKLIN*	04/15/2006	04/16/2006	ACWA	8	72	0				0.00		\$577
67	SACAJAWEA	FRANKLIN*	05/27/2006	05/27/2006	PHBC	28	152	19	26.69	19	1.40	0.13	100.0	\$800
83	SACAJAWEA	FRANKLIN*	06/17/2006	06/18/2006	IEBC	17	306	154	153.15	153	0.99	0.50	99.4	\$200
Total or average						53	530	173	179.84	172	1.04	0.33	99.4	\$1,577
No. of contests based on						3	3	3	2	2	2	3	2	3
133	SAMISH	WHATCOM	06/17/2006	06/18/2006	WBA	20	180	36	76.57	36	3.19	0.20	100.0	\$225
176	SAMISH	WHATCOM	06/24/2006	06/25/2006	BBCS	7	56	8	15.84	8	1.98	0.14	100.0	\$150
Total or average						27	236	44	92.41	44	2.10	0.19	100.0	\$375
No. of contests based on						2	2	2	2	2	2	2	2	2

Permit No.	Water	County	Start Date	End Date	Sponsor Abbrev.	Number Anglers	Anglers Hours	No. Caught	Weight (lbs)	No. Released	Avg Weight (lbs)	CPUE	Percent Released	Prizes Awarded
113	SAMMAMISH	KING	03/25/2006	03/26/2006	ABAWA	104	1768	119	286.59	118	4.41	0.07	99.2	\$6,630
72	SAMMAMISH	KING	04/01/2006	04/02/2006	PHH	54	693	80	184.00	80	4.60	0.12	100.0	\$3,000
36	SAMMAMISH	KING	05/13/2006	05/13/2006	LLBC	13	104	32	77.00	32	3.45	0.31	100.0	no data
160	SAMMAMISH	KING	05/20/2006	05/21/2006	NWBC	14	112	57	123.58	57	5.39	0.51	100.0	\$174
211	SAMMAMISH	KING	05/21/2006	05/21/2006	CMBC	18	144	77	171.11	77	5.85	0.53	100.0	\$0
149	SAMMAMISH	KING	06/24/2006	06/25/2006	NEBC	12	198	60	135.11	59	4.57	0.30	98.3	\$300
56	SAMMAMISH	KING	07/08/2006	07/08/2006	MSHBC	32	288	32	65.00	31	2.03	0.11	96.9	\$200
118	SAMMAMISH	KING	07/29/2006	07/29/2006	ABAWA	76	1368	165	423.99	164	2.57	0.12	99.4	\$4,991
64	SAMMAMISH	KING	09/23/2006	09/24/2006	CCBC	16	256	30	60.00	30	3.86	0.12	100.0	\$400
77	SAMMAMISH	KING	09/30/2006	10/01/2006	PHH	27	256	83	185.00	83	4.25	0.32	100.0	\$420
111	SAMMAMISH	KING	10/14/2006	10/15/2006	WBC	33	398	86	149.60	85	1.74	0.22	98.8	\$660
Total or average						399	5585	821	1860.98	816	2.27	0.15	99.4	\$16,775
No. of contests based on						11	11	11	11	11	11	11	11	10
59	SILVER	COWLITZ	03/25/2006	03/26/2006	CCBC	84	672	21	57.44	21	2.74	0.03	100.0	\$2,400
53	SILVER	COWLITZ	04/08/2006	04/09/2006	MSHBC	64	1024	45	130.65	45	2.90	0.04	100.0	\$2,500
105	SILVER	COWLITZ	04/29/2006	04/30/2006	WBC	20	304	111	231.00	111	2.08	0.37	100.0	\$246
73	SILVER	COWLITZ	05/20/2006	05/21/2006	PHH	29	522	105	225.00	101	2.14	0.20	96.2	\$460
323	SILVER	COWLITZ	07/22/2006	07/23/2006	CCBM	17	272	23	42.00	23	1.83	0.08	100.0	\$383
33	SILVER	COWLITZ	08/19/2006	08/19/2006	LLBC	21	168	49	38.00	47	0.78	0.29	95.9	no data
65	SILVER	COWLITZ	10/21/2006	10/22/2006	CCBC	14	224	21	21.00	21	1.00	0.09	100.0	\$300
Total or average						249	3186	375	745.09	369	1.99	0.12	98.4	\$6,289
No. of contests based on						7	7	7	7	7	7	7	7	6
326	SILVER	PIERCE	09/09/2006	09/10/2006	RBC	3	24	0				0.00		\$0
34	SPENCER	MASON	07/08/2006	07/08/2006	LLBC	18	144	25	13.92	25	0.56	0.17	100.0	no data
63	SPENCER	MASON	08/19/2006	08/20/2006	CCBC	21	168	14	18.00	14	1.29	0.08	100.0	\$250
Total or average						39	312	39	31.92	39	0.82	0.13	100.0	\$250
No. of contests based on						2	2	2	2	2	2	2	2	1
325	ST CLAIR	THURSTON	08/05/2006	08/06/2006	RBC	4	32	4	3.44	4	0.86	0.13	100.0	\$0
158	STEVENS	SNOHOMISH	04/22/2006	04/23/2006	NWBC	14	119	6	16.78	6	2.80	0.05	100.0	\$164
134	STEVENS	SNOHOMISH	05/20/2006	05/21/2006	WBA	10	90	35	120.13	30	5.60	0.39	85.7	\$200
90	STEVENS	SNOHOMISH	08/12/2006	08/13/2006	SVBA	5	40	8	14.87	8	1.86	0.20	100.0	\$100
214	STEVENS	SNOHOMISH	09/24/2006	09/24/2006	CMBC	17	136	15	23.15	15	1.54	0.11	100.0	\$0
Total or average						46	385	64	174.93	59	2.73	0.17	92.2	\$464

No. of contests based on					4	4	4	4	4	4	4	4	4	4
Permit No.	Water	County	Start Date	End Date	Sponsor Abbrev.	Number Anglers	Anglers Hours	No. Caught	Weight (lbs)	No. Released	Avg Weight (lbs)	CPUE	Percent Released	Prizes Awarded
194	TAPPS	PIERCE	09/23/2006	09/24/2006	PCBA	7	70	19	29.04	19	1.53	0.27	100.0	
179	TERRELL	WHATCOM	04/08/2006	04/09/2006	BBCS	10	80	27	75.94	27	2.81	0.34	100.0	\$150
304	UMATILLA	KLICKITAT*	05/17/2006	05/19/2006	OBF	109	2608	1582	3371.00	1542	2.20	0.61	97.5	\$27,000
306	UMATILLA	KLICKITAT*	07/22/2006	07/23/2006	FOVFW	48	496	421	339.19	419	0.81	0.85	99.5	\$675
331	UMATILLA	KLICKITAT*	10/14/2006	10/15/2006	SBFA	50	672	252	490.95	251	1.95	0.38	99.6	\$16,428
Total or average						207	3776	2255	4201.14	2212	1.86	0.60	98.1	\$44,103
No. of contests based on						3	3	3	3	3	3	3	3	3
124	WALLULA	BENTON*	04/15/2006	04/16/2006	ACWA	8	72	9	28.38	9	3.15	0.13	100.0	\$577
141	WALLULA	BENTON*	04/22/2006	04/23/2006	CBBC	54	850	144	330.02	144	2.29	0.17	100.0	\$500
40	WALLULA	BENTON*	06/10/2006	06/11/2006	NWB	170	1615	392	855.74	389	2.18	0.24	99.2	\$17,000
55	WALLULA	BENTON*	06/24/2006	06/25/2006	MSHBC	17	272	86	104.00	86	1.21	0.32	100.0	\$200
117	WALLULA	BENTON*	07/15/2006	07/16/2006	ABAWA	110	1980	249	531.84	245	2.14	0.13	98.4	\$7,751
121	WALLULA	BENTON*	07/22/2006	07/23/2006	ACWA	8	66.5	16	26.36	16	1.65	0.24	100.0	\$600
145	WALLULA	BENTON*	08/05/2006	08/05/2006	CBBC	20	160	87	60.93	87	0.70	0.54	100.0	\$300
19	WALLULA	BENTON*	08/26/2006	08/27/2006	WSBF	49	833	374	615.20	368	1.64	0.45	98.4	\$1,200
144	WALLULA	BENTON*	08/26/2006	08/27/2006	CBBC	52	832	382	561.63	371	1.47	0.46	97.1	\$400
119	WALLULA	BENTON*	09/09/2006	09/09/2006	ABA	172	1548	309	612.41	305	1.98	0.20	98.7	\$42,225
43 ²	WALLULA	BENTON*	09/23/2006	09/24/2006	NWB	176	3168	738	1399.07	730	1.90	0.23	98.9	\$55,500
316	WALLULA	BENTON*	10/07/2006	10/08/2006	FNWA	12	96	30	72.00	30	2.40	0.31	100.0	\$360
147	WALLULA	BENTON*	10/14/2006	10/15/2006	CBBC	19	304	96	172.27	96	1.79	0.32	100.0	\$0
208	WALLULA	BENTON*	10/14/2006	10/15/2006	SBFA	50	672	252	490.95	251	1.95	0.38	99.6	\$16,428
Total or average						917	12469	3164	5860.80	3127	1.85	0.25	98.8	\$143,041
No. of contests based on						14	14	14	14	14	14	14	14	14
37	WASHINGTON	KING	04/29/2006	04/29/2006	LLBC	18	144	34	66.00	34	4.26	0.24	100.0	no data
21	WASHINGTON	KING	05/06/2006	05/07/2006	WSBF	58	1044	260	720.27	260	5.07	0.25	100.0	\$1,800
39	WASHINGTON	KING	05/13/2006	05/14/2006	NWB	174	1740	310	804.32	310	2.73	0.18	100.0	\$18,000
115	WASHINGTON	KING	06/03/2006	06/04/2006	ABAWA	78	1326	156	387.51	156	2.55	0.12	100.0	\$4,544
161	WASHINGTON	KING	06/17/2006	06/18/2006	NWBC	11	160	27	95.78	25	3.55	0.17	92.6	\$200
213	WASHINGTON	KING	08/27/2006	08/27/2006	CMBC	18	144	65	166.07	65	4.12	0.45	100.0	\$0
78	WASHINGTON	KING	10/21/2006	10/22/2006	PHH	106	848	122	288.00	122	4.72	0.14	100.0	\$4,200
Total or average						463	5406	974	2527.95	972	2.60	0.25	98.8	\$28,744
No. of contests based on						7	7	7	7	7	7	7	7	6

Permit No.	Water	County	Start Date	End Date	Sponsor Abbrev.	Number Anglers	Anglers Hours	No. Caught	Weight (lbs)	No. Released	Avg Weight (lbs)	CPUE	Percent Released	Prizes Awarded
178	WHATCOM	WHATCOM	04/29/2006	04/30/2006	BBCS	288	288	75	213.41	75	2.85	0.26	100.0	\$1,800
217	WHATCOM	WHATCOM	05/20/2006	05/21/2006	WOSC	12	144	27	76.13	27	2.82	0.19	100.0	\$825
91	WHATCOM	WHATCOM	09/16/2006	09/17/2006	SVBA	12	48	22	62.76	22	2.85	0.46	100.0	\$300
174	WHATCOM	WHATCOM	10/28/2006	10/29/2006	BBCS	16	128	19	51.99	19	8.10	0.15	100.0	\$720
Total or average						328	608	143	404.29	143	2.83	0.24	100.0	\$3,645
No. of contests based on						4	4	4	4	4	4	4	4	4
154	WHITESTONE	OKANOGAN	08/05/2006	08/06/2006	CWBC	9	144	62	70.63	60	1.14	0.43	96.8	\$70
50	WHITESTONE	OKANOGAN	08/19/2006	08/20/2006	OVBC	18	144	35	73.47	35	4.14	0.24	100.0	\$540
Total or average						27	288	97	144.10	95	1.49	0.34	97.9	\$610
No. of contests based on						2	2	2	2	2	2	2	2	2
238	YAKIMA RIVER (LOWER)	BENTON	05/06/2006	05/06/2006	PBT	15	120	38	89.00	38	2.34	0.32	100.0	\$50
Grand total or average						6929	80513	22371	44871.01	22049	2.01	0.28	98.6	\$434,897
No. of contests based on						188	188	188	184	185	184	186	188	176

¹ combined with data from Bonneville Lake
² combined with data from Lake Umatilla
 *see Appendix 4
 BBD = Below Bonneville Dam

Appendix 2

Summary of Bass Fishing Contest Reports for Individual Waters, 2006 (Largemouth and Smallmouth Data Reported Separately)

Contest	Water	County	Start Date	EndDate	Sponsor Abbrev.	No. of Anglers	Anglers Hours	Largemouth					Smallmouth				
								No. Caught	Total Weight (lbs.)	Largest Weight (lbs.)	Smallest Weight (lbs.)	No. Released	No. Caught	Total Weight (lbs.)	Largest Weight (lbs.)	Smallest Weight (lbs.)	No. Released
212	Alder	Thurston	07/30/2006	07/30/2006	CMBC	18	144	16	19.59	3.23	0.59	16	6	5.06	1.92	0.62	5
136	American	Pierce	09/09/2006	09/10/2006	WBA	16	136	7	7.91	7.91		1	11	15.18	3.42	0.81	11
38	Banks	Grant	04/08/2006	04/09/2006	NWB	220	2200						480	879.33	4.44	0.91	480
114	Banks	Grant	04/29/2006	04/30/2006	ABAWA	134	2412						335	794.57	4.54		335
22	Banks	Grant	05/27/2006	05/29/2006	WSBF	178	2848						1679	2636.00	3.59	0.79	1665
101	Banks	Grant	06/10/2006	06/11/2006	AMBA	4	48						20	34.00	2.12	1.03	20
48	Banks	Grant	06/24/2006	06/25/2006	OVBC	12	96						30	57.59	2.93	1.60	28
75	Banks	Grant	07/15/2006	07/16/2006	PHH	28	300						177	285.30	4.06	1.00	171
150	Banks	Grant	07/22/2006	07/23/2006	NEBC	20	320						190	305.00	3.30	0.30	172
79	Banks	Grant	08/05/2006	08/06/2006	SVM	100	1900						469	964.00	4.20	0.73	461
42	Banks	Grant	08/12/2006	08/13/2006	NWB	184	1840						459	858.41	3.91		455
120	Banks	Grant	09/02/2006	09/03/2006	ACWA	11	88						30	71.49	4.23		30
71	Banks	Grant	09/16/2006	09/16/2006	PBC	28	224						73	72.39	1.47	0.67	70
166	Banks	Grant	09/16/2006	09/17/2006	COB	8	112						45	61.65	3.25	0.85	45
222	Banks	Grant	09/16/2006	09/17/2006	EBC	9	144						78	126.08	3.77	0.09	76
20	Banks	Grant	10/07/2006	10/08/2006	WSBF	89	1157						411	768.78	3.84	1.24	408
85	Banks	Grant	10/14/2006	10/15/2006	IEBC	30	480						237	315.67	3.33	0.93	234
6	Banks	Grant	11/04/2006	11/05/2006	FB	88	1144						420	730.00	4.50		418
Total or Average						1143	15313						5133	8960.26	4.54	0.09	5068
No. of contests based on						16	16						16	16	16	12	16
180	Big	Skagit	03/18/2006	03/19/2006	BBCS	7	56	0									
86	Big	Skagit	04/08/2006	04/09/2006	SVBA	11	88	18	61.39	5.74	2.46	18					
Total or Average						18	144	18	61.39	5.74	2.46	18					
No. of contests based on						2	2	2	1	1	1	1					

Contest	Water	County	Start Date	EndDate	Sponsor Abbrev.	No. of Anglers	Anglers Hours	Largemouth					Smallmouth				
								No. Caught	Total Weight (lbs.)	Largest Weight (lbs.)	Smallest Weight (lbs.)	No. Released	No. Caught	Total Weight (lbs.)	Largest Weight (lbs.)	Smallest Weight (lbs.)	No. Released
292	Black	Thurston	04/23/2006	04/23/2006	PCBA	9	90	4	11.79	3.90		4	1	2.82	2.82		1
95	Black	Thurston	05/13/2006	05/14/2006	LCBC	21	168	15	60.00	7.44		14	15	26.70	4.19		14
Total or Average						30	258	19	71.79	7.44		18	16	29.52	4.19		15
No. of contests based on						2	2	2	2	2		2	2	2	2		2
313	Bonneville	Skamania	06/03/2006	06/03/2006	OBF	62	558						155	449.14	4.83	0.89	155
96	Bonneville	Skamania	06/17/2006	06/18/2006	LCBC	15	135						58	113.36	4.06		57
314	Bonneville	Skamania	07/15/2006	07/15/2006	OBF	36	324						80	209.33	4.07	0.89	80
329	Bonneville	Skamania	09/10/2006	09/10/2006	COBC	15	142.5						52	111.00	4.95	1.00	52
99	Bonneville	Skamania	09/23/2006	09/24/2006	LCBC	14	112	1	1.10	1.10		1	47	94.76	4.85		47
Total or Average						142	1271.5	1	1.10	1.10		1	392	977.59	4.95	0.89	391
No. of contests based on						5	5	1	1	1	0	1	5	5	5	3	5
274	Boundary Reservoir	Pend Oreille	05/06/2006	05/07/2006	WS	100	953						55	75.86	4.30	0.45	55
128	Box Canyon Reservoir	Pend Oreille	04/29/2006	04/30/2006	ABAID	92	920	150	423.48	6.16	1.23	150	24	66.30	4.43	1.20	24
143	Box Canyon Reservoir	Pend Oreille	06/24/2006	06/25/2006	CBBC	28	224	90	176.00	5.12		86	10	19.50	2.74		9
Total or Average						120	1144	240	599.48	6.16	1.23	236	34	85.80	4.43	1.20	33
No. of contests based on						2	2	2	2	2	1	2	2	2.00	2.00	1	2
84	Bryan	Whitman	09/30/2006	10/01/2006	IEBC	34	612	1	3.32	3.32		1	269	402.39	5.52	0.85	268
88	Campbell	Skagit	05/20/2006	05/21/2006	SVBA	6	56	14	61.38	5.71		14					
311	Celilo	Klickitat	06/17/2006	06/17/2006	ABAOR	38	380						84	194.80	3.64		84
312	Celilo	Klickitat	07/08/2006	07/08/2006	ABAOR	22	220						55	133.14	3.50		54
Total or Average						60	600						139	327.94	3.64		138
No. of contests based on						2	2						2	2	2.00		2

Contest	Water	County	Start Date	EndDate	Sponsor Abbrev.	No. of Anglers	Anglers Hours	Largemouth					Smallmouth				
								No. Caught	Total Weight (lbs.)	Largest Weight (lbs.)	Smallest Weight (lbs.)	No. Released	No. Caught	Total Weight (lbs.)	Largest Weight (lbs.)	Smallest Weight (lbs.)	No. Released
153	Chelan	Chelan	05/13/2006	05/14/2006	CWBC	10	80	1	1.50	1.50		1	36	68.11	5.10		36
170	Chelan	Chelan	05/20/2006	05/21/2006	CBC	60	480						284	805.05	6.48		283
123	Chelan	Chelan	06/03/2006	06/04/2006	ACWA	16	160						40	117.04	4.39		40
107	Chelan	Chelan	06/24/2006	06/25/2006	WBC	33	509.5	2	2.00	1.00		2	275	541.00	5.07		267
172	Chelan	Chelan	07/01/2006	07/02/2006	CBC	8	64						26	60.20	5.60		23
131	Chelan	Chelan	08/19/2006	08/20/2006	WBA	7	98.5						56	122.18	4.17	0.83	54
51	Chelan	Chelan	09/09/2006	09/10/2006	OVBC	12	96						25	50.21	3.75		25
Total or Average						146	1488	3	3.50	1.50		3	742	1763.79	6.48	0.83	728
No. of contests based on						7	7	2	2	2		2	7	7	7	1	7
175	Clear	Skagit	09/23/2006	09/24/2006	BBCS	8	56	10	20.78	3.58	1.32	10					
276	Columbia River (BBD)	Clark	04/29/2006	04/29/2006	OHH	38	798						84	201.00	5.10	0.80	84
216	Diamond	Pend Oreille	09/16/2006	09/16/2006	POBC	8	80	17	28.00	4.20	1.20	17					
162	Duck	Grays Harbor	04/22/2006	04/23/2006	COB	12	180	36	76.30	3.65	1.20	36					
198	Duck	Grays Harbor	05/20/2006	05/21/2006	PCBA	5	90	27	49.37	3.98	0.96	27					
35	Duck	Grays Harbor	06/10/2006	06/10/2006	LLBC	18	144	73	140.00	3.69	0.50	73					
61	Duck	Grays Harbor	06/24/2006	06/25/2006	CCBC	19	304	62	98.34	3.90		62					
Total or Average						54	718	198	364.01	3.98	0.50	198					
No. of contests based on						4	4	4	4	4	3	4					
210	Goodwin	Snohomish	04/30/2006	04/30/2006	CMBC	20	120	4	18.79	6.16		4	35	102.43	4.92		35
219	Goodwin	Snohomish	06/10/2006	06/11/2006	EBC	9	126	6	26.70	6.38	0.09	6	29	58.80	3.83		29
132	Goodwin	Snohomish	07/29/2006	07/30/2006	WBA	18	189	2	9.35	5.41		2	18	48.52	4.20		17
Total or Average						47	435	12	54.84	6.38	0.09	12	82	209.75	4.92		81
No. of contests based on						3	3	3	3	3	1	3	3	3	3		3

Contest	Water	County	Start Date	EndDate	Sponsor Abbrev.	No. of Anglers	Anglers Hours	Largemouth					Smallmouth						
								No. Caught	Total Weight (lbs.)	Largest Weight (lbs.)	Smallest Weight (lbs.)	No. Released	No. Caught	Total Weight (lbs.)	Largest Weight (lbs.)	Smallest Weight (lbs.)	No. Released		
197	Long	Kitsap	08/19/2006	08/19/2006	PCBA	2	16												
142	Long	Spokane	05/20/2006	05/21/2006	CBBC	26	208	77		5.47		77	152	500.45	4.30				151
156	Long	Spokane	07/15/2006	07/16/2006	CWBC	12	204	15	46.84	4.38		15	55	66.20	3.27				50
109	Long	Spokane	08/26/2006	08/27/2006	WBC	17	255	6	11.10	3.07		6	115	144.01	4.08				111
Total or Average						55	667	98	57.94	5.47		98	322	710.66	4.30				312
No. of contests based on						3	3	3	2	3		3	3	3	3				3
60	Long	Thurston	05/20/2006	05/21/2006	CCBC	28	360	21	65.44	5.04	1.91	20							
94	Long	Thurston	06/03/2006	06/04/2006	LCBC	16	128	2	3.87	2.41	1.46	2							
Total or Average						44	488	23	69.31	5.04	1.46	22							
No. of contests based on						2	2	2	2	2	2	2							
130	Lower Granite Lake	Whitman	03/18/2006	03/18/2006	ABAID	40	360	1	2.10	2.10		1	29	55.40	2.92				29
181	Lower Granite Lake	Whitman	04/09/2006	04/09/2006	CBA	28	252						31	48.00	3.89	1.60			31
129	Lower Granite Lake	Whitman	05/21/2006	05/21/2006	ABAID	36	360	1	1.35	1.35		1	47	84.67	4.35				47
182	Lower Granite Lake	Whitman	07/22/2006	07/22/2006	CBA	20	200						39	73.20	4.34	1.69			38
183	Lower Granite Lake	Whitman	09/23/2006	09/23/2006	CBA	22	240						48	92.54	5.64	2.06			48
Total or Average						146	1412	2	3.45	2.10		2	194	353.81	5.64	1.60			193
No. of contests based on						5	5	2	2	2		2	5	5	5	3			5
169	Moses	Grant	05/13/2006	05/14/2006	CBC	9	72	10	32.48	6.05		10	27	70.29	5.68				26
218	Moses	Grant	05/20/2006	05/21/2006	EBC	9	144	28	143.00	7.06	2.00	28	23	70.81	4.40	1.50			23
Total or Average						18	216	38	175.48	7.06	2.00	38	50	141.10	5.68	1.50			49
No. of contests based on						2	2	2	2	2	1	2	2	2	2	1			2

Contest	Water	County	Start Date	EndDate	Sponsor Abbrev.	No. of Anglers	Anglers Hours	Largemouth					Smallmouth				
								No. Caught	Total Weight (lbs.)	Largest Weight (lbs.)	Smallest Weight (lbs.)	No. Released	No. Caught	Total Weight (lbs.)	Largest Weight (lbs.)	Smallest Weight (lbs.)	No. Released
205	Osoyoos	Okanogan	05/13/2006	05/13/2006	OMF	30	270	1	4.25	4.25		1	74	274.03	6.51	1.25	74
49	Osoyoos	Okanogan	07/29/2006	07/30/2006	OVBC	14	112	1	4.16	4.16		1	21	42.33	4.94		18
Total or Average						44	382	2	8.41	4.25		2	95	316.36	6.51	1.25	92
No. of contests based on						2	2	2	2	2		2	2	2	1		2
45	Palmer	Okanogan	04/29/2006	04/30/2006	OVBC	24	192	14	24.50	4.57		14	42	133.10	7.59		42
171	Pateros	Okanogan	06/17/2006	06/18/2006	CBC	11	88	7	21.40	4.64		7	30	70.29	3.59		28
320	Pateros	Okanogan	07/22/2006	07/22/2006	RSMBT	16	160	5	17.00	6.46		5	35	90.00	4.82		35
152	Pateros	Okanogan	09/16/2006	09/17/2006	CWBC	13	117						48	70.59	5.20		48
Total or Average						40	365	12	38.4	6.46		12	113	230.88	5.20		111
No. of contests based on						3	3	2	2	2		2	3	3	3		3
66	Potholes	Grant	04/22/2006	04/23/2006	PBC	250	2000	224	692.94	6.18	2.17	224	34	74.57	4.90	1.60	34
122	Potholes	Grant	07/01/2006	07/02/2006	ACWA	18	180	37	129.29	4.85		37	3	4.87			3
173	Potholes	Grant	08/12/2006	08/13/2006	CBC	10	80	23	47.05	5.28		23	4	7.60	2.14		4
266	Potholes	Grant	08/12/2006	08/13/2006	NWBC	12	168	30	67.78	5.20	1.10	30					
315	Potholes	Grant	09/03/2006	09/03/2006	BFNWA	22	132	6	11.00	2.30		6	7	8.00	1.30		7
32	Potholes	Grant	09/09/2006	09/10/2006	LLBC	54	344	53	80.00	4.02	0.50	52	60	77.95	3.87	0.50	59
151	Potholes	Grant	09/30/2006	10/01/2006	NEBC	13	208	44	114.00	4.60	0.90	44	44	91.00	5.40	0.85	44
Total or Average						379	3112	417	1142.06	6.18	0.50	416	152	263.99	5.40	0.50	151
No. of contests based on						7	7	7	7	7	4	7	6	6	5	3	6
220	Priest Rapids	Grant	07/15/2006	07/16/2006	EBC	6	87						36	59.51	4.17	0.08	36
69	Priest Rapids	Grant	07/22/2006	07/22/2006	PBC	28	224						68	121.15	4.41	0.35	65
Total or Average						34	311						104	180.66	4.41	0.35	101
No. of contests based on						2	2						2	2	2	2	2

Contest	Water	County	Start Date	EndDate	Sponsor Abbrev.	No. of Anglers	Anglers Hours	Largemouth					Smallmouth				
								No. Caught	Total Weight (lbs.)	Largest Weight (lbs.)	Smallest Weight (lbs.)	No. Released	No. Caught	Total Weight (lbs.)	Largest Weight (lbs.)	Smallest Weight (lbs.)	No. Released
93	Riffe	Lewis	04/29/2006	04/30/2006	LCBC	67	536	25	26.03	4.25		25	123	250.00	4.62		122
74	Riffe	Lewis	06/17/2006	06/18/2006	PHH	34	289	1	2.70	2.70		1	73	114.00	3.70	0.90	73
196	Riffe	Lewis	07/15/2006	07/16/2006	PCBA	3	30	1	1.60	1.60		1	7	11.62	4.06	0.98	7
62	Riffe	Lewis	07/22/2006	07/23/2006	CCBC	18	144						85	129.00	5.10	0.75	81
98	Riffe	Lewis	08/12/2006	08/13/2006	LCBC	17	136	1	1.30	1.30		1	20	31.50	2.93		19
165	Riffe	Lewis	08/19/2006	08/20/2006	COB	8	35						5	7.30	1.55	1.40	5
221	Riffe	Lewis	08/19/2006	08/20/2006	EBC	6	90						42	54.51	4.08		42
167	Riffe	Lewis	10/07/2006	10/08/2006	COB	6	84						22	42.75	4.75	1.40	22
Total or Average						159	1344	28	31.63	4.25		28	377	640.68	5.10	0.75	371
No. of contests based on						8	8	4	4	4		4	8	8	8	5	8
148	Roosevelt	Stevens	04/15/2006	04/16/2006	NEBC	17	272						149	267.00	5.10	0.80	149
135	Roosevelt	Stevens	04/29/2006	04/30/2006	WBA	12	180						118	203.40	3.94	0.80	118
47	Roosevelt	Stevens	06/03/2006	06/04/2006	OVBC	14	112						35	54.10	2.49	1.00	35
271	Roosevelt	Stevens	07/08/2006	07/09/2006	IEBC	21	378						136	137.20	2.60	0.10	132
108	Roosevelt	Stevens	07/29/2006	07/30/2006	WBC	28	420						167	273.08	3.00		165
76	Roosevelt	Stevens	08/19/2006	08/20/2006	PHH	26	416						210	287.00	4.00	1.00	199
31	Roosevelt	Stevens	09/30/2006	10/01/2006	LLBC	10	160						95	123.00	3.99	0.56	92
Total or Average						128	1938						910	1344.78	5.10	0.10	890
No. of contests based on						7	7						7	7	7	6	7
168	Roses	Chelan	04/30/2006	04/30/2006	CBC	9	72	21	52.36	6.32		21					
125	Sacajawea	Franklin	04/15/2006	04/16/2006	ACWA	8	72						19	26.69	3.55	0.55	19
67	Sacajawea	Franklin	05/27/2006	05/27/2006	PBC	28	152										
Total or Average						36	224						19	26.69	3.55	0.55	19.00
No. of contests based on						2	2						1	1	1	1	1

Contest	Water	County	Start Date	EndDate	Sponsor Abbrev.	No. of Anglers	Anglers Hours	Largemouth					Smallmouth					
								No. Caught	Total Weight (lbs.)	Largest Weight (lbs.)	Smallest Weight (lbs.)	No. Released	No. Caught	Total Weight (lbs.)	Largest Weight (lbs.)	Smallest Weight (lbs.)	No. Released	
133	Samish	Whatcom	06/17/2006	06/18/2006	WBA	20	180	12		4.40			12	24	76.57	4.51	0.80	24
Total or Average																		
No. of contests based on																		
113	Sammamish	King	03/25/2006	03/26/2006	ABAWA	104	1768	1	2.00	2.00			1	118	284.59	4.71		117
72	Sammamish	King	04/01/2006	04/02/2006	PHH	54	693	17	39.00	5.00	1.30	17	63	145.00	5.00	1.10	63	
36	Sammamish	King	05/13/2006	05/13/2006	LLBC	13	104	1	1.00	1.00		1	31	76.00	4.22	0.72	31	
160	Sammamish	King	05/20/2006	05/21/2006	NWBC	14	112	1	3.24	3.24		1	56	120.34	4.38	1.85	56	
211	Sammamish	King	05/21/2006	05/21/2006	CMBC	18	144	8	30.50	6.61		8	69	140.61	4.23		69	
149	Sammamish	King	06/24/2006	06/25/2006	NEBC	12	198	5	11.63	6.16	1.25	5	55	123.48	3.53	0.95	54	
64	Sammamish	King	09/23/2006	09/24/2006	CCBC	16	256	17	42.00	5.50	0.14	17	13	18.00	2.90	1.80	13	
77	Sammamish	King	09/30/2006	10/01/2006	PHH	27	256	6	12.00	4.40	1.10	6	77	173.00	4.30	1.00	77	
Total or Average								56	141.37	6.61	0.14	56	482	1081.02	5.00	0.72	480	
No. of contests based on								8	8	8	4	8	8	8	8	6	8	
59	Silver	Cowlitz	03/25/2006	03/26/2006	CCBC	84	672	21	57.44	7.30	1.00	21						
53	Silver	Cowlitz	04/08/2006	04/09/2006	MSHBC	64	1024	45	130.65	6.42	1.00	45						
105	Silver	Cowlitz	04/29/2006	04/30/2006	WBC	20	304	111	231.00	7.10	0.40	111						
73	Silver	Cowlitz	05/20/2006	05/21/2006	PHH	29	522	105	225.00	5.40	1.10	101						
323	Silver	Cowlitz	07/22/2006	07/23/2006	CCBM	17	272	23	42.00	3.60	1.20	23						
33	Silver	Cowlitz	08/19/2006	08/19/2006	LLBC	21	168	49	38.00	5.11	0.31	47						
65	Silver	Cowlitz	10/21/2006	10/22/2006	CCBC	14	224	21	21.00	6.20	0.14	21						
Total or Average								375	745.09	7.30	0.14	369						
No. of contests based on								7	7	7	7	7						
326	Silver	Pierce	09/09/2006	09/10/2006	RBC	3	24											
34	Spencer	Mason	07/08/2006	07/08/2006	LLBC	18	144	25	13.92	3.52	0.02	25						
63	Spencer	Mason	08/19/2006	08/20/2006	CCBC	21	168	14	18.00	5.00	1.00	14						
Total or Average								39	31.92	5.00	0.02	39						
No. of contests based on								2	2	2	2	2						

Contest	Water	County	Start Date	EndDate	Sponsor Abbrev.	No. of Anglers	Anglers Hours	Largemouth					Smallmouth						
								No. Caught	Total Weight (lbs.)	Largest Weight (lbs.)	Smallest Weight (lbs.)	No. Released	No. Caught	Total Weight (lbs.)	Largest Weight (lbs.)	Smallest Weight (lbs.)	No. Released		
325	St clair	Thurston	08/05/2006	08/06/2006	RBC	4	32	4	3.44	1.05	0.63	4							
158	Stevens	Snohomish	04/22/2006	04/23/2006	NWBC	14	119						6	16.78	4.40	2.57	6		
134	Stevens	Snohomish	05/20/2006	05/21/2006	WBA	10	90	1	2.13	2.13		0	34	118.00	5.39		30		
90	Stevens	Snohomish	08/12/2006	08/13/2006	SVBA	5	40						8	14.87	3.93	1.51	8		
214	Stevens	Snohomish	09/24/2006	09/24/2006	CMBC	17	136						15	23.15	5.44	0.72	15		
Total or Average						46	385	1	2.13	2.13		0	63	172.8	5.44	0.72	59		
No. of contests based on						4	4	1	1	1		1	4	4	4	3	4		
194	Tapps	Pierce	09/23/2006	09/24/2006	PCBA	7	70						19	29.04	3.32	0.90	19		
179	Terrell	Whatcom	04/08/2006	04/09/2006	BBCS	10	80	27	75.94	6.73	0.93	27							
306	Umatilla	Klickitat	07/22/2006	07/23/2006	FVFW	48	496						421	339.19	2.81	0.38	419		
331	Umatilla	Klickitat	10/14/2006	10/15/2006	SBFA	50	672						252	490.95	6.00	0.94	251		
Total or Average						98	1168						673	830.14	6.00	0.38	670		
No. of contests based on						2	2						2	2	2	2	2		
124	Wallula	Benton	04/15/2006	04/16/2006	ACWA	8	72						9	28.38	4.32	1.47	9		
141	Wallula	Benton	04/22/2006	04/23/2006	CBBC	54	850						144	330.02	4.70		144		
40	Wallula	Benton	06/10/2006	06/11/2006	NWB	170	1615						392	855.74	5.34		389		
55	Wallula	Benton	06/24/2006	06/25/2006	MSHBC	17	272						86	104.00	3.10	0.75	86		
117	Wallula	Benton	07/15/2006	07/16/2006	ABAWA	110	1980						249	531.84	5.11		245		
121	Wallula	Benton	07/22/2006	07/23/2006	ACWA	8	66.5						16	26.36	3.22		16		
145	Wallula	Benton	08/05/2006	08/05/2006	CBBC	20	160						87	60.93	2.43		87		
19	Wallula	Benton	08/26/2006	08/27/2006	WSBF	49	833						374	615.20	5.25	0.99	368		
144	Wallula	Benton	08/26/2006	08/27/2006	CBBC	52	832						382	561.63	5.81		371		
119	Wallula	Benton	09/09/2006	09/09/2006	ABA	172	1548						309	612.41	4.96		305		
43	Wallula	Benton	09/23/2006	09/24/2006	NWB	176	3168						738	1399.07	6.06		730		

Contest	Water	County	Start Date	EndDate	Sponsor Abbrev.	No. of Anglers	Anglers Hours	Largemouth					Smallmouth				
								No. Caught	Total Weight (lbs.)	Largest Weight (lbs.)	Smallest Weight (lbs.)	No. Released	No. Caught	Total Weight (lbs.)	Largest Weight (lbs.)	Smallest Weight (lbs.)	No. Released
316	Wallula	Benton	10/07/2006	10/08/2006	BFNWA	12	96						30	72.00	4.10	1.00	30
147	Wallula	Benton	10/14/2006	10/15/2006	CBBC	19	304						96	172.27	5.95		96
208	Wallula	Benton	10/14/2006	10/15/2006	SBFA	50	672						252	490.95	6.00	0.94	251
Total or Average						917	12468.5						3164	5860.8	6.06	0.75	3127
No. of contests based on						14	14						14	14	14	5	14
37	Washington	King	04/29/2006	04/29/2006	LLBC	18	144	5	12.00	3.38	0.75	5	29	54.00	4.94	0.80	29
21	Washington	King	05/06/2006	05/07/2006	WSBF	58	1044	8	18.27	4.44	1.67	8	252	702.00	5.62	1.24	252
161	Washington	King	06/17/2006	06/18/2006	NWBC	11	160						27	95.78	4.40	0.95	25
213	Washington	King	08/27/2006	08/27/2006	CMBC	18	144	6	8.69	3.15	0.92	6	59	157.38	5.67	0.89	59
78	Washington	King	10/21/2006	10/22/2006	PHH	106	848	11	26.00	4.80	1.20	11	111	262.00	5.20	0.93	111
Total or Average						211	2340	30	64.96	4.80	0.75	30	478	1271.16	5.67	0.80	476
No. of contests based on						6	6	5	5	5	5	5	6	6	6	6	6
178	Whatcom	Whatcom	04/29/2006	04/30/2006	BBCS	288	288						75	213.41	5.35		75
217	Whatcom	Whatcom	05/20/2006	05/21/2006	WSC	12	144						27	76.13	4.25	14.12	27
91	Whatcom	Whatcom	09/16/2006	09/17/2006	SVBA	12	48						22	62.76	4.16	2.10	22
174	Whatcom	Whatcom	10/28/2006	10/29/2006	BBCS	16	128	1	5.52	5.52		1	18	46.47			18
Total or Average																	
No. of contests based on																	
154	Whitestone	Okanogan	08/05/2006	08/06/2006	CWBC	9	144	62	70.63	4.17		60					
50	Whitestone	Okanogan	08/19/2006	08/20/2006	OVBC	18	144	34	71.43	4.06	0.67	34	1	2.04	2.04		1
Total or Average						27	288	96	142.06	4.17	0.67	94	1	2.04	2.04		1
No. of contests based on						2	2	2	2	2	1	2	1	1	1		1
238	Yakima r	Benton	05/06/2006	05/06/2006	PBT	15	120						38	89.00	3.00	0.40	38
Total or Average						5331	59682	1852	4113.06	7.91	0.02	1830	14425	27208.19	7.59	0.08	14244
No. of contests based on						150	150	75	73	75	36	75	123	123	121	70	123

Appendix 3

Summary of Walleye Fishing Contest Reports for Individual Waters, 2006

Contest No.	Water	County	Date Start	Date End	Sponsor Abbrev.	No. of Anglers	Hours Fished	No. Caught	Weight				No. Released	CPUE	Percent Released	Prizes Awarded
									Total	Largest	Smallest	Average				
2	BANKS	GRANT	05/20/2006	05/21/2006	BW	198	3366	892	2168.27	9.26	1.28	2.43	888	0.27	100.0	\$30,000
15	COLUMBIA RIVER (BBD)	CLARK*	08/12/2006	08/13/2006	LCWC	54	972	70	406.64	13.32	2.98	5.81	66	0.07	94.3	\$16,000
1	POTHOLES	GRANT	05/06/2006	05/07/2006	TMF	260	4030	315	868.2	10.76	NO DATA	2.76	313	0.08	100.0	\$36,686
13	MOSES	GRANT	06/03/2006	06/04/2006	CWFAC	236	3776	489	1594.14	10.8	2.06	3.26	487	0.13	100.0	\$32,000
26	ROOSEVELT	STEVENS*	06/24/2006	06/25/2006	LRWC	200	3000	1122	1598.23	8.96	0.94	1.42	1092	0.37	100.0	\$30,000
200	ROOSEVELT	STEVENS*	09/16/2006	09/17/2006	SWC	118	1770	434	655.34	8.74	0.36	1.51	411	0.25	94.7	\$21,280
Total or average						318	4770	1556	2253.57	8.96	0.36	1.45	1503	0.33	96.6	\$51,280
No. of contests based on						2	2	2	2	2	2	2	2	2	2	2
Grand Total or average						1066	16914	3322	7290.82	13.32	0.36	2.19	3257	0.20	98.0	\$165,966
No. of contests based on						6	6	6	6	6	5	6	6	6	6	6

*see Appendix 4.

Appendix 4

List of Bodies of Water Occurring in More than One County

Appendix 4. List of bodies of water from Appendices 1, 2 and 3 that are occur in more than one county. The county of designation (in boldface) is for administrative purposes.

Appendix Name	Counties
Alder	Pierce, Thurston
Bonneville	Klickitat, Skamania
Columbia River (BBD)	Clark , Cowlitz, Pacific, Skamania, Wahkiakum
Long	Spokane , Stevens
Lower Granite	Asotin, Garfield, Whitman
Pateros	Chelan, Douglas, Okanogan
Priest Rapids	Grant , Kittitas, Yakima
Roosevelt	Ferry, Grant, Lincoln, Okanogan, Spokane, Stevens
Sacajawea	Franklin , Walla Walla
Umatilla	Benton, Klickitat
Wallula	Benton , Franklin, Grant, Walla Walla



This program receives Federal financial assistance from the U.S. Fish and Wildlife Service Title VI of the Civil Rights Act of 1964, Section 504 of the Rehabilitation Act of 1973, Title II of the Americans with Disabilities Act of 1990, the Age Discrimination Act of 1975, and Title IX of the Education Amendments of 1972. The U.S. Department of the Interior and its bureaus prohibit discrimination on the bases of race, color, national origin, age, disability and sex (in educational programs). If you believe that you have been discriminated against in any program, activity or facility, please write to:

U.S. Fish and Wildlife Service
Office of External Programs
4040 N. Fairfax Drive, Suite 130
Arlington, VA 22203