

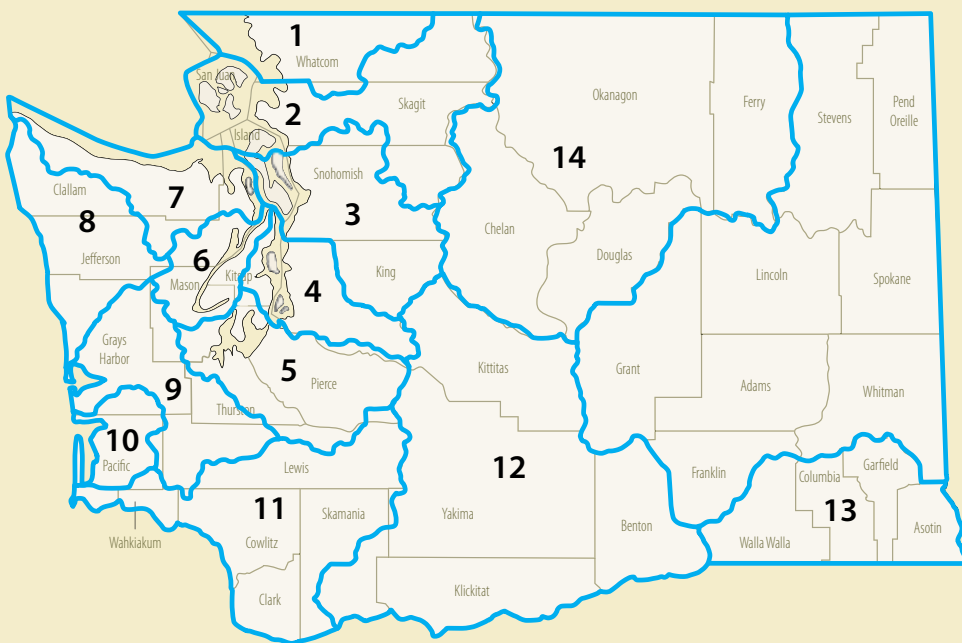


Photo by Jessica Newley

Regional Fisheries Enhancement Program 2014 Calendar



Regional Fisheries Enhancement Program Areas



- Region 1 - Nooksack Salmon Enhancement Association
- Region 2 - Skagit Fisheries Enhancement Group
- Region 3 - Sound Salmon Solutions (formerly Stilly-Snohomish FETF)
- Region 4 - Mid-Sound Fisheries Enhancement Group
- Region 5 - South Puget Sound Salmon Enhancement Group
- Region 6 - Hood Canal Salmon Enhancement Group
- Region 7 - North Olympic Salmon Coalition
- Region 8 - Pacific Coast Salmon Coalition
- Region 9 - Chehalis Basin Fisheries Task Force
- Region 10 - Willapa Bay Regional Fisheries Enhancement Group
- Region 11 - Lower Columbia Fish Enhancement Group
- Region 12 - Mid-Columbia Regional Fisheries Enhancement Group
- Region 13 - Tri-State Steelheaders Regional Fisheries Enhancement Group
- Region 14 - Cascade Columbia Fisheries Enhancement Group



The Regional Fisheries Enhancement Groups (RFEGs) are a statewide network of fourteen non-profit organizations that engage their communities, citizen volunteers, and landowners to enhance and restore salmon and steelhead populations in their local watersheds. Funded through a combination of state and federal dollars, the RFEGs engage in a wide array of salmon enhancement activities that range from large-scale construction to community education to citizen science. Since 1995 these groups have conducted over 3,500 salmon projects, opened over 900 miles of stream to fish access, accumulated over 1.5 million donated volunteer hours, and released over 75 million fish.

103,630
VOLUNTEER
HOURS

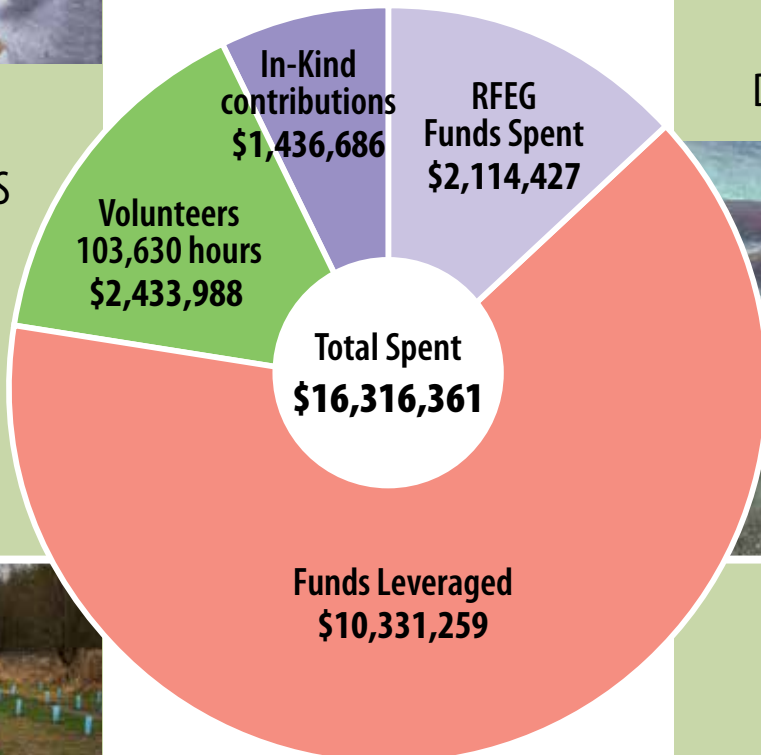


REGIONAL FISHERIES ENHANCEMENT PROGRAM

64,224
CARCASSES
DISTRIBUTED



14,411
K-12 STUDENTS
REACHED



1,696,900
SALMON
RELEASED

41.1
MILES
HABITAT
RESTORED



Financial Summary for 2013

34.1
STREAM
MILES
OPENED



DEDICATED TO
COMMUNITY-BASED
SALMON ENHANCEMENT
IN WASHINGTON STATE

137
PROJECTS
COMPLETED



29
FISH
PASSAGE
PROJECTS





December 2013

Sunday	Monday	Tuesday	Wednesday	Thursday	Friday	Saturday
1	2	3	4	5	6	7
8	9	10	11	12	13	14
15	16	17	18	19	20	21
22	23	24	25 <small>Christmas Day</small>	26	27	28
29	30	31				

The Nooksack Salmon Enhancement Association is a community-based nonprofit organization dedicated to restoring wild salmon populations in Whatcom County. In this project, crews improved salmon habitat by moving a tributary to Landingstrip Creek into a newly created channel. Approximately 3,000 feet of creek was moved out of a ditch along a railroad grade into the new channel. A 180 foot riparian buffer was planted with native plants in partnership with the Natural Resource Conservation Service (NRCS) Conservation Reserve Enrollment Program. Funding for this project was provided by EcoTrust Whole Watershed Restoration Initiative, a Washington Department of Fish and Wildlife ALEA Grant, and the National Fish and Wildlife Foundation.

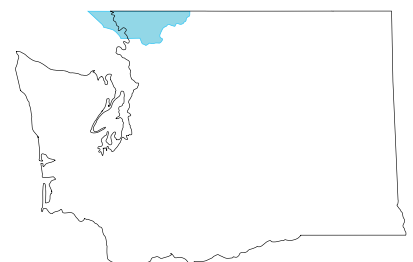
NSEA Financial Summary for Fiscal Year 2013

RFEF Funds Spent	\$126,238
Funds Leveraged	\$659,324
Volunteers - 21,343 hours	\$484,273
In-Kind contributions	\$9,550
Total Spent	\$1,279,384.67



REGION 1: Nooksack Salmon Enhancement Association

3057 East Bakerview Road, Bellingham, WA 98226
 Phone: (360) 715-0283
 Email: info@n-sea.org
 Website: www.n-sea.org





January 2014

Sunday	Monday	Tuesday	Wednesday	Thursday	Friday	Saturday
			1 New Year's Day	2	3	4
5	6	7	8	9	10	11
12	13	14	15	16	17	18
19	20 Martin Luther King Jr. Day	21	22	23	24	25
26	27	28	29	30	31	

The Skagit Fisheries Enhancement Group promotes stewardship and inspires children to become passionate about natural resources by offering free education programs to local schools. Educating youth helps ensure continued stewardship of salmon and watershed resources for future generations. Education programs are designed to engage students to learn about the wonders of the watershed, the salmon that depend on them, and understanding that healthy watersheds are good for all living things. Last year over 1,755 students were involved in hands-on education programs designed to expose them to learning about salmon conservation outside of their regular classroom setting.

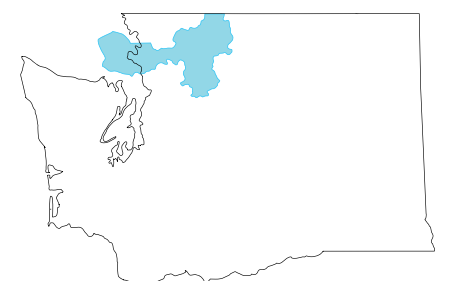
SFEG Financial Summary for Fiscal Year 2013

RFEG Funds Spent	\$154,162
Funds Leveraged	\$957,472
Volunteers - 10,369 hours	\$235,273
In-Kind contributions	\$130,310
Total Spent	\$1,477,217



REGION 2: Skagit Fisheries Enhancement Group

PO Box 2497, 1202 South 2nd Street, Suite C, Mount Vernon, WA 98273
 Phone: (360) 336-0172
 Email: sfeg@skagitfisheries.org
 Website: www.skagitfisheries.org





February 2014

Sunday	Monday	Tuesday	Wednesday	Thursday	Friday	Saturday
						1
2	3	4	5	6	7	8
9	10	11	12	13	14	15
16	17 <small>President's Day</small>	18	19	20	21	22
23	24	25	26	27	28	

Sound Salmon Solutions mission is to ensure the future of salmon in the Snohomish, Stillaguamish, and Island County watersheds. One example is this project restoring 3.5 acres of degraded riparian habitat at McCormick Park along the banks of the Snoqualmie River. Prior to the restoration, the park was overgrown with non-native reed canary grass, Himalayan blackberry, and Japanese knotweed, with few trees to cast shade. With the help of volunteers and community groups, Sound Salmon Solutions removed the invasive plants, planted native trees and shrubs, and is working diligently to control weed growth until the native plants are established. So far more than 300 volunteers have contributed a combined 1,000 hours to plant over 2,000 native plants at the site. Funding for this work is provided by the King Conservation District, King County, and REI.

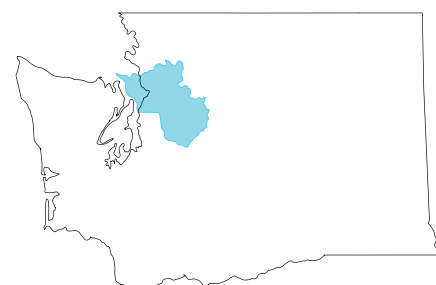
SSS Financial Summary for Fiscal Year 2013

RFEG Funds Spent	\$111,857
Funds Leveraged	\$536,237
Volunteers - 825 hours	\$101,356
In-Kind contributions	\$124,987
Total Spent	\$874,437



REGION 3: Sound Salmon Solutions

1911 Vernon Road, Lake Stevens, WA 98258
 Phone: (425) 252-6686
 Email: info@soundsalmonsolutions.org
 Website: www.soundsalmonsolutions.org





Before



After


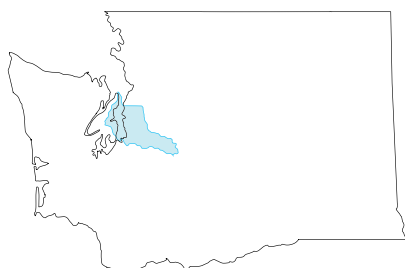
March 2014

Sunday	Monday	Tuesday	Wednesday	Thursday	Friday	Saturday
						1
2	3	4	5	6	7	8
9	10	11	12	13	14	15
16	17	18	19	20	21	22
23	24	25	26	27	28	29
30	31					

The Mid-Puget Sound Salmon Enhancement Group corrected this fish barrier on Littlebrook Creek, a tributary to Thorton Creek in Seattle. The existing undersized and perched culvert was replaced by a larger box culvert with a natural stream bottom, which will allow coho salmon, rainbow trout and cutthroat trout access to this valuable rearing habitat and high-flow refuge. Stream habitat features were installed both upstream and downstream of the culvert, and railroad ties leaching toxic chemicals into the creek were removed and replaced with natural rock. This project was completed in an urban environment with private landowners and very tight working conditions. Partners included the King Conservation District, Seattle Pacific University, Friends of Littlebrook Creek, local landowners, and the Seattle Housing Authority.

MSFEG Financial Summary for Fiscal Year 2013

RFEG Funds Spent	\$156,986
Funds Leveraged	\$454,037
Volunteers - 610 hours	\$13,841
In-Kind contributions	\$7,000
Total Spent	\$631,863



REGION 4: Mid-Sound Fisheries Enhancement Group

7400 Sand Point Way NE, Suite 202, North Seattle, WA 98115
 Phone: (206) 529-9467
 Website: www.midsoundfisheries.org

After



Before



April 2014

Sunday	Monday	Tuesday	Wednesday	Thursday	Friday	Saturday
		1	2	3	4	5
6	7	8	9	10	11	12
13	14	15	16	17	18	19
20	21	22	23	24	25	26
27	28	29	30			

The South Puget Sound Salmon Enhancement Group restored shoreline processes and nearshore habitat for fish and wildlife with the removal of a 750 foot long creosote bulkhead from the Penrose Point State Park in Carr Inlet in Pierce County. The bulkhead consisted of 120 creosote pilings, 210 yards of creosote-treated timbers, and over 4,000 cubic yards of shoreline armor and fill. The newly restored shoreline will benefit migrating juvenile salmon and provide spawning habitat for forage fish, as well as improve Puget Sound water quality and public safety. Funding was provided by the Washington Department of Natural Resources, the US Fish and Wildlife Service, Puget Sound Partnership, and the Salmon Recovery Funding Board.

SPSSEG Financial Summary for Fiscal Year 2013

RFEF Funds Spent	\$146,771
Funds Leveraged	\$1,270,282
Volunteers - 1,200 hours	\$27,228
In-Kind contributions	\$42,931
Total Spent	\$1,487,211



REGION 5:
South Puget Sound Salmon Enhancement Group

6700 Martin Way East, Suite 112, Olympia WA, 98516.
 Phone: (360) 412-0808
 Email: spsseg@spsseg.org
 Website: www.spsseg.org





May 2014

Sunday	Monday	Tuesday	Wednesday	Thursday	Friday	Saturday
				1	2	3
4	5	6	7	8	9	10
11	12	13	14	15	16	17
18	19	20	21	22	23	24
25	26 Memorial Day	27	28	29	30	31

The Hood Canal Salmon Enhancement Group, in cooperation with NOAA Fisheries, is helping rebuild steelhead populations in Hood Canal by assisting with scientific research. This study is designed to measure the effects of hatchery supplementation on natural populations using three study streams and three control streams. Staff from the HCSEG conduct redd surveys, collect unhatched steelhead eggs for hatchery rearing, release artificially-reared fish, and trap juvenile out-migrants. The data are used to estimate adult run sizes and measure the effects of artificial-rearing on survival and reproductive success. Other partners in this important research include Long Live the Kings, the Skokomish Tribe, the US Fish and Wildlife Service, the US Forest Service, and the Port Gamble S'Klallam Tribe.

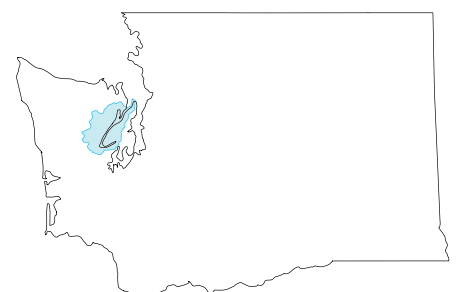
HCSEG Financial Summary for Fiscal Year 2013

RFEF Funds Spent	\$188,797
Funds Leveraged	\$2,322,775
Volunteers - 9,008 hours	\$204,392
In-Kind contributions	\$94,708
Total Spent	\$2,810,672



REGION 6: Hood Canal Salmon Enhancement Group

PO Box 2169, 600 NE Roessel Rd., Belfair, WA 98528
 Phone: (360) 275-3575
 Email: info@pnwsalmoncenter.org
 Website: www.pnwsalmoncenter.org





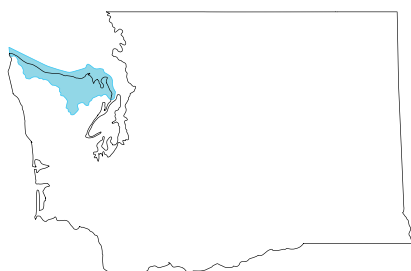
Since 1999, North Olympic Salmon Coalition staff and volunteers have partnered with WDFW to conduct spawner surveys for ESA-listed Hood Canal summer chum in Chimacum Creek in Port Hadlock. Volunteers brave all weather conditions to walk 1½ miles of creek weekly from August to October to count live and dead fish. They also collect data and tissue samples from dead fish, including scales (to determine age), length, body condition, and gender. The data collected by these dedicated volunteers have shown a remarkable increase in summer chum numbers, from 38 returning adults in 1999 to over 3,000 in 2013.

June 2014

Sunday	Monday	Tuesday	Wednesday	Thursday	Friday	Saturday
1	2	3	4	5	6	7
8	9	10	11	12	13	14
15	16	17	18	19	20	21
22	23	24	25	26	27	28
29	30					

NOSC Financial Summary for Fiscal Year 2013

RFEG Funds Spent	\$200,479
Funds Leveraged	\$454,856
Volunteers - 4,307 hours	\$97,735
In-Kind contributions	\$10,000
Total Spent	\$763,070



REGION 7: North Olympic Salmon Coalition

205 B West Patison Street, Port Hadlock, WA 98339
 Phone: (360) 379-8051
 Email: infonosc@nosc.org
 Website: www.nosc.org



After



In the summer of 2012 the **Pacific Coast Salmon Coalition** replaced an undersized, perched culvert on Camp Creek, a tributary to the Sol Duc River, with a 70 foot bridge. As part of the project, 12 whole trees, 60 cubic yards of branches, 50 cubic yards of large round rock and 150 cubic yards of spawning gravels were added to the new stream bed to minimize erosion and create complex habitat structures important to salmon. This project opened up nearly 3.2 miles of stream, including important spawning and rearing habitat for coho, Chinook, steelhead, and cutthroat trout.

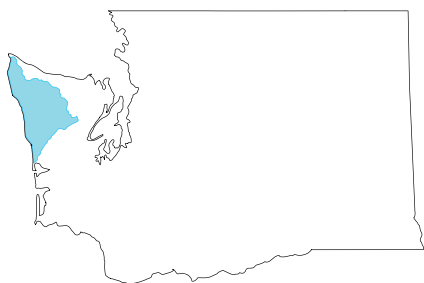
This project received funding from the Salmon Recovery Funding Board, and was the first culvert replacement project funded under the updated Road Maintenance and Abandonment Program policy. Additional project funding was provided by Merrill and Ring Timberlands.

July 2014

Sunday	Monday	Tuesday	Wednesday	Thursday	Friday	Saturday
		1	2	3	4 <small>Independence Day</small>	5
6	7	8	9	10	11	12
13	14	15	16	17	18	19
20	21	22	23	24	25	26
27	28	29	30	31		

PCSC Financial Summary for Fiscal Year 2013

RFEG Funds Spent	\$219,541
Funds Leveraged	\$1,010,775
Volunteers - 5,971 hours	\$135,482
In-Kind contributions	\$518,965
Total Spent	\$1,884,763



REGION 8: **Pacific Coast Salmon Coalition**

PO Box 2527, Forks, WA 98331
Phone: (360) 374-8873
Email: pacsac@olyopen.com



After



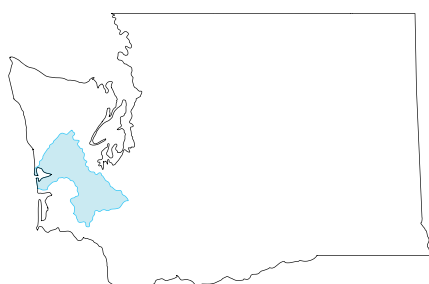
The Chehalis Basin Fisheries Task Force partnered with a local high school freshman to correct a fish barrier culvert on McDonald Creek, a low gradient tributary of the Chehalis River that flows through the City of Elma. The existing shotgun culvert was replaced by a 40 foot steel bridge, allowing coho salmon and cutthroat trout to once again access spawning habitat and off-channel refuge from winter floods. Construction funds for this privately owned farm access road crossing were provided by a Salmon Recovery Funding Board grant. The task force and the student are working together to correct several other fish barriers, with the goal of opening all of McDonald Creek to fish access in the near future.

August 2014

Sunday	Monday	Tuesday	Wednesday	Thursday	Friday	Saturday
					1	2
3	4	5	6	7	8	9
10	11	12	13	14	15	16
17	18	19	20	21	22	23
24	25	26	27	28	29	30
31						

CBFTF Financial Summary for Fiscal Year 2013

RFEF Funds Spent	\$103,108
Funds Leveraged	\$196,596
Volunteers - 6,062 hours	\$137,547
In-Kind contributions	not calculated
Total Spent	\$437,251



REGION 9: Chehalis Basin Fisheries Task Force

2090 West Beerbower Rd., Elma, WA 98541
 Phone: (360) 482-2347
 Email: cbftf@reachone.com
 Website: www.cbftf.com





For the past two decades, the **Willapa Bay Regional Fisheries Enhancement Group** has partnered with the March family to create and maintain spawning and rearing habitat on a tributary to the North River in Pacific County. This legacy of the family patriarch the late Fred March continues to benefit coho salmon, chum salmon, and steelhead populations in the North River to this day. Additional funding was provided by Cosmo Specialty Fibers.

WBRFEG Financial Summary for Fiscal Year 2013

RFEG Funds Spent	\$34,114
Funds Leveraged	\$5,200
Volunteers - 2,250 hours	\$51,053
In-Kind contributions	not calculated
Total Spent	\$90,367

September 2014

Sunday	Monday	Tuesday	Wednesday	Thursday	Friday	Saturday
	1 <small>Labor Day</small>	2	3	4	5	6
7	8	9	10	11	12	13
14	15	16	17	18	19	20
21	22	23	24	25	26	27
28	29	30				



**REGION 10:
Willapa Bay Regional Fisheries Enhancement Group**

PO Box 26, Grayland, WA 98547-0026
 Phone: (360) 267-5244
 Email: lakebob@comcast.net
 Website: www.wbrfeg.org





Before



After

Since 2005, the **Lower Columbia Fish Enhancement Group** has been engaged in the restoration of Hamilton Creek. What was once a 'featureless' 4,500 foot section of stream is now filled with logjams, side channel complexity, and groundwater fed spawning habitat, which benefits the ESA-listed populations of Lower Columbia River fall chum, winter steelhead, Chinook, and coho. Prior to restoration efforts, the spawning channel pictured contained only a few small pockets of gravel that were clear of invasive reed canary grass. After construction, the channels were free of all grass and fine sediments, allowing returning chum salmon to spawn throughout the newly restored 900 foot channel. Funding was provided by the Salmon Recovery Funding Board and the Bonneville Power Administration.

October 2014

Sunday	Monday	Tuesday	Wednesday	Thursday	Friday	Saturday
			1	2	3	4
5	6	7	8	9	10	11
12	13	14	15	16	17	18
19	20	21	22	23	24	25
26	27	28	29	30	31	

LCFEG Financial Summary for Fiscal Year 2013

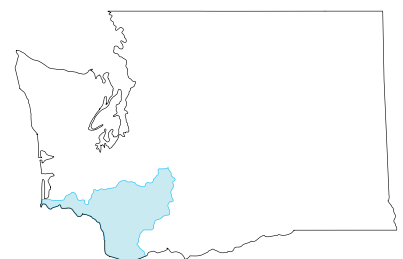
RFEG Funds Spent	\$171,103
Funds Leveraged	\$1,224,562
Volunteers - 37,636 hours	\$853,949
In-Kind contributions	\$10,000
Total Spent	\$2,259,614



**LOWER COLUMBIA
FISH ENHANCEMENT**

REGION 11: **Lower Columbia Fish Enhancement Group**

12404 SE Evergreen Highway, Vancouver, WA 98683
 Phone: (360) 882-6671
 Email: info@lcfeg.org
 Website: www.lcfeg.org

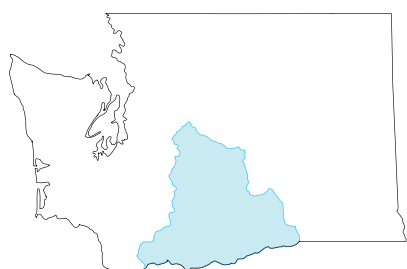




Mid-Columbia Fisheries Enhancement Group is dedicated to restoring salmon and steelhead habitat throughout south-central Washington. The Jack Creek Restoration project, pictured here, restored more than two miles of this tributary to the North Fork Teanaway River. The project included re-grading a section of channel to direct flow into a well-shaded historic streambed, moving nearly a mile of road away from the stream, planting 2,000 riparian plants, adding large wood to improve channel complexity, and constructing a mile of fencing to protect the channel from cattle. The project benefits multiple species, including Chinook, steelhead, and cutthroat trout. Funding was provided by the Salmon Recovery Funding Board, the Washington Department of Ecology, the US Forest Service, the US Fish & Wildlife Service, the National Forest Foundation, and others.

MCFEG Financial Summary for Fiscal Year 2013

RFEG Funds Spent	\$226,853
Funds Leveraged	\$725,884
Volunteers - 1,897 hours	\$43,032
In-Kind contributions	\$192,764
Total Spent	\$1,188,533



**REGION 12:
Mid-Columbia Fisheries Enhancement Group**

PO Box 2211, White Salmon, WA 98672
 Phone: (509) 281-1322
 Email: fish@midcolumbiarfeg.com
 Website: www.midcolumbiarfeg.com



November 2014

Sunday	Monday	Tuesday	Wednesday	Thursday	Friday	Saturday
						1
2	3	4	5	6	7	8
9	10	11 <small>Veteran's Day</small>	12	13	14	15
16	17	18	19	20	21	22
23	24	25	26	27 <small>Thanksgiving Day</small>	28	29
30						



This concrete channel contains Mill Creek, a tributary to the Walla Walla River. The creek was channelized in the 1940's for flood control, with the unintended consequence of limiting fish access to over 40 miles of high quality spawning and rearing habitat. Those square bumps that look like abstract art are new additions, constructed by the **Tri-State Steelheaders** to improve fish passage through the site by creating a roughened channel. Five resting pools (not pictured) were also constructed to give fish a refuge during high flow events. This project is one part of a multi-phase effort to restore access for summer steelhead and spring Chinook to the high quality habitat upstream. Funding for the roughened channel provided by the Salmon Recovery Funding Board, the Confederated Tribes of the Umatilla Indian Reservation, and the Bonneville Power Administration.

TSS Financial Summary for Fiscal Year 2013

RFEF Funds Spent	\$151,818
Funds Leveraged	\$260,856
Volunteers - 1,660 hours	\$37,665
In-Kind contributions	\$14,424
Total Spent	\$464,764

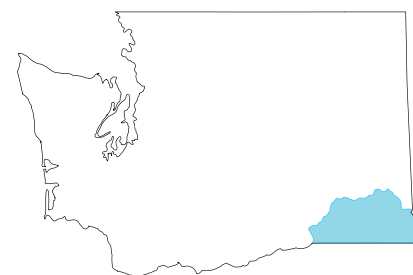
December 2014

Sunday	Monday	Tuesday	Wednesday	Thursday	Friday	Saturday
	1	2	3	4	5	6
7	8	9	10	11	12	13
14	15	16	17	18	19	20
21	22	23	24	25 Christmas Day	26	27
28	29	30	31			



**REGION 13:
Tri-State Steelheaders Salmon Enhancement Group**

PO Box 1375, 216 N. Roosevelt, Walla Walla, WA 99362
 Phone (509) 529-3543
 Email: tssfsh@tristatesteelheaders.com
 Website: www.tristatesteelheaders.com



RFEF Program Summary Fiscal Year 2013

	RFEF Funds	Other Funds	Volunteer Hours	Volunteer Hours - Value	In-Kind Value	Total Value
01 Nooksack Salmon Enhancement Association	\$126,238	\$656,324	21,343	\$484,273	\$288,712	\$1,555,547
02 Skagit Fisheries Enhancement Group	\$154,162	\$957,472	10,369	\$235,273	\$130,310	\$1,477,217
03 Sound Salmon Solutions	\$111,857	\$536,237	4,467	\$101,356	\$124,987	\$874,437
04 Mid Puget Sound Fisheries Enhancement Group	\$156,986	\$454,037	610	\$13,841	\$7,000	\$631,863
05 South Puget Sound Salmon Enhancement Group	\$146,771	\$1,270,282	1,200	\$27,228	\$42,931	\$1,487,211
06 Hood Canal Salmon Enhancement Group	\$188,797	\$2,322,774	9,008	\$204,386	\$94,708	\$2,810,665
07 North Olympic Salmon Coalition	\$200,479	\$454,856	4,307	\$97,735	\$10,000	\$763,070
08 Pacific Coast Salmon Coalition	\$219,541	\$1,010,775	5,971	\$135,482	\$518,965	\$1,884,763
09 Chehalis Basin Fisheries Task Force	\$103,108	\$196,596	6,062	\$137,547	\$0	\$437,251
10 Willapa Bay Regional Fisheries Enhancement Group	\$34,114	\$5,200	2,250	\$51,053	\$0	\$90,367
11 Lower Columbia Fish Enhancement Group	\$171,103	\$1,224,562	37,636	\$853,949	\$10,000	\$2,259,614
12 Mid Columbia Fisheries Enhancement Group	\$226,853	\$725,884	1,897	\$43,032	\$45,075	\$1,040,844
13 Tri State Steelheaders Salmon Enhancement Group	\$151,818	\$260,856	1,660	\$37,665	\$14,424	\$464,764
14 Cascade Columbia Fisheries Enhancement Group	\$122,600	\$252,404	492	\$11,163	\$1,887	\$388,054
Totals	\$2,114,427	\$10,328,258	107,271	\$2,433,982	\$1,288,997	\$16,165,665

Nooksack Salmon Enhancement Association

Fiscal Year 2013

Annual Report

Project Name	RFEF Funds	Other Funds	Volunteer Hours	Volunteer Hours - Value	In-Kind Value	Total Value	Project Type
Administration							
Office Operations	\$63,928	\$42,779	1,850	\$41,977	\$38,868	\$187,552	Office
Project Development							
WRIA 1 3-Year Work Plan		\$10,000				\$10,000	Office
Education & Stewardship							
Volunteer & Membership	\$3,000	\$21,381				\$24,381	
Education Programs (K-12)	\$7,343	\$42,251	4,486	\$101,787	\$94,250	\$245,631	Education
Liam Wood River Guardian Program		\$16,365				\$16,365	
Nooksack River Stewards		\$15,978	1,099	\$24,936	\$23,089	\$64,003	Outreach/ Education
Community Outreach		\$44,431				\$44,431	
Citizen Action Training School Design							
Internship Program		\$13,266				\$13,266	Outreach/Education
Habitat Restoration							
Community Work Parties	\$7,343	\$35,347	8,208	\$186,240	\$16,498	\$245,428	Community Work Parties
Anderson Tributary	\$2,100	\$94,000				\$96,100	Barrier removal
Bertrand Creek 1	\$400	\$2,000				\$2,400	Riparian Planting
Bertrand Creek 2	\$900	\$400			\$4,800	\$6,100	Riparian Planting
Black Slough		\$1,700			\$250	\$1,950	Riparian planting
Chuckanut Creek	\$1,600	\$7,000				\$8,600	LWD, Riparian Planting
Fishtrap Creek 1		\$4,500				\$4,500	Riparian Planting
Fishtrap Creek 2	\$400				\$1,400	\$1,800	Riparian Planting
Landingstrip Tributary 1	\$1,200	\$31,000				\$32,200	New Channel, LWD
Landingstrip Tributary 2	\$1,600	\$62,000				\$63,600	New Channel, LWD
Landingstrip Tributary 3		\$16,361				\$16,361	Riparian Planting
Landingstrip Creek 1		\$38,000				\$38,000	Riparian Planting
Landingstrip Creek 2		\$450				\$450	Riparian Planting
Macaulay Creek		\$12,600				\$12,600	Riparian Planting
Nooksack River Middle Fork 1	\$800	\$3,500				\$4,300	LWD, Riparian Planting
Nooksack River Middle Fork 2		\$1,800				\$1,800	Riparian Planting
Nooksack River Middle Fork 3		\$1,200				\$1,200	
Nooksack River North Fork 1		\$9,000				\$9,000	Riparian Planting
Nooksack River North Fork 2		\$1,200				\$1,200	Riparian Planting
Silver Creek	\$800	\$1,800				\$2,600	Riparian Planting
Smith Creek 1	\$900	\$3,000				\$3,900	LWD, Riparian planting
Smith Creek 2	\$900	\$2,000				\$2,900	LWD, Riparian planting
Squalicum Creek	\$3,800				\$3,100	\$6,900	Livestock exclusion, riparian planting
Tenmile Creek	\$400	\$1,800				\$2,200	Riparian Planting
Terrell Creek 1		\$14,100				\$14,100	Riparian Planting
Terrell Creek 2		\$50,000				\$50,000	Barrier Removal
Tinling Creek	\$1,200	\$5,600				\$6,800	LWD, Riparian planting
Maintenance		\$22,500				\$22,500	riparian maintenance and multiple sites
Project Development and outreach	\$23,281	\$7,400				\$30,681	meeting with landowners, developing projects
Monitoring							
Spawning Ground Surveys	\$3,343	\$4,500	5,000	\$113,450	\$105,050	\$226,343	Monitoring
Water Quality Monitoring	\$1,000	\$15,115	700	\$15,883	\$1,407	\$33,405	Monitoring
Totals	\$126,238	\$656,324	21,343	\$484,273	\$288,712	\$1,555,547	

Skagit Fisheries Enhancement Group

Fiscal Year 2013

Annual Report

Project Name	RFEF Funds	Other Funds	Volunteer Hours	Volunteer Hours - Value	In-Kind Value	Total Value	Project Type
Administration							
Administration	\$57,157	\$34,780	487	\$11,056	\$668	\$103,661	Administration
Project Development							
Fundraising Support		\$12,428	99	\$2,235	\$0	\$14,663	Development
Project Development	\$27,372	\$7,702	170	\$3,846	\$0	\$38,920	Design and Development
Barrier Culvert Evaluations		\$1,368		\$0		\$1,368	Fish Passage Assessment
Family Forest Fish Passage Program		\$1,574		\$0		\$1,574	Fish Passage Design
Davis Slough		\$105,710	6	\$136	\$1,682	\$107,528	Fish Passage Design
Swan Lake Feasibility		\$105,109	33	\$737	\$33,842	\$139,688	Nearshore Design
Education & Stewardship							
Junior Stream Stewards		\$31,562	1,397	\$31,704	\$0	\$63,266	Education
Hatchery Outreach		\$4,041	428	\$9,700	\$0	\$13,741	Outreach and Education
Skagit-Samish Rest/Educ.		\$30,000	845	\$19,179	\$2,375	\$51,554	Outreach and Education
Skagit River Floodplain Restoration		\$16,102	69	\$1,554	\$0	\$17,656	Outreach and Education
Outreach and Education	\$25,275		374	\$8,486	\$0	\$33,761	Outreach and Education
AmeriCorps support	\$14,311		394	\$8,934	\$0	\$23,245	Outreach and Education
Habitat Restoration							
Howard Miller Steelhead Park		\$156,857	531	\$12,037	\$58,171	\$227,065	Instream Restoration
Upper Skagit Knotweed Control		\$82,035	36	\$811	\$0	\$82,846	Knotweed Control
Seattle City Light Stewardship		\$32,723	31	\$703	\$0	\$33,426	Stewardship and Riparian
NW Straits Foundation-Cornet Bay Planting		\$8,332	71	\$1,600	\$0	\$9,932	Nearshore Riparian
Day Creek Restoration		\$52,214	358	\$8,112	\$0	\$60,326	Fish Passage
Hobbit Corner Restoration		\$55,722	194	\$4,402	\$4,956	\$65,080	Riparian Planting
Native Plant Nursery		\$14,351	917	\$20,801	\$4,342	\$39,494	Riparian Planting
Samish Water Quality Improvement		\$33,251	188	\$4,254	\$17,434	\$54,940	Riparian Planting
Anderson Creek		\$8,941	138	\$3,131	\$0	\$12,072	Riparian Planting
Iron Mtn Ranch		\$5,571	24	\$533	\$0	\$6,104	Riparian
Skagit Co-Natural Resource Stewardship Program		\$105,832	596	\$13,523	\$6,136	\$125,491	Riparian Planting
SRSC Planting assistance		\$18,967	77	\$1,747	\$704	\$21,418	Riparian
Whidbey Camano Land Trust-Dugualla Hgts Planting		\$825	340	\$7,715	\$0	\$8,540	Riparian Planting
Monitoring							
Monitoring Programs	\$30,047	\$2,671	1,608	\$36,486	\$0	\$69,204	Monitoring
Vegetation Monitoring		\$4,391	630	\$14,283	\$0	\$18,674	Monitoring
Edgewater Monitoring		\$7,931	126	\$2,848	\$0	\$10,779	Monitoring
Finney Creek Restoration		\$16,482	208	\$4,720	\$0	\$21,202	Monitoring
Totals	\$154,162	\$957,472	10,369	\$235,273	\$130,310	\$1,477,217	

Sound Salmon Solutions

Fiscal Year 2013

Annual Report

Project Name	RFEF Funds	Other Funds	Volunteer Hours	Volunteer Hours - Value	In-Kind Value	Total Value	Project Type
Administration							
administration	\$111,857	\$106,862	825	\$18,725	\$12,234	\$249,678	
Project Development							
Program Development		\$1,545	0	\$0	\$0	\$1,545	Project Development
Cherry Creek Feasibility		\$51,795	114	\$2,587	\$5,123	\$59,505	Feasibility Study
Stillaguamish Basin Project		\$9,625	0	\$0	\$0	\$9,625	Basin Coordination
Education & Stewardship							
Classrooms/Outreach Presentations		\$7,923	406	\$9,201	\$0	\$17,123	Outreach/Education
Qwuloolt Education		\$36	0	\$0	\$0	\$36	Education
Be the Solution		\$14,472	61	\$1,378	\$1,889	\$17,739	Outreach/Education
Arlington Arbor Month		\$7,861	116	\$2,632	\$7,267	\$17,759	Outreach/Education
Storm Drain Defenders		\$176	0	\$0	\$1,112	\$1,287	Education
Snohomish Streamside Landowner Ed		\$2,824	0	\$0	\$0	\$2,824	Education
Citizen Action Training School		\$636	0	\$0	\$0	\$636	Outreach/Education
Be the Solution Phase II		\$1,362	26	\$590	\$70	\$2,022	Outreach/Education
Tree Connections		\$1,304	0	\$0	\$0	\$1,304	Education
PS I LOVE YOU		\$2,543	0	\$0	\$4,155	\$6,698	Education
SWM Watershed Education		\$2,722	0	\$0	\$243	\$2,965	Education
Jones Creek Stream Detective		\$3,687	5	\$113	\$1,805	\$5,605	Education
Adopt-A-Stream		\$1,436	300	\$6,807	\$88	\$8,331	Volunteer Planting Event
Catherine Creek Restoration		\$646	0	\$0	\$0	\$646	Volunteer Planting Event
Habitat Restoration							
Jim Creek Restoration / A		\$55,291	77	\$1,747	\$31,883	\$88,922	Riparian planting; in-stream restoration
Qwuloolt Estuary Restoration		\$77,725	1,038	\$23,541	\$3,312	\$104,578	Riparian Planting
Tolt RM4		\$9,604	11	\$250	\$1,843	\$11,696	Riparian Planting
Tolt Rest. Camp River Ranch		\$10,144	142	\$3,222	\$1,903	\$15,268	Riparian Planting
Upper Tychman Slough C&C		\$16,122	13	\$284	\$442	\$16,847	Riparian planting; in-stream restoration
Tychman Slough Restoration		\$12,180	21	\$476	\$2,138	\$14,795	Riparian Planting & Invasive Control
Mid Snoq. River Restoration		\$16,708	0	\$0	\$9,608	\$26,315	Riparian Planting & Invasive Control
Stillwater Phase II Restoration		\$19,314	119	\$2,689	\$5,953	\$27,956	Riparian Invasive Control
Middle Pilchuck River Rest / A		\$23,841	135	\$3,063	\$852	\$27,757	Riparian Planting & Invasive Control
Snoqualmie Wattenbarger Culvert		\$816	0	\$0	\$0	\$816	Culvert; Riparian Planting
McCormick Park Maintenance		\$22,346	970	\$22,009	\$25,066	\$69,421	Riparian Planting & Invasive Control
Woods Creek \ Luedke		\$4,869	0	\$0	\$0	\$4,869	Riparian Invasive Control
Snoqualmie Valley Restoration		\$9,332	68	\$1,543	\$2,987	\$13,863	Riparian Planting & Invasive Control
Stillaguamish Tributaries KW		\$1,833	0	\$0	\$181	\$2,014	Riparian Invasive Control
Briarwood Park Contract		\$1,896	0	\$0	\$720	\$2,616	Riparian Invasive Control
SF Stillaguamish KW & Riparian / A		\$2,492	0	\$0	\$0	\$2,492	Riparian Invasive Control
Stillaguamish KW & Riparian / A		\$12,594	0	\$0	\$1,139	\$13,732	Riparian Planting & Invasive Control
Whitehorse Cr Riparian Enhancement		\$6,395	0	\$0	\$860	\$7,255	Riparian Planting & Invasive Control
Jim Creek Fencing		\$86	0	\$0	\$0	\$86	Riparian Protection
Woods Creek Maintenance		\$1,635	0	\$0	\$180	\$1,815	Riparian Invasive Control
Luedke Blackberry Control		\$242	0	\$0	\$180	\$422	Riparian Invasive Control
Waterwheel Creek Restoration		\$1,377	0	\$0	\$1,098	\$2,475	Riparian Planting & Invasive Control
Waterwheel Creek		\$4,000	0	\$0	\$360	\$4,360	Riparian Invasive Control
Pierce Tributary		\$4,370	12	\$272	\$0	\$4,643	Riparian Planting & Invasive Control
Pierce Tribe Mowing		\$558	0	\$0	\$0	\$558	Riparian Invasive Control
Berg-Bancroft		\$1,851	10	\$227	\$0	\$2,078	Riparian Invasive Control
English		\$1,042	0	\$0	\$297	\$1,339	Riparian Invasive Control
Pilchuck-Holy Cross		\$117	0	\$0	\$0	\$117	Riparian Invasive Control
Totals	\$111,857	\$536,237	4,467	\$101,356	\$124,987	\$874,437	

Mid Puget Sound Fisheries Enhancement Group

Fiscal Year 2013

Annual Report

Project Name	RFEG Funds	Other Funds	Volunteer Hours	Volunteer Hours - Value	In-Kind Value	Total Value	Project Type
Administration							
Administration	\$11,122	\$32				\$11,154	Administration
Miscellaneous Program Expenses	\$103,529	\$277				\$103,806	Program Support
RFEG Coalition Support	\$2,965	\$3,621	80	\$1,815		\$8,401	
Outreach/Organizational Development	\$14,087	\$0	300	\$6,807		\$20,894	Outreach
Project Development							
Flaming Geyser State Park	\$2,359	\$125,668				\$128,026	Design - Fish Passage, Riparian Restoration, Instream Habitat
Longfellow Creek	\$0	\$34,626				\$34,626	Design - Fish Passage, Riparian Restoration, Instream Habitat
Gorst Creek	\$9,573	\$300				\$9,873	Design - Riparian Restoration, Instream Habitat
New Project Development	\$3,455	\$78				\$3,533	Outreach
Habitat Restoration							
May Creek	\$279	\$64,297	50	\$1,135	\$3,000	\$68,711	Fish Passage, Riparian Restoration
Little Brook Creek	\$0	\$163,619			\$4,000	\$167,619	Fish Passage, Riparian Restoration, Instream Habitat
Riverview Park/Green River	\$253	\$4,574				\$4,827	Rechannelization, Riparian Habitat
Clear Creek	\$0	\$48,711				\$48,711	Fish Passage
Small Habitat Projects	\$8,010	\$0				\$8,010	Riparian Restoration, Livestock Management
Small Contracts	\$35	\$4,816				\$4,851	Fish Passage, Riparian Restoration, Instream Habitat, Permitting, Project Management
Monitoring							
Monitoring	\$1,318	\$3,420	180	\$4,084		\$8,822	Monitoring
Totals	\$156,986	\$454,037	610	\$13,841	\$7,000	\$631,863	

South Puget Sound Salmon Enhancement Group

Fiscal Year 2013

Annual Report

Project Name	RFEF Funds	Other Funds	Volunteer Hours	Volunteer Hours - Value	In-Kind Value	Total Value	Project Type
Administration							
Office Operations	\$104,049	\$6,117	500	\$11,345		\$121,511	Admin
Project Development							
Project Dev & Support	\$35,694					\$35,694	Project Development
WRIA 14 3-Year Work Plan		\$80,568				\$80,568	Project Development
Sequalitchew Creek		\$117,281				\$117,281	Project Development
Titlow Beach Estuary		\$2,549				\$2,549	Project Development
Mission Creek		\$22,419				\$22,419	Estuary Restoration
Barrier Evaluation		\$3,287				\$3,287	Barrier removal
Filucy Bay Bulkhead		\$6,459				\$6,459	Bulkhead removal
WRIA 13 3-Year Work Plan	\$2,371	\$61,590				\$63,961	Development Grant
Deschutes ELJ Design		\$3,202				\$3,202	LWD
Middle Goldsborough Creek		\$39,482				\$39,482	LWD
Greenwater		\$7,438				\$7,438	LWD
Clearwater LWD		\$21,465				\$21,465	LWD
Like's Creek Fish Passage		\$1,155				\$1,155	Fish Passage
DRR Mitigation		\$13,688				\$13,688	Habitat Restoration
Education & Stewardship							
Kennedy Creek Salmon Trail	\$628	\$6,460	700	\$15,883		\$22,970	Education/Outreach
Citizen Action Training School		\$1,908				\$1,908	Education/Outreach
Education & Outreach	\$4,029	\$5,000				\$9,029	SPSSEG Ed/Outreach
Habitat Restoration							
Case Inlet		\$75,460				\$75,460	Bulkhead removal
Squaxin Island Bulkhead		\$22,368				\$22,368	Bulkhead removal
Priest Point Park		\$83,213			\$17,958	\$101,171	Bulkhead removal
Penrose Point Bulkhead		\$401,131				\$401,131	Bulkhead removal
McLane Creek		\$19,194			\$1,980	\$21,174	Barrier removal
McCormick Creek		\$11,955				\$11,955	Barrier removal
Midway Creek		\$186,932			\$22,993	\$209,925	Fish Passage
Gull Harbor		\$10,677				\$10,677	Fish Passage
Spurgeon Creek		\$7,270				\$7,270	Fish Passage
DeLacy-McLane Creek		\$27,379				\$27,379	Fish Passage
Schoolhouse Creek		\$18,723				\$18,723	Habitat Restoration
Monitoring							
Knoll Mitigation		\$2,771				\$2,771	Greenwater
Ohop Monitoring		\$3,142				\$3,142	Monitoring
Totals	\$146,771	\$1,270,282	1,200	\$27,228	\$42,931	\$1,487,211	

Hood Canal Salmon Enhancement Group

Fiscal Year 2013

Annual Report

Project Name	RFEG Funds	Other Funds	Volunteer Hours	Volunteer Hours - Value	In-Kind Value	Total Value	Project Type
Administration							
Non-Project Costs	\$188,797	\$214,062			\$26,106	\$428,965	
Project Development							
Big Quilcene Estuary Acquisition Planning		\$13,958				\$13,958	Planning
Big Quilcene Delta Acquisition and Project Planning		\$726,509				\$726,509	Acquisition & Restoration
Lower Big Beef Creek Restoration		\$37,970				\$37,970	Design
Education & Stewardship							
Volunteers			5,385	\$122,186		\$122,186	Outreach
GreenSTEM - PEI		\$8,394			\$11,920	\$20,314	Education
Habitat Restoration							
Donovan Creek Acquisition & Restoration		\$40,025			\$17,169	\$57,194	Restoration, fish passage improvement, rechannelization, bank stabilization, riparian planting
Tahuya River LWD placement Ph. 2		\$101,505				\$101,505	Restoration
Union River Estuary Restoration		\$1,027,408				\$1,027,408	Restoration
Knotweed Control Riparian Enhancement		\$89,214			\$39,513	\$128,727	Monitoring, riparian planting
Monitoring							
Steelhead Research Project		\$47,465	1,353	\$30,694		\$78,159	Research/monitoring, Dewatto, Tahuya & Little Quilcene Rivers
Fish Production							
Summer Chum Restoration		\$16,264	2,270	\$51,506		\$67,771	Fish supplementation
Totals	\$188,797	\$2,322,774	9,008	\$204,386	\$94,708	\$2,810,665	

North Olympic Salmon Coalition
Fiscal Year 2013
Annual Report

Project Name	RFEF Funds	Other Funds	Volunteer Hours	Volunteer Hours - Value	In-Kind Value	Total Value	Project Type
Administration							
Administration	\$92,481		1,085	\$24,613		\$117,094	
Project Development							
Discovery Bay Restoration	\$3,053					\$3,053	Project Development
East Jefferson Summer Chum Riparian	\$3,598					\$3,598	Project Development
West End Projects	\$2,000					\$2,000	Project Development
Kilisu Harbor Reconnection	\$9,376					\$9,376	Project Development
3 Crabs Nearshore Restoration	\$22,743					\$22,743	Project Development
Dungeness River Riparian Restoration	\$3,977					\$3,977	Project Development
Spawners Surveys and Native Plant Nursery	\$800					\$800	Project Development
Other landowner projects, lead entity, RFEFC initiatives	\$24,399					\$24,399	Project Development
Snow Creek Estuary - Discovery Bay		\$154,937				\$154,937	Design
Maynard Nearshore - Discovery Bay		\$23,066				\$23,066	Design
Snow/Salmon Railroad Grade Removal		\$742				\$742	Design
3 Crabs Nearshore Restoration		\$19,473				\$19,473	Design
Salt Creek Estuary		\$14,914				\$14,914	Design
Education & Outreach							
Education and Outreach	\$30,572	\$2,589	100	\$2,263		\$35,424	Education and Outreach
Habitat Restoration							
Sadilek culvert replacement		\$69,926				\$69,926	Fish Passage
Restoration & Monitoring: Riparian Planting & Maintenance							
Native Plant Nursery		\$2,700	77	\$1,753		\$4,453	Riparian Planting
Chimacum Creek Planting Sites		\$53,477	664	\$15,072		\$68,548	Riparian Planting
Chimacum Creek Beach MLK Event			343	\$7,771		\$7,771	Invasive Removal
Morse Creek planting & maintenance		\$27,845	168	\$3,801		\$31,646	Riparian Planting
Salmon Creek Planting Sites		\$12,918				\$12,918	Riparian Planting
Snow Creek planting		\$11,703	74	\$1,679		\$13,382	Riparian Planting
Monitoring							
Chimacum Creek Coho surveys	\$2,543		128	\$2,904		\$5,447	Monitoring
Chimacum Creek Chum surveys	\$4,936	\$5,878	290	\$6,569		\$17,383	Monitoring
Chimacum Beach forage fish			4	\$91		\$91	Monitoring
Salmon Creek Estuary fyke net sampling			129	\$2,916		\$2,916	Monitoring
JCL Summer Chum Recovery		\$5,878	227	\$5,151		\$11,029	Monitoring
Salmon Creek Estuary Restoration Monitoring		\$14,528	47	\$1,076		\$15,604	Monitoring
Salmon Creek summer chum fish trap		\$5,878	340	\$7,715		\$13,593	Monitoring
Snow Creek coho recovery			482	\$10,937		\$10,937	Monitoring
Morse Re-Meander post-project monitoring		\$28,052	151	\$3,426		\$31,478	Monitoring
Sadilek Project Monitoring		\$353				\$353	Monitoring
Totals	\$200,479	\$454,856	4,307	\$97,735	\$10,000	\$763,070	

Pacific Coast Salmon Coalition
 Fiscal Year 2013
 Annual Report

Project Name	RFEF Funds	Other Funds	Volunteer Hours	Volunteer Hours - Value	In-Kind Value	Total Value	Project Type
Administration							
Administration	\$57,120		915	\$20,761		\$77,881	Administration
Project Management	\$65,417					\$65,417	Project Management
Project Development							
NF Calawah Culvert Replacement	\$2,466	\$86,500	44	\$998	\$111,693	\$201,657	Project Development
Fuhrman Creek			36	\$817		\$817	Project Development
Sadileck Culvert			156	\$3,540	\$76,490	\$80,030	Pre-project monitoring
Donkey Creek	\$1,204					\$1,204	Design
Coal Creek	\$1,915	\$169,300	220	\$4,992	\$91,200	\$267,407	Design and Survey
Education & Outreach							
Outreach and Education	\$270		870	\$19,740	\$5,400	\$25,410	Outreach and Education
Habitat Restoration							
Christmas Creek Phase I	\$9,976	\$86,791	725	\$16,450	\$59,183	\$172,400	Fish Passage
Camp Creek	\$10,063	\$212,499	322	\$7,306	\$145,639	\$375,507	Fish Passage
Mill Creek	\$3,735	\$445,685	235	\$5,332		\$454,752	Fish Passage
Rainey Creek Tributary	\$640		158	\$3,585		\$4,225	Fish Passage
Bockette Creek	\$1,171	\$10,000	65	\$1,475	\$5,860	\$18,505	Fish Passage
Nutrient Enhancement	\$4,561		775	\$17,585	\$15,650	\$37,796	Nutrient Enhancement
Invasive species	\$30,788		130	\$2,950	\$7,850	\$41,588	Invasive removal and replanting
Monitoring and Maintenance	\$30,216		1,320	\$29,951		\$60,167	Monitoring
Totals	\$219,541	\$1,010,775	5,971	\$135,482	\$518,965	\$1,884,763	

Chehalis Basin Fisheries Task Force

Fiscal Year 2013

Annual Report

Project Name	RFEG Funds	Other Funds	Volunteer Hours	Volunteer Hours - Value	In-Kind Value	Total Value	Project Type
Administration							
Administration	\$52,523	\$4,314	930	\$21,102		\$77,938	General administration
Education & Outreach							
Carlisle Project	\$6,820		3,222	\$73,107		\$79,927	Fish rearing
Project Development							
USF&W NFPP		\$375				\$375	Engineering
Habitat Restoration							
Cedar Creek		\$31,612				\$31,612	Fish passage
Chenois Creek		\$1,016				\$1,016	Fish passage
McDonald Creek		\$51,433				\$51,433	Fish passage
Madsen FFFPP		\$11,201				\$11,201	Fish passage
Fish Production							
Satsop Springs	\$43,766	\$96,645	1,910	\$43,338		\$183,749	Fish rearing
Totals	\$103,108	\$196,596	6,062	\$137,547		\$437,251	

Willapa Bay Regional Fisheries Enhancement Group

Fiscal Year 2013

Annual Report

Project Name	RFEG Funds	Other Funds	Volunteer Hours	Volunteer Hours - Value	In-Kind Value	Total Value	Project Type
Administration							
Administration	\$11,614	\$2,250	166	\$3,767		\$17,631	administration
Fish Production							
March Project	\$20,638	\$2,950	1,588	\$36,032		\$59,620	fish production
Oxbow Creek RSI							fish production
Electric Creek RSI							fish production
Fleec Creek RSI							fish production
Salmon Creek RSI #1	\$1,862		496	\$11,254		\$13,116	fish production
Salmon Creek RSI #2		fish production					
Russian Creek		fish production					
Naselle River trib RSI		fish production					
		fish production					
Totals	\$34,114	\$5,200	2,250	\$51,053		\$90,367	

Lower Columbia Fish Enhancement Group

Fiscal Year 2013

Annual Report

Project Name	RFEF Funds	Other Funds	Volunteer Hours	Volunteer Hours - Value	In-Kind Value	Total Value	Project Type
Administration							
Operations	\$71,565	\$1,800				\$73,365	Operations and Administration
Project Development							
Development	\$24,893	\$91,678				\$116,571	Grant writing, site development, and project development
LCFEG Greenhouse (1 & 2) & Riparian maint.	\$22,000	\$27,853	6,633	\$150,503	\$10,000	\$210,356	Greenhouse operations
LCREP- Hardy Creek		\$29,458				\$29,458	Habitat assessment and design
Eagle Island		\$117,762				\$117,762	Design
Grays River Reach 2D		\$31,305				\$31,305	Design
Hardy Creek Design		\$7,672				\$7,672	Design
Cedar Creek		\$1,005				\$1,005	Design
Happa Design		\$9,569				\$9,569	Design
Ives Island	\$7,000	\$8,779				\$15,779	Design
Lower Kalama Design		\$2,109				\$2,109	Design
Rayonier Grays River		\$2,621				\$2,621	Design
SF Toutle Phase III		\$44,661	3,350	\$76,012		\$120,672	Design and Permit
Woodard Creek Phase II		\$11,132	110	\$2,496		\$13,628	Design and Permit
FFFP: Lee Property		\$15,895				\$15,895	Design and Permit
FFFP: Skinner Property		\$16,601				\$16,601	Design and Permit
Coweeman River Bedrock		\$9,709				\$9,709	Design and Permit
Education & Outreach							
Outreach and Education	\$16,000	\$1,000	203	\$4,595		\$21,595	Outreach & Education
Habitat Restoration							
Hamilton Creek Chum Channel		\$61,987				\$61,987	Habitat restoration
SF Toutle Mitigation		\$30,000				\$30,000	Habitat restoration
Lawton Creek	\$6,200	\$10,404	330	\$7,488		\$24,092	Habitat restoration
Hamilton Creek Phase II	\$3,000	\$244,999	2,830	\$64,213		\$312,212	Habitat restoration
Upper Washougal II	\$3,075	\$216,330	8,240	\$186,966		\$406,370	Habitat restoration
Nutrient Enhancement							
Germany Creek	\$1,677	\$86,329	940	\$21,329		\$109,335	Carcass analog study
Nutrient Enhancement	\$15,692	\$37,741	15,000	\$340,350		\$393,783	Nutrient Enhancement
Monitoring							
Grays Ground Water Monitoring		\$106,162				\$106,162	Groundwater investigation
Totals	\$171,103	\$1,224,562	37,636	\$853,949	\$10,000	\$2,259,614	

Mid Columbia Fisheries Enhancement Group

Fiscal Year 2013

Annual Report

Project Name	RFEF Funds	Other Funds	Volunteer Hours	Volunteer Hours - Value	In-Kind Value	Total Value	Project Type
Administration							
General administration	\$94,454	\$0	296.5	\$6,727.59	\$0	\$101,182	Administration
Training	\$2,421	\$213	0		\$0	\$2,634	Training
Project Development							
Yakima Delta	\$1,737	\$35,856	0		\$6,578	\$44,171	Assessment
Cowiche Creek	\$10,810	\$25,075	0		\$1,233	\$37,118	Floodplain restoration & riparian
Teanway River	\$9,004	\$80,497	0		\$0	\$89,502	Design
White Salmon River & Tribs	\$445	\$10,430	0		\$3,558	\$14,432	Design
Other project development & Grant Writing	\$59,640		0		\$2,254	\$61,894	Project development
Columbia Mainstem	\$0	\$68,941	0		\$4,555	\$73,496	Assessment
Yakima Riparian	\$1,329	\$11,679	285.5	\$6,478.00	\$0	\$19,486	Site prep and planning
Education & Outreach							
White Salmon River Education Project	\$1,955	\$6,001	0		\$855	\$8,811	Education
Other Salmon Education Projects	\$11,914	\$0	84	\$1,905.96	\$5,656	\$19,476	Education
Habitat Restoration							
Yakima Basin Beaver Project	\$710	\$15,888	352	\$7,986.88	\$3,000	\$27,585	Beaver relocation
Jack Creek	\$1,416	\$319,263	186	\$4,220.34	\$0	\$324,899	Largescale stream restoration
Yakima Large Wood Replenishment	\$9,942	\$55,045	30	\$680.70	\$12,654	\$78,322	Large woodyDebris
Little Wind River	\$3,801	\$0	0		\$0	\$3,801	Instream habitat restoration
Reecer Creek	\$2,573	\$41,052	136.5	\$3,097.19	\$0	\$46,722	Floodplain restoraton
Crystal Creek	\$0	\$21,247	18	\$408.42	\$0	\$21,656	Riparian planting
Wind River & Tribs	\$0	\$7,188	0		\$0	\$7,188	Fish passage
Upper Rattlesnake Creek	\$501	\$13,812	0		\$0	\$14,313	Riparian planting
Cowiche Creek at Prospect	\$2,465	\$0	132	\$2,995.08	\$0	\$5,460	Floodplain restoraton
Trout Creek	\$0	\$1,638	0		\$1,231	\$2,869	Fish passage
Wild Salmonid Task Force	\$5,699	\$7,680	300	\$6,807.00	\$3,300	\$23,487	Fish passage and education
Other small projects	\$6,036	\$4,380	76	\$1,724.44	\$201	\$12,341	Riparian
TOTAL	\$226,853	\$725,884	1,897	\$43,031.59	\$45,075	\$1,040,844	

Tri State Steelheaders Salmon Enhancement Group

Fiscal Year 2013

Annual Report

Project Name	RFEG Funds	Other Funds	Volunteer Hours	Volunteer Hours - Value	In-Kind Value	Total Value	Project Type
Administration							
Administration	\$78,964	\$5,996	524	\$11,895	\$0	\$96,855	administration
Project Development							
Mill Creek - 9th Ave Extension	\$0	\$8,293			\$0	\$8,293	Design
George Creek Habitat Restoration	\$0	\$7,440			\$1,950	\$9,390	Design and funding
Bridge to Bridge Levee Removal		\$9,379			\$0	\$9,379	Design and funding
Project Development and Monitoring	\$61,822	\$13,903	432	\$9,802	\$0	\$85,527	development and monitoring
Education & Outreach							
Community Outreach and Education	\$11,032	\$5,068			\$0	\$16,100	education and outreach
Creating Urban Riparian Buffers	\$0	\$59,634	704	\$15,968	\$12,474	\$88,076	riparian planting, outreach
Habitat Restoration							
Mill Creek - Reach Type 6	\$0	\$145,632			\$0	\$145,632	fish passage
Monitoring							
Stream Gaging	\$0	\$5,512			\$0	\$5,512	monitoring
Totals	\$151,818	\$260,856	1660	\$37,665	\$14,424	\$464,764	

Cascade Columbia Fisheries Enhancement Group

Fiscal Year 2013

Annual Report

Project Name	RFEF Funds	Other Funds	Volunteer Hours	Volunteer Hours - Value	In-Kind Value	Total Value	Project Type
Administration							
Administration	\$60,296		232	\$5,264		\$65,560	Administration
Project Development							
Project Development	\$30,148		44	\$998		\$31,146	Project Development
White River Wood Atonement		\$11,955				\$11,955	Instream habitat enhancement
White River Forest and Floodplain Assessment		\$25,903				\$25,903	Assessment
25 Mile Creek Fish Passage Design		\$947				\$947	Design/Feasibility
East Fork Tunk Creek		\$4,068				\$4,068	Fish Passage
Thomson Creek		\$3,796				\$3,796	Fish Passage
Driscoll Island Cold Water Refuge		\$17,322				\$17,322	Design/Feasibility
Methow- Chewuch Ground Water Study		\$22,244			\$577	\$22,821	Feasibility
Wenatchee Nutrient Assessment - Treatment Design		\$132,907	16	\$363		\$133,270	Assessment
Upper Columbia Nutrient Enhancement Feasibility	\$381					\$381	Feasibility
Education & Outreach							
Outreach	\$30,148	\$50	98	\$2,224		\$32,422	Outreach
Icicle Creek Kiosk		\$9,661	8	\$182		\$9,843	Educational Kiosk
Salmon Lifecycle Landscape		\$9,519	84	\$1,906		\$11,425	Design - education facility
Habitat Restoration							
Methow Riparian Planting	\$1,627	\$13,539			\$1,310	\$16,476	Riparian Planting
Driscoll Island Riparian Planting		\$358				\$358	Riparian Planting
Tall Timber Planting		\$135	10	\$227		\$362	Riparian Planting
Totals	\$122,600	\$252,404	492	\$11,163	\$1,887	\$388,054	